

震盪在舊頂部

2024/10/11

合約走勢					
收盤	+/-	交易量	到期日	剩餘時間	
單位	點數	點數	合約	日期	日
VN30F2410	1366.2	7.9	208,963	17/10	7
VN30F2411	1366.2	6.2	828	21/11	42
VN30F2412	1365.9	7.9	46	19/12	70
VN30F2503	1366.0	9.9	120	20/03	161

源自 Bloomberg - YSVN

合約更改交易量和持倉量				
交易量	+/-	OI	+/-	
單位	合約	%	%	
VN30F2410	208,963	-1.7%	58,501	
VN30F2411	828	1.0%	828	
VN30F2412	46	-32.4%	986	
VN30F2503	120	344.4%	120	

源自：Bloomberg - YSVN

合約的基差變動			
基差	前一盤	+/-	
單位	點數	點數	點數
VN30F2410	5.6	6.3	-0.7
VN30F2411	5.6	6.3	-0.7
VN30F2412	5.3	6.0	-0.7
VN30F2503	5.4	4.1	1.3

源自：Bloomberg - YSVN

合約走勢

- 當世界股市持續積極和大型股持續走強，期貨合約從盤初的交易日繼續強勁暴增。VN30F2410 收於 1,366.2 點，相當於上漲近 8 點，基差達到 5.6 點。
- VN30F2410 的成交量比前一交易日小幅減少，合約的持倉量再次上漲至 58,501 份。

VN30F1M 的評估

- VN30F2410 在流星模式的舊峰值震盪，顯示價格猶豫。同時，根據波浪模式，合約可能會快速結束斜線波浪模式的第 5 波，因此需要關注情景可能形成。1,353-1,355 點在未來的幾個交易日可能會回歸，而根據該種情況，1,368-1,370 點是復甦的阻力位。
- 同時，VN30F2410 合約的短期趨勢在日線圖為上漲，追蹤停損相當於 1,338 點。

投資策略

當天策略 (Intraday)	投資者考慮在 1,367-1,368 點開設空頭，停損於 1,372 點，止盈在 1,352 點。
主要短期 趨勢策略 (Daily)	投資者保持觀察倉位，並等待新的入場點。

Pham Tan Phat

高級分析專員

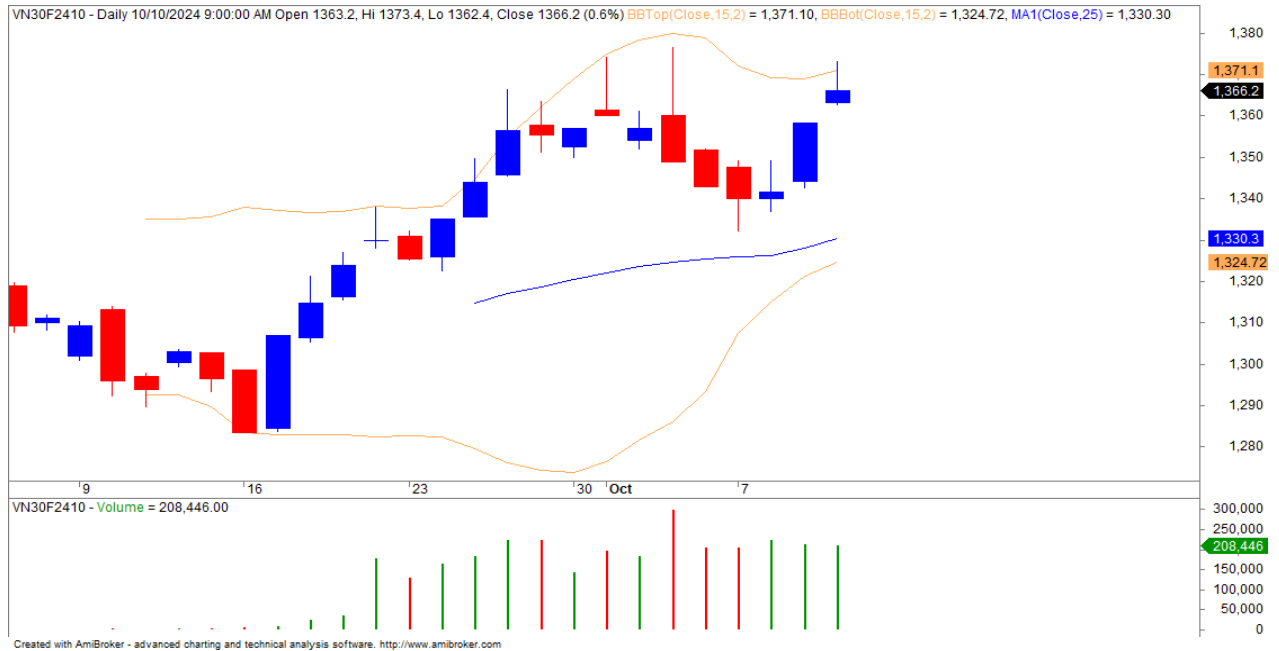
Email: phat.pham@yuanta.com.vn

Phone: (084) 28 3622 6868 ext 3880



We Create Fortune

VN30F1M 合約走勢圖

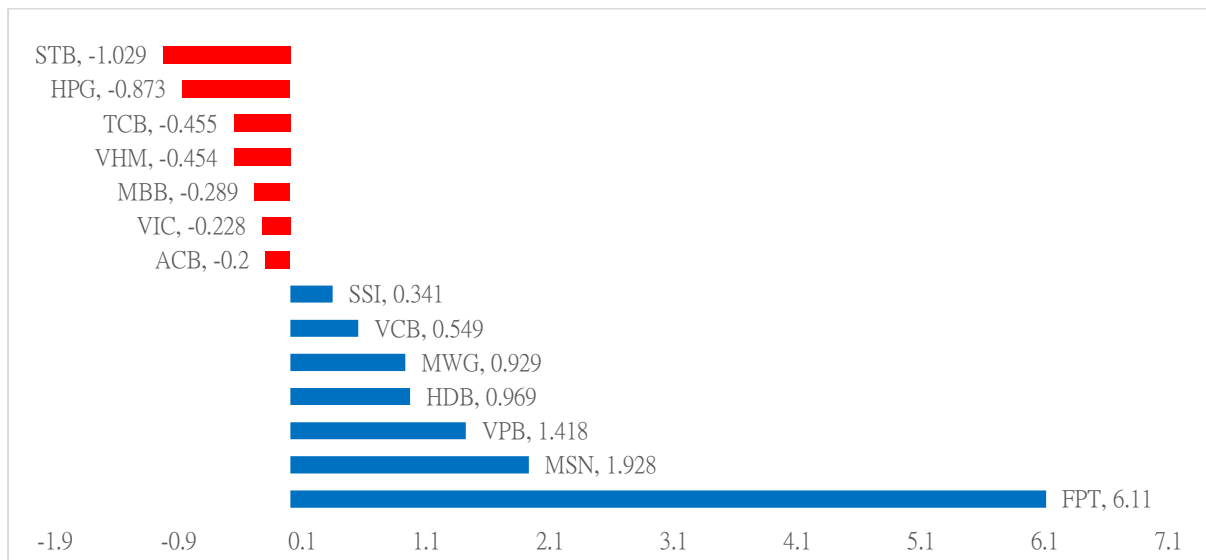


	VN30F2410-Daily	VN30F2410-1H
趨勢	上漲	上漲
支撐 1	1344	1360
支撐 2	1330	1355
阻力 1	1375	1370
阻力 2	1388	1374

VN30-INDEX 指數走勢

VN30-Index 收盤上漲 0.64%，其中 FPT, MSN 和 VPB 是對指數積極貢獻最多的 3 檔股票。

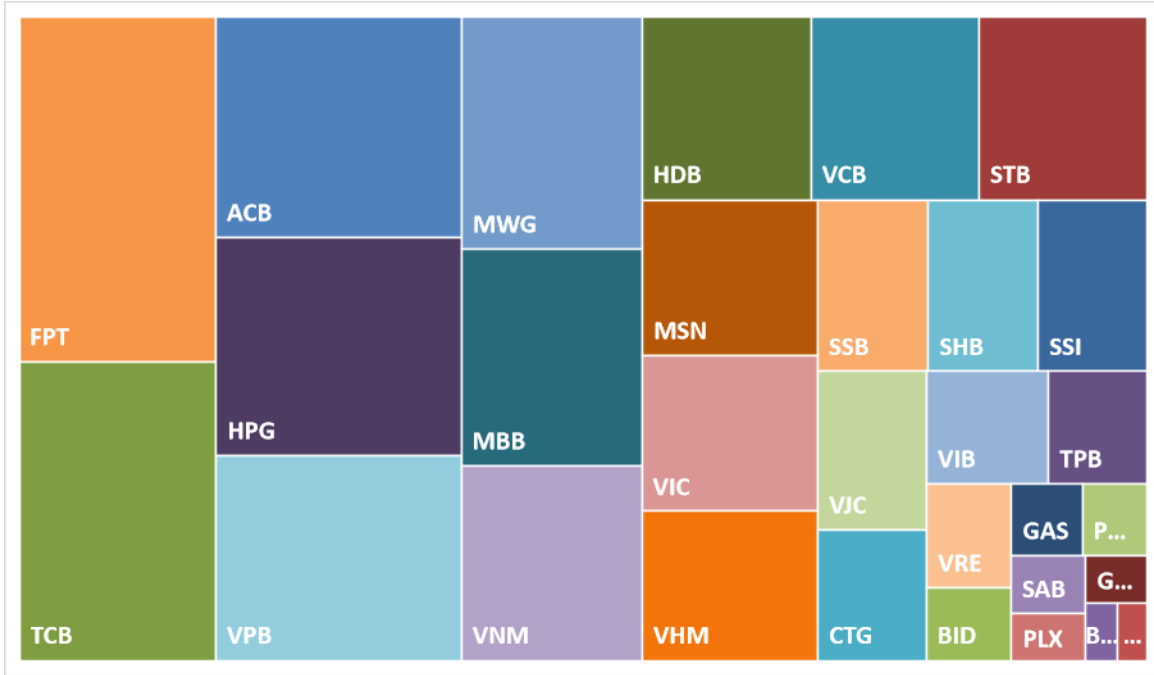
VN30-INDEX 中最有影響力的成份股





We Create **Fortune**

VN30-INDEX 中的資本化



FPT 的走勢圖





We Create Fortune

VN30-INDEX 中的成分股

股碼	公司名稱	行業	比重	收盤價	資本化	PER	PBR	3個月平均交易量	外資持有	52週最高	52週最底
		單位	%	VND	Bil. VND	x	x	'000 cp	%	VND	VND
BID	越南投資與發展商業股份銀行	金融	7.7%	26,200	117,026	7.1	1.6	8,462	30%	26,500	18,217
KDH	Khang Dien 房屋貿易投資股份公司	房地產	0.2%	68,300	70,691	28.3	3.8	765	2%	74,500	50,400
CTG	越南工商股份銀行	金融	0.8%	49,750	283,597	12.4	2.2	2,335	17%	56,700	34,608
ACB	亞洲商業股份銀行	金融	0.2%	43,900	32,588	17.4	1.5	567	26%	48,300	38,200
PLX	越南油氣集團	能源	2.1%	36,150	194,125	9.6	1.4	8,351	27%	37,550	24,431
BVH	Bao Viet 集團	金融	10.1%	141,700	206,945	29.0	7.5	4,218	46%	142,000	71,826
FPT	FPT 發展投資工藝股份公司	科技	0.6%	73,300	171,718	15.2	2.5	1,314	2%	86,471	71,569
GAS	越南氣體總公司 - 股份公司	公用服務	0.4%	35,650	142,600	50.7	2.8	3,099	0%	39,000	16,450
POW	越南天然氣股份總公司	公用服務	4.3%	27,450	79,950	6.6	1.6	7,570	19%	28,600	16,550
HDB	胡志明市發展商業股份銀行	金融	7.0%	27,250	174,298	15.6	1.6	21,127	22%	29,950	20,545
HPG	Hoa Phat (和發) 集團股份公司	原材料	5.4%	25,500	135,311	6.3	1.3	17,200	23%	26,150	16,950
MBB	軍隊貿易股份銀行	金融	3.8%	80,000	115,068	168.8	3.4	4,691	30%	81,600	56,000
MSN	Masan 集團股份公司	必需消費品	5.5%	65,000	95,025	43.1	3.6	8,207	47%	70,800	33,600
MWG	世界移動通信投資股份公司	非必需消費品	0.4%	44,500	56,541	15.5	2.2	1,859	18%	51,700	31,300
NVL	Nova 房地產投資集團股份公司	房地產	0.6%	12,900	30,210	28.8	1.0	8,463	4%	15,900	10,400
PNJ	Phu Nuan (富潤) 珠寶股份公司	非必需消費品	0.6%	57,700	74,004	17.6	3.1	764	61%	71,800	52,000
GVR	越南橡膠工業集團	原材料	2.4%	10,750	39,371	4.9	0.7	16,275	3%	12,500	9,990
PDR	Phat Dat 開發房地產股份公司	房地產	2.2%	17,500	49,613	10.7	1.5	2,661	0%	22,888	15,050
TPB	Tien Phong 股份商業銀行	金融	2.8%	27,550	54,055	18.1	2.1	15,429	33%	31,582	20,639
SAB	西貢啤酒 - 酒精 - 飲料股份公司	必需消費品	4.6%	33,600	63,343	7.7	1.3	10,556	24%	34,800	25,850
SSI	SSI 西貢證券股份公司	金融	8.2%	24,550	172,955	8.1	1.3	15,375	22%	25,250	13,600
STB	西貢商信銀行 (sacombank)	金融	1.7%	17,450	46,102	9.7	1.3	16,353	25%	18,100	13,000
TCB	越南技商股份銀行 (Techcombank)	金融	4.1%	91,900	513,637	15.4	2.8	1,468	23%	100,500	80,100
VCB	越南外商貿易股份銀行	金融	4.0%	42,150	183,537	7.8	1.0	10,265	14%	48,000	34,000
VHM	Vinhomes 股份公司	房地產	1.9%	19,100	56,901	7.4	1.5	5,952	5%	21,368	14,786
VIC	Vingroup 集團股份公司	房地產	3.5%	41,400	158,300	41.8	1.2	2,651	10%	49,350	38,700
VJC	Vietjet 越捷航空股份公司	工業	2.3%	106,000	57,411	62.0	3.5	737	13%	119,600	96,000
VNM	越南牛奶股份公司	必需消費品	4.1%	67,700	141,490	16.3	4.1	4,713	52%	76,300	63,000
VPB	Viet Nam Thịnh Vuong (越南繁榮) 貿易股份銀行	金融	7.1%	20,550	163,042	13.6	1.2	22,400	25%	23,150	17,500
VRE	Vincom Retail 股份公司	房地產	1.2%	18,450	41,924	9.3	1.0	9,535	22%	28,750	16,700



We Create **Fortune**

元大證券（越南）公司

個人客戶分析部

Nguyễn Thế Minh

研究分析經理

+84 28 3622 6868 ext 3826

minh.nguyen@yuantan.com.vn

Lý Thị Hiền

研究分析主管

+84 28 3622 6868 ext 3908

hien.ly@yuantan.com.vn

Quách Đức Khánh

高級分析專員

+84 28 3622 6868 ext 3833

khanh.quach@yuantan.com.vn

Khổng Hữu Hiệp

高級分析專員

+84 28 3622 6868 ext 3912

hiiep.khong@yuantan.com.vn

Nguyễn Trịnh Ngọc Hồng

高級分析專員

+84 28 3622 6868 ext 3832

hong.nguyen@yuantan.com.vn

Phạm Tấn Phát

高級分析專員

+84 28 3622 6868 ext 3880

phat.pham@yuantan.com.vn

個人客戶業務部

Nguyễn Thanh Tùng

總公司業務經理

+84 28 3622 6868 ext 3609

tung.nguyen@yuantan.com.vn

Phạm Đắc Thành

北部區域經理

+84 28 3622 6868 ext 3416

thanh.pham@yuantan.com.vn

Nguyễn Mạnh Hoat

南部區域經理（胡志明市）

+84 28 3622 6868 ext 3847

hoat.nguyen@yuantan.com.vn

Lương Kỳ Ty

堤岸分行經理

+84 28 3622 6868 ext 3653

ty.luong@yuantan.com.vn

Bùi Quốc Phong

同奈分行經理

+84 28 3622 6868 ext 3701

phong.bui@yuantan.com.vn

Võ Thị Thu Thủy

平陽分行經理

+84 28 3622 6868 ext 3505

thuy.vo@yuantan.com.vn

Nguyễn Việt Quang

河內分行經理

+84 28 3622 6868 ext 3404

quang.nguyen@yuantan.com.vn

Võ Đình Tuấn

峴港分行經理

+84 28 3622 6868 ext 3301

tuan.vo@yuantan.com.vn

Đinh Thị Thu Cúc

頭頓分行經理

+84 28 3622 6868 ext 3203

cuc.dinh@yuantan.com.vn



We Create **Fortune**

Appendix A: Important Disclosures

Analyst Certification

Each research analyst primarily responsible for the content of this research report, in whole or in part, certifies that with respect to each security or issuer that the analyst covered in this report: (1) all of the views expressed accurately reflect his or her personal views about those securities or issuers; and (2) no part of his or her compensation was, is, or will be, directly or indirectly, related to the specific recommendations or views expressed by that research analyst in the research report.

Ratings Definitions

BUY: We have a positive outlook on the stock based on our expected absolute or relative return over the investment period. Our thesis is based on our analysis of the company's outlook, financial performance, catalysts, valuation and risk profile. We recommend investors add to their position.

HOLD-Outperform: In our view, the stock's fundamentals are relatively more attractive than peers at the current price. Our thesis is based on our analysis of the company's outlook, financial performance, catalysts, valuation and risk profile.

HOLD-Underperform: In our view, the stock's fundamentals are relatively less attractive than peers at the current price. Our thesis is based on our analysis of the company's outlook, financial performance, catalysts, valuation and risk profile.

SELL: We have a negative outlook on the stock based on our expected absolute or relative return over the investment period. Our thesis is based on our analysis of the company's outlook, financial performance, catalysts, valuation and risk profile. We recommend investors reduce their position.

Under Review: We actively follow the company, although our estimates, rating and target price are under review.

Restricted: The rating and target price have been suspended temporarily to comply with applicable regulations and/or Yuanta policies.

Note: Yuanta research coverage with a Target Price is based on an investment period of 12 months. Greater China Discovery Series coverage does not have a formal 12 months Target Price and the recommendation is based on an investment period specified by the analyst in the report.

Global Disclaimer

© 2020 Yuanta. All rights reserved. The information in this report has been compiled from sources we believe to be reliable, but we do not hold ourselves responsible for its completeness or accuracy. It is not an offer to sell or solicitation of an offer to buy any securities. All opinions and estimates included in this report constitute our judgment as of this date and are subject to change without notice.

This report provides general information only. Neither the information nor any opinion expressed herein constitutes an offer or invitation to make an offer to buy or sell securities or other investments. This material is prepared for general circulation to clients and is not intended to provide tailored investment advice and does not take into account the individual financial situation and objectives of any specific person who may receive this report. Investors should seek financial advice regarding the appropriateness of investing in any securities, investments or investment strategies discussed or recommended in this report. The information contained in this report has been compiled from sources believed to be reliable but no representation or warranty, express or implied, is made as to its accuracy, completeness or correctness. This report is not (and should not be construed as) a solicitation to act as securities broker or dealer in any jurisdiction by any person or company that is not legally permitted to carry on such business in that jurisdiction.

Yuanta research is distributed in the United States only to Major U.S. Institutional Investors (as defined in Rule 15a-6 under the Securities Exchange Act of 1934, as amended and SEC staff interpretations thereof). All transactions by a US person in the securities mentioned in this report must be effected through a registered broker-dealer under Section 15 of the Securities Exchange Act of 1934, as amended. Yuanta research is distributed in Taiwan by Yuanta Securities Investment Consulting. Yuanta research is distributed in Hong Kong by Yuanta Securities (Hong Kong) Co. Limited, which is licensed in Hong Kong by the Securities and Futures Commission for regulated activities, including Type 4 regulated activity (advising on securities). In Hong Kong, this research report may not be redistributed, retransmitted or disclosed, in whole or in part or any form or manner, without the express written consent of Yuanta Securities (Hong Kong) Co. Limited.