

窄幅橫盤走勢

2024/10/17

合約走勢					
收盤	+/-	交易量	到期日	剩餘時間	
單位	點數	點數	合約	日期	日
VN30F2410	1354.6	-3.4	172,304	17/10	3
VN30F2411	1362.9	1.0	25411	21/11	38
VN30F2412	1363.8	0.6	52	19/12	66
VN30F2503	1361.4	-4.3	18	20/03	157

源自 Bloomberg - YSVN

合約更改交易量和持倉量				
交易量	+/-	OI	+/-	
單位	合約	%	%	
VN30F2410	172,304	-26.0%	36,656	
VN30F2411	25,411	27.7%	16,397	
VN30F2412	52	-10.3%	1,036	
VN30F2503	18	-76.3%	167	

源自 Bloomberg - YSVN

合約的基差變動			
基差	前一盤	+/-	
單位	點數	點數	點數
VN30F2410	0.5	1.9	-1.4
VN30F2411	8.8	1.9	6.9
VN30F2412	9.7	7.1	2.6
VN30F2503	7.3	9.6	-2.3

源自 Bloomberg - YSVN

合約走勢

- 在股票市場沒有值得關注走勢的情況下，期貨市場在接近到期日窄幅波動並震盪。VN30F2410 收跌超過 3 點，而 VN30F2411 上漲 1 點。
- VN30F2410 的成交量比前一交易日減少 26%，因為接近到期日，合約的持倉量減少至 36,656 份。

VN30F1M 的評估

- VN30F2410 下跌至近 1,350 點後復甦，但處於橫盤狀態顯示這是技術復甦期。同時，價格尚未突破 1,359-1,360 點相當於 38.2% 和 50% 斐波那契回檔。因此，VN30F2410 合約可以繼續重新測試上述阻力位，但需要關注的是，下跌趨勢已經出現，寬度可能會在接下來的幾個交易日寬幅。
- 同時，VN30F2410 合約的短期趨勢在日線圖處於上漲，追蹤停損相當於 1,338 點。

投資策略

當天策略 (Intraday)	投資者考慮在 VN30F2410 的 1,358 點開設空頭，停損於 1,362 點或 1,364-1,366 點，停損於 VN30F2411 的 1368 點以上。
主要短期 趨勢策略 (Daily)	投資者保持觀察倉位，並等待新的入場點。

Pham Tan Phat

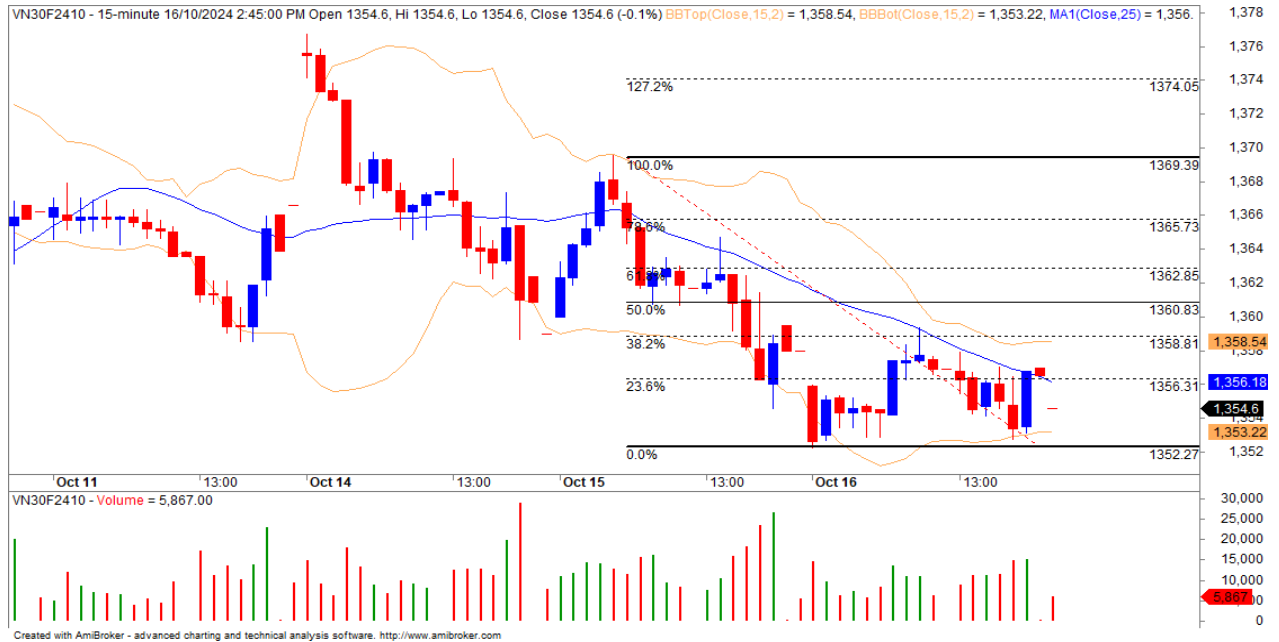
高級分析專員

Email: phat.pham@yuanta.com.vn

Phone: (084) 28 3622 6868 ext 3880

We Create Fortune

VN30F1M 合約走勢圖

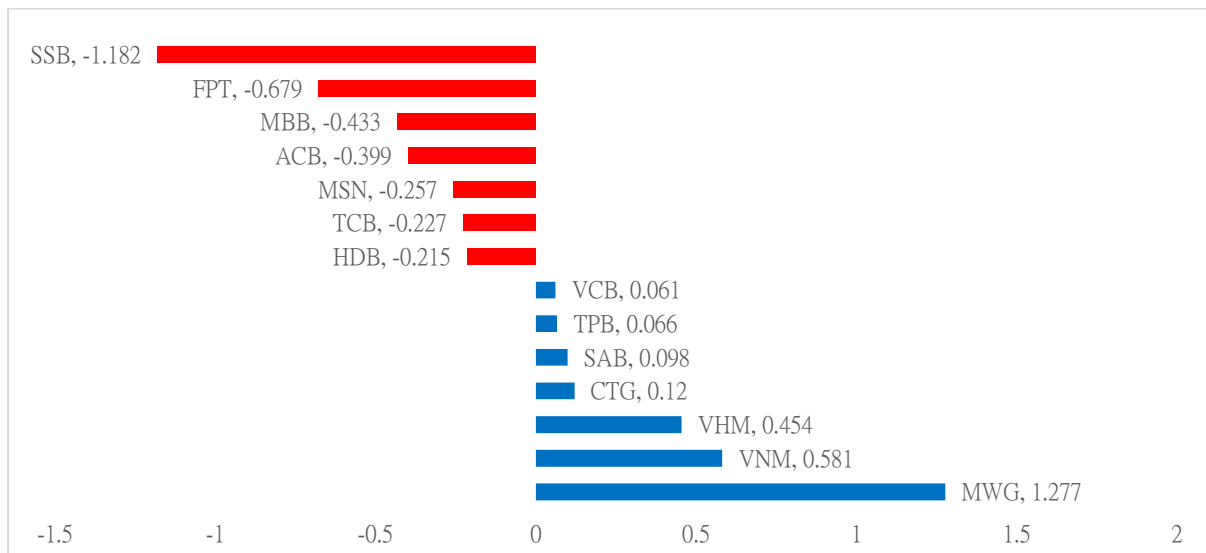


	VN30F2410-Daily	VN30F2410-1H
趨勢	上漲	下跌
支撐 1	1344	1350
支撐 2	1330	1344
阻力 1	1375	1360
阻力 2	1388	1366

VN30-INDEX 指數走勢

VN30-Index 收盤下跌 0.15%，其中 SSB, FPT 和 MBB 是對指數負面貢獻最多的 3 檔股票。

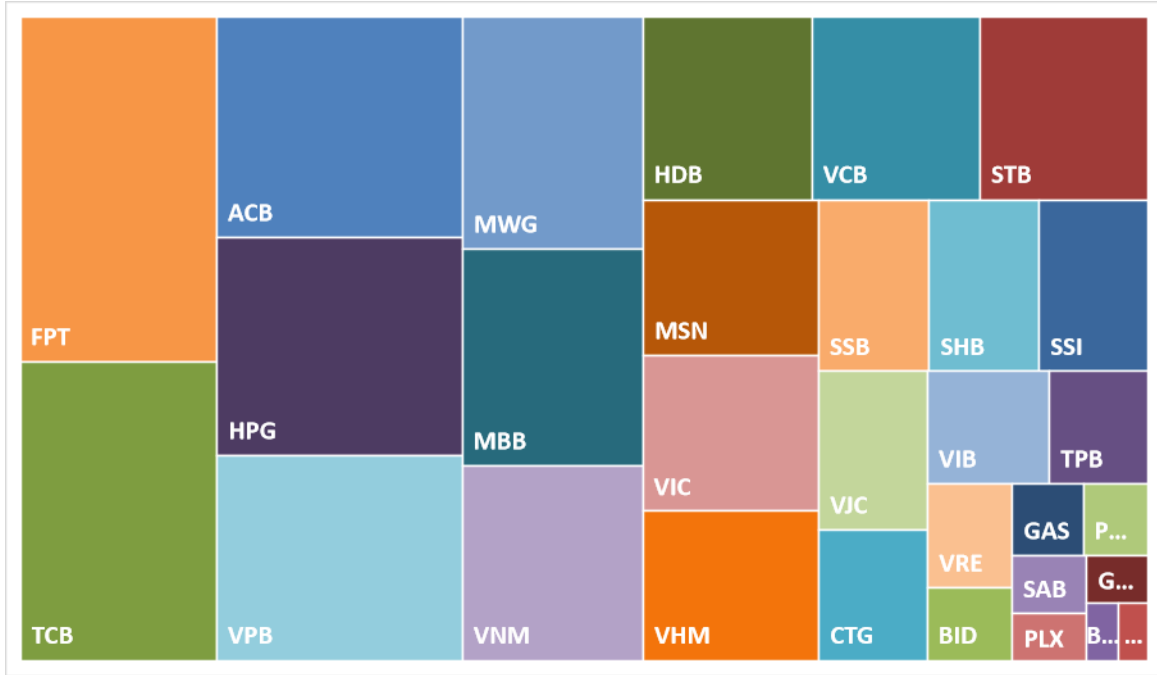
VN30-INDEX 中最有影響力的成份股



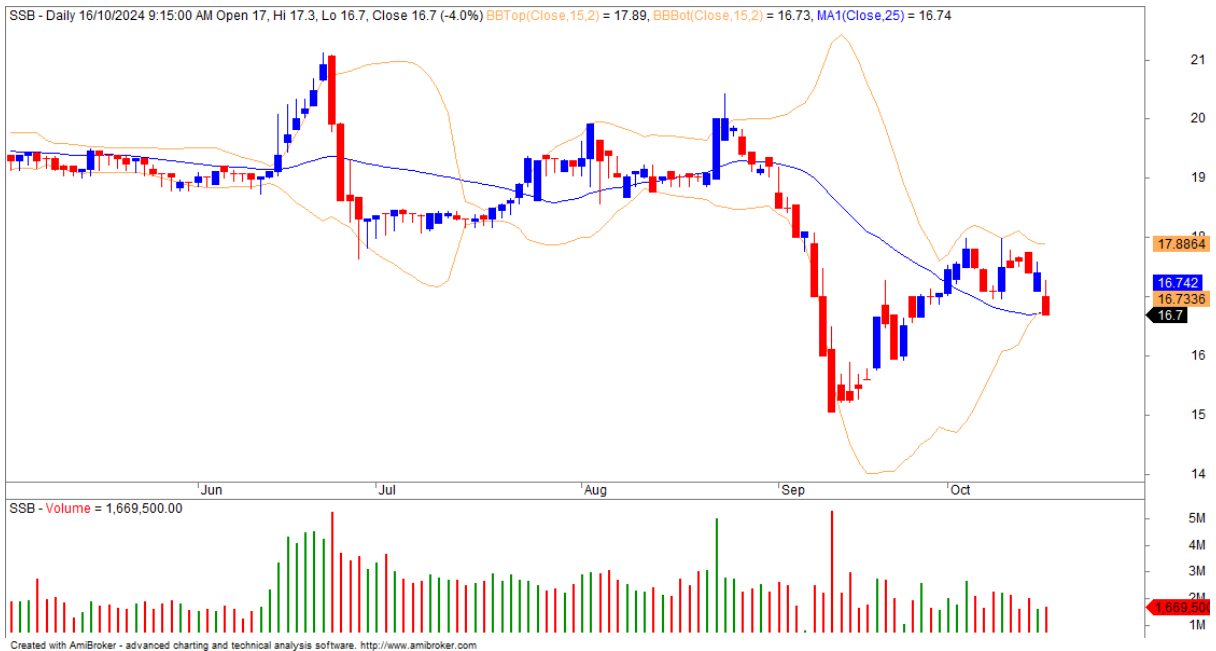


We Create **Fortune**

VN30-INDEX 中的資本化



SSB 的走勢圖





We Create Fortune

VN30-INDEX 中的成分股

股碼	公司名稱	行業	比重	收盤價	資本化	PER	PBR	3個月平均交易量	外資持有	52週最高	52週最底
		單位	%	VND	Bil. VND	x	x	'000 cp	%	VND	VND
BID	越南投資與發展商業股份銀行	金融	7.6%	25,750	115,016	7.0	1.5	8,542	30%	26,500	18,217
KDH	Khang Dien 房屋貿易投資股份公司	房地產	0.2%	67,800	70,173	28.1	3.7	726	2%	74,500	50,400
CTG	越南工商股份銀行	金融	0.8%	49,850	284,167	12.5	2.2	2,412	17%	56,700	34,608
ACB	亞洲商業股份銀行	金融	0.2%	43,800	32,514	17.4	1.5	554	26%	48,300	38,200
PLX	越南油氣集團	能源	2.1%	36,300	194,931	9.6	1.4	8,464	27%	37,550	24,431
BVH	Bao Viet 集團	金融	9.8%	136,300	200,507	27.9	7.2	4,155	46%	142,800	71,826
FPT	FPT 發展投資工藝股份公司	科技	0.6%	72,000	168,672	14.9	2.4	1,284	2%	86,176	71,569
GAS	越南氣體總公司 - 股份公司	公用服務	0.4%	36,100	144,400	51.4	2.8	2,913	1%	39,000	16,450
POW	越南天然氣股份總公司	公用服務	4.3%	27,050	78,784	6.5	1.5	7,414	18%	28,600	16,550
HDB	胡志明市發展商業股份銀行	金融	7.0%	27,100	173,338	15.5	1.6	20,999	22%	29,950	20,545
HPG	Hoa Phat (和發) 集團股份公司	原材料	5.4%	25,500	135,311	6.3	1.3	17,233	23%	26,150	16,950
MBB	軍隊貿易股份銀行	金融	3.8%	80,400	115,643	169.6	3.4	4,994	30%	82,300	56,000
MSN	Masan 集團股份公司	必需消費品	5.6%	65,500	95,755	43.5	3.7	8,263	47%	70,800	33,600
MWG	世界移動通信投資股份公司	非必需消費品	0.4%	41,850	53,174	14.6	2.1	1,814	18%	51,700	31,300
NVL	Nova 房地產投資集團股份公司	房地產	0.5%	12,600	29,508	28.2	0.9	7,976	4%	15,900	10,400
PNJ	Phu Nuan (富潤) 珠寶股份公司	非必需消費品	0.6%	57,800	74,132	17.6	3.1	747	61%	71,800	52,000
GVR	越南橡膠工業集團	原材料	2.5%	10,750	39,371	4.9	0.7	16,072	3%	12,500	9,990
PDR	Phat Dat 開發房地產股份公司	房地產	2.1%	16,700	47,345	10.2	1.4	2,581	0%	22,888	15,050
TPB	Tien Phong 股份商業銀行	金融	2.7%	27,100	53,172	17.8	2.1	15,561	33%	31,582	20,639
SAB	西貢啤酒 - 酒精 - 飲料股份公司	必需消費品	4.6%	33,600	63,343	7.7	1.3	10,875	24%	34,800	25,850
SSI	SSI 西貢證券股份公司	金融	8.1%	24,200	170,490	7.9	1.2	15,616	22%	25,250	13,600
STB	西貢商信銀行 (sacombank)	金融	1.7%	17,500	46,234	9.7	1.3	17,043	30%	18,100	13,000
TCB	越南技商股份銀行 (Techcombank)	金融	4.1%	91,500	511,402	15.3	2.8	1,448	23%	100,500	80,100
VCB	越南外商貿易股份銀行	金融	4.3%	45,000	195,947	8.3	1.0	10,626	14%	47,000	34,000
VHM	Vinhomes 股份公司	房地產	1.9%	19,150	57,050	7.4	1.5	6,399	5%	21,368	14,786
VIC	Vingroup 集團股份公司	房地產	3.5%	41,500	158,682	41.9	1.2	2,647	10%	49,350	38,700
VJC	Vietjet 越捷航空股份公司	工業	2.3%	105,800	57,302	61.9	3.5	765	14%	119,600	97,000
VNM	越南牛奶股份公司	必需消費品	4.1%	67,500	141,072	16.3	4.1	4,653	52%	76,200	63,000
VPB	Viet Nam Thinh Vuong (越南繁榮) 貿易股份銀行	金融	7.3%	20,850	165,422	13.8	1.2	23,113	25%	23,150	17,500
VRE	Vincom Retail 股份公司	房地產	1.2%	18,700	42,492	9.5	1.1	9,489	22%	28,750	16,700



We Create **Fortune**

元大證券（越南）公司

個人客戶分析部

Nguyễn Thế Minh

研究分析經理

+84 28 3622 6868 ext 3826

minh.nguyen@yuantan.com.vn

Lý Thị Hiên

研究分析主管

+84 28 3622 6868 ext 3908

hien.ly@yuantan.com.vn

Quách Đức Khánh

高級分析專員

+84 28 3622 6868 ext 3833

khanh.quach@yuantan.com.vn

Khổng Hữu Hiệp

高級分析專員

+84 28 3622 6868 ext 3912

hiep.khong@yuantan.com.vn

Nguyễn Trịnh Ngọc Hồng

高級分析專員

+84 28 3622 6868 ext 3832

hong.nguyen@yuantan.com.vn

Phạm Tấn Phát

高級分析專員

+84 28 3622 6868 ext 3880

phat.pham@yuantan.com.vn

個人客戶業務部

Nguyễn Thanh Tùng

總公司業務經理

+84 28 3622 6868 ext 3609

tung.nguyen@yuantan.com.vn

Phạm Đắc Thành

北部區域經理

+84 28 3622 6868 ext 3416

thanh.pham@yuantan.com.vn

Nguyễn Mạnh Hoat

南部區域經理（胡志明市）

+84 28 3622 6868 ext 3847

hoat.nguyen@yuantan.com.vn

Lương Kỳ Ty

堤岸分行經理

+84 28 3622 6868 ext 3653

ty.luong@yuantan.com.vn

Bùi Quốc Phong

同奈分行經理

+84 28 3622 6868 ext 3701

phong.bui@yuantan.com.vn

Võ Thị Thu Thủy

平陽分行經理

+84 28 3622 6868 ext 3505

thuy.vo@yuantan.com.vn

Nguyễn Việt Quang

河內分行經理

+84 28 3622 6868 ext 3404

quang.nguyen@yuantan.com.vn

Võ Đình Tuấn

峴港分行經理

+84 28 3622 6868 ext 3301

tuan.vo@yuantan.com.vn

Đinh Thị Thu Cúc

頭頓分行經理

+84 28 3622 6868 ext 3203

cuc.dinh@yuantan.com.vn



We Create **Fortune**

Appendix A: Important Disclosures

Analyst Certification

Each research analyst primarily responsible for the content of this research report, in whole or in part, certifies that with respect to each security or issuer that the analyst covered in this report: (1) all of the views expressed accurately reflect his or her personal views about those securities or issuers; and (2) no part of his or her compensation was, is, or will be, directly or indirectly, related to the specific recommendations or views expressed by that research analyst in the research report.

Ratings Definitions

BUY: We have a positive outlook on the stock based on our expected absolute or relative return over the investment period. Our thesis is based on our analysis of the company's outlook, financial performance, catalysts, valuation and risk profile. We recommend investors add to their position.

HOLD-Outperform: In our view, the stock's fundamentals are relatively more attractive than peers at the current price. Our thesis is based on our analysis of the company's outlook, financial performance, catalysts, valuation and risk profile.

HOLD-Underperform: In our view, the stock's fundamentals are relatively less attractive than peers at the current price. Our thesis is based on our analysis of the company's outlook, financial performance, catalysts, valuation and risk profile.

SELL: We have a negative outlook on the stock based on our expected absolute or relative return over the investment period. Our thesis is based on our analysis of the company's outlook, financial performance, catalysts, valuation and risk profile. We recommend investors reduce their position.

Under Review: We actively follow the company, although our estimates, rating and target price are under review.

Restricted: The rating and target price have been suspended temporarily to comply with applicable regulations and/or Yuanta policies.

Note: Yuanta research coverage with a Target Price is based on an investment period of 12 months. Greater China Discovery Series coverage does not have a formal 12 months Target Price and the recommendation is based on an investment period specified by the analyst in the report.

Global Disclaimer

© 2020 Yuanta. All rights reserved. The information in this report has been compiled from sources we believe to be reliable, but we do not hold ourselves responsible for its completeness or accuracy. It is not an offer to sell or solicitation of an offer to buy any securities. All opinions and estimates included in this report constitute our judgment as of this date and are subject to change without notice.

This report provides general information only. Neither the information nor any opinion expressed herein constitutes an offer or invitation to make an offer to buy or sell securities or other investments. This material is prepared for general circulation to clients and is not intended to provide tailored investment advice and does not take into account the individual financial situation and objectives of any specific person who may receive this report. Investors should seek financial advice regarding the appropriateness of investing in any securities, investments or investment strategies discussed or recommended in this report. The information contained in this report has been compiled from sources believed to be reliable but no representation or warranty, express or implied, is made as to its accuracy, completeness or correctness. This report is not (and should not be construed as) a solicitation to act as securities broker or dealer in any jurisdiction by any person or company that is not legally permitted to carry on such business in that jurisdiction.

Yuanta research is distributed in the United States only to Major U.S. Institutional Investors (as defined in Rule 15a-6 under the Securities Exchange Act of 1934, as amended and SEC staff interpretations thereof). All transactions by a US person in the securities mentioned in this report must be effected through a registered broker-dealer under Section 15 of the Securities Exchange Act of 1934, as amended. Yuanta research is distributed in Taiwan by Yuanta Securities Investment Consulting. Yuanta research is distributed in Hong Kong by Yuanta Securities (Hong Kong) Co. Limited, which is licensed in Hong Kong by the Securities and Futures Commission for regulated activities, including Type 4 regulated activity (advising on securities). In Hong Kong, this research report may not be redistributed, retransmitted or disclosed, in whole or in part or any form or manner, without the express written consent of Yuanta Securities (Hong Kong) Co. Limited.