

仍可能上漲至 1,373 點

2024/10/21

合約走勢					
	收盤	+/-	交易量	到期日	剩餘時間
單位	點數	點數	合約	日期	日
VN30F2411	1365.9	-3.1	257,597	21/11	34
VN30F2412	1367.0	-5.6	1070	19/12	62
VN30F2503	1367.0	2.3	56	20/03	153
VN30F2506	1367.7	1367.7	19	19/06	244

源自 Bloomberg - YSVN

合約更改交易量和持倉量				
	交易量	+/-	OI	+/-
單位	合約	%		%
VN30F2411	257,597	58.7%	41,329	
VN30F2412	1,070	-98.1%	1,099	
VN30F2503	56	-74.9%	170	
VN30F2506	19	-62.0%		

源自：Bloomberg - YSVN

合約的基差變動			
	基差	前一盤	+/-
單位	點數	點數	點數
VN30F2411	3.2	6.1	-2.9
VN30F2412	4.3	-4.4	8.7
VN30F2503	4.3	9.7	-5.4
VN30F2506	5.0		

源自：Bloomberg - YSVN

合約走勢

- 期貨市場持續在 1,375 點的舊頂值以下出現震盪。由於缺乏的同步，股票市場在尾盤的交易日調整並收盤下跌，導致期貨合約未能維持上漲。值得關注的是，VN30F2411 的基差已從到期日的 6.1 點收窄至 3.2 點以上。
- VN30F2411 的成交量比前一交易日增加 59%，合約的持股量達 41,329 份。

VN30F1M 的評估

- VN30F2411 橫盤波動，但仍維持在 50% 斐波那契回檔閾值以上，相當於 1,365 點。同時，趨勢指標在 1H 幀內仍保持在上漲水平，因此預計價格從 1,365 點復甦到 1,373-1,375 點。但值得關注的是，價格走勢在上述阻力位出現快速調整。
- 同時，VN30F2411 合約的短期日線趨勢在日線圖為上漲，追蹤停損相當於 1,344 點。

投資策略

當天策略 (Intraday)	投資者考慮在 1,365 點開設多頭，停損於 1,363 點，止盈在 1,373 點。 空頭倉位考慮在 1,373-1,375 點開設，停損於 1,380 點，止盈在 1,354 點。
主要短期趨勢策略 (Daily)	投資者保持觀察倉位，並等待新的入場點。

Pham Tan Phat

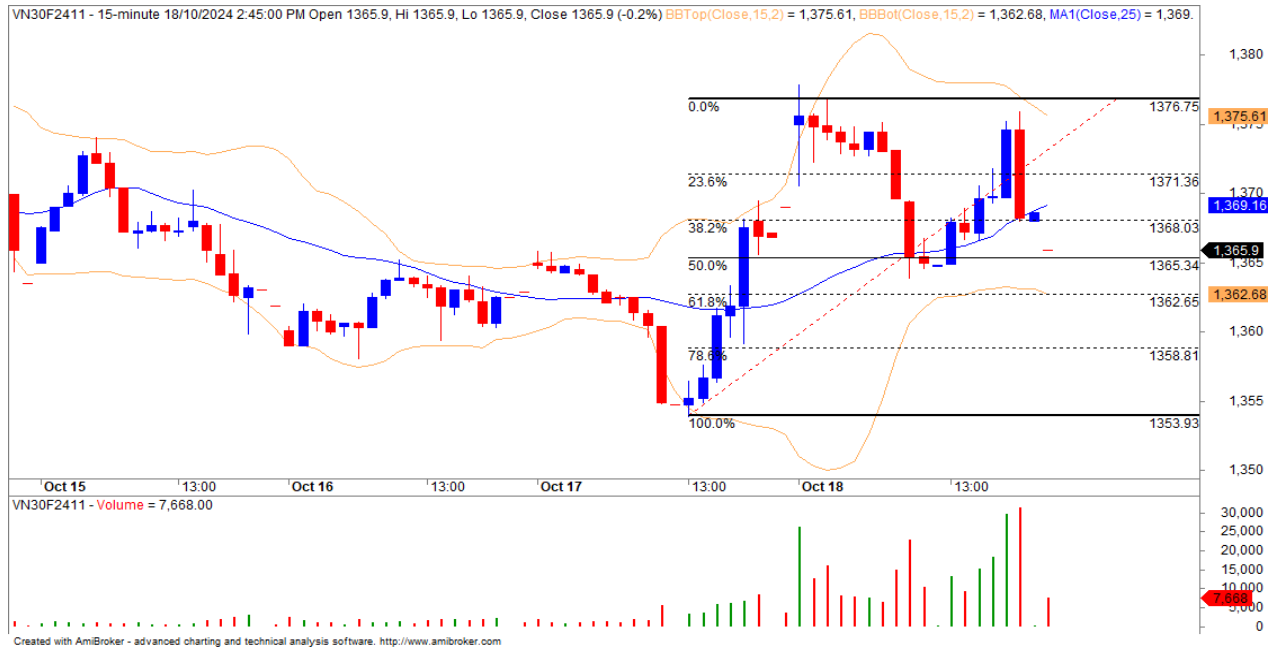
高級分析專員

Email: phat.pham@yuanta.com.vn

Phone: (084) 28 3622 6868 ext 3880

We Create Fortune

VN30F1M 合約走勢圖

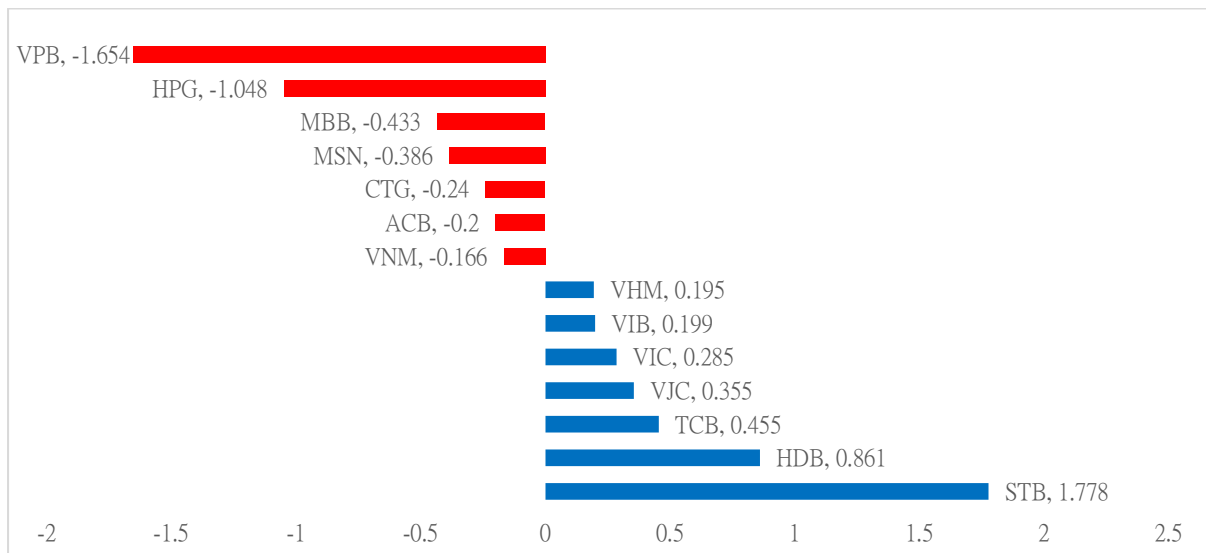


	VN30F2411-Daily	VN30F2411-1H
趨勢	上漲	上漲
支撐 1	1343	1364
支撐 2	1330	1354
阻力 1	1377	1377
阻力 2	1388	1380

VN30-INDEX 指數走勢

VN30-Index 收盤下跌 0.01%，其中 VPB, HPG 和 MBB 是對指數負面貢獻最多的 3 檔股票。

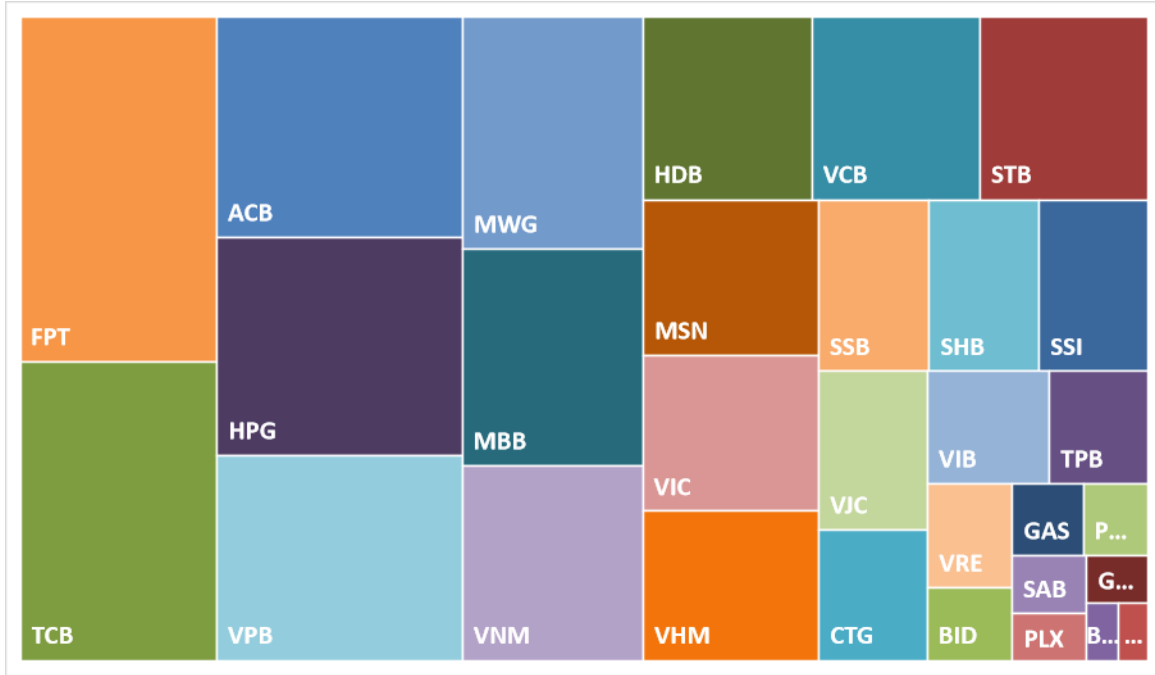
VN30-INDEX 中最有影響力的成份股





We Create **Fortune**

VN30-INDEX 中的資本化



VPB 的走勢圖





We Create Fortune

VN30-INDEX 中的成分股

股碼	公司名稱	行業	比重	收盤價	資本化	PER	PBR	3個月平均交易量	外資持有	52週最高	52週最底
		單位	%	VND	Bil. VND	x	x	'000 cp	%	VND	VND
BID	越南投資與發展商業股份銀行	金融	7.6%	26,100	116,580	7.1	1.6	8,590	30%	26,500	18,217
KDH	Khang Dien 房屋貿易投資股份公司	房地產	0.2%	67,500	69,863	28.0	3.7	684	2%	74,500	50,400
CTG	越南工商股份銀行	金融	0.8%	50,300	286,732	12.6	2.2	2,391	17%	56,700	34,608
ACB	亞洲商業股份銀行	金融	0.2%	44,000	32,662	17.5	1.5	543	26%	48,300	38,200
PLX	越南油氣集團	能源	2.1%	36,250	194,662	9.6	1.4	8,479	27%	37,550	24,431
BVH	Bao Viet 集團	金融	9.8%	137,000	201,536	28.0	7.3	4,128	46%	142,800	71,826
FPT	FPT 發展投資工藝股份公司	科技	0.6%	71,700	167,970	14.9	2.4	1,274	2%	84,412	71,200
GAS	越南氣體總公司 - 股份公司	公用服務	0.4%	35,850	143,400	51.0	2.8	2,868	0%	39,000	16,450
POW	越南天然氣股份總公司	公用服務	4.3%	27,000	78,639	6.5	1.5	7,497	18%	28,600	16,550
HDB	胡志明市發展商業股份銀行	金融	6.9%	26,950	172,379	15.4	1.6	21,054	22%	29,950	20,545
HPG	Hoa Phat (和發) 集團股份公司	原材料	5.5%	25,750	136,638	6.3	1.4	17,130	23%	26,200	16,950
MBB	軍隊貿易股份銀行	金融	3.8%	80,400	115,643	169.6	3.4	5,098	30%	82,300	56,000
MSN	Masan 集團股份公司	必需消費品	5.6%	65,700	96,048	43.6	3.7	8,401	47%	70,800	33,600
MWG	世界移動通信投資股份公司	非必需消費品	0.4%	42,350	53,810	14.7	2.1	1,797	18%	51,700	31,300
NVL	Nova 房地產投資集團股份公司	房地產	0.5%	12,500	29,273	27.9	0.9	7,711	4%	15,900	10,400
PNJ	Phu Nuan (富潤) 珠寶股份公司	非必需消費品	0.6%	57,400	73,619	17.5	3.1	740	61%	70,000	52,000
GVR	越南橡膠工業集團	原材料	2.5%	10,850	39,737	4.9	0.7	15,710	3%	12,500	9,990
PDR	Phat Dat 開發房地產股份公司	房地產	2.1%	16,700	47,345	10.2	1.4	2,550	0%	22,888	15,050
TPB	Tien Phong 股份商業銀行	金融	2.7%	27,350	53,663	18.0	2.1	15,664	33%	31,582	20,639
SAB	西貢啤酒 - 酒精 - 飲料股份公司	必需消費品	4.9%	35,550	67,019	8.2	1.4	11,400	23%	36,450	25,850
SSI	SSI 西貢證券股份公司	金融	8.2%	24,450	172,251	8.0	1.3	15,637	22%	25,250	13,600
STB	西貢商信銀行 (sacombank)	金融	1.7%	17,800	47,027	9.9	1.3	17,380	30%	18,100	13,000
TCB	越南技商股份銀行 (Techcombank)	金融	4.1%	92,400	516,432	15.5	2.8	1,446	23%	100,500	80,100
VCB	越南外商貿易股份銀行	金融	4.3%	45,250	197,035	8.4	1.0	10,685	14%	46,700	34,000
VHM	Vinhomes 股份公司	房地產	1.9%	19,500	58,093	7.6	1.5	6,622	5%	21,368	14,786
VIC	Vingroup 集團股份公司	房地產	3.5%	41,800	159,829	42.3	1.2	2,638	10%	49,350	38,700
VJC	Vietjet 越捷航空股份公司	工業	2.3%	106,500	57,682	62.3	3.5	760	14%	119,600	97,000
VNM	越南牛奶股份公司	必需消費品	4.1%	67,400	140,863	16.3	4.1	4,641	52%	76,200	63,000
VPB	Viet Nam Thinh Vuong (越南繁榮) 貿易股份銀行	金融	7.1%	20,550	163,042	13.6	1.2	23,221	25%	23,150	17,500
VRE	Vincom Retail 股份公司	房地產	1.2%	18,750	42,606	9.5	1.1	9,299	22%	28,750	16,700



We Create Fortune

元大證券（越南）公司

個人客戶分析部

Nguyễn Th ê Minh

研究分析經理

+84 28 3622 6868 ext 3826

minh.nguyen@yuantan.com.vn

Lý Thị Hi ền

研究分析主管

+84 28 3622 6868 ext 3908

hien.ly@yuantan.com.vn

Quách Đức Khánh

高級分析專員

+84 28 3622 6868 ext 3833

khanh.quach@yuantan.com.vn

Khổng Hữu Hiệp

高級分析專員

+84 28 3622 6868 ext 3912

hiep.khong@yuantan.com.vn

Nguyễn Trịnh Ngọc Hồng

高級分析專員

+84 28 3622 6868 ext 3832

hong.nguyen@yuantan.com.vn

Phạm Tấn Phát

高級分析專員

+84 28 3622 6868 ext 3880

phat.pham@yuantan.com.vn

個人客戶業務部

Nguyễn Thanh Tùng

總公司業務經理

+84 28 3622 6868 ext 3609

tung.nguyen@yuantan.com.vn

Phạm Đắc Thành

北部區域經理

+84 28 3622 6868 ext 3416

thanh.pham@yuantan.com.vn

Nguyễn Mạnh Hoat

南部區域經理（胡志明市）

+84 28 3622 6868 ext 3847

hoat.nguyen@yuantan.com.vn

Lương Kỳ Ty

堤岸分行經理

+84 28 3622 6868 ext 3653

ty.luong@yuantan.com.vn

Bùi Quốc Phong

同奈分行經理

+84 28 3622 6868 ext 3701

phong.bui@yuantan.com.vn

Võ Thị Thu Thủy

平陽分行經理

+84 28 3622 6868 ext 3505

thuy.vo@yuantan.com.vn

Nguyễn Việt Quang

河內分行經理

+84 28 3622 6868 ext 3404

quang.nguyen@yuantan.com.vn

Võ Đình Tuấn

峴港分行經理

+84 28 3622 6868 ext 3301

tuan.vo@yuantan.com.vn

Đinh Thị Thu Cúc

頭頓分行經理

+84 28 3622 6868 ext 3203

cuc.dinh@yuantan.com.vn



We Create **Fortune**

Appendix A: Important Disclosures

Analyst Certification

Each research analyst primarily responsible for the content of this research report, in whole or in part, certifies that with respect to each security or issuer that the analyst covered in this report: (1) all of the views expressed accurately reflect his or her personal views about those securities or issuers; and (2) no part of his or her compensation was, is, or will be, directly or indirectly, related to the specific recommendations or views expressed by that research analyst in the research report.

Ratings Definitions

BUY: We have a positive outlook on the stock based on our expected absolute or relative return over the investment period. Our thesis is based on our analysis of the company's outlook, financial performance, catalysts, valuation and risk profile. We recommend investors add to their position.

HOLD-Outperform: In our view, the stock's fundamentals are relatively more attractive than peers at the current price. Our thesis is based on our analysis of the company's outlook, financial performance, catalysts, valuation and risk profile.

HOLD-Underperform: In our view, the stock's fundamentals are relatively less attractive than peers at the current price. Our thesis is based on our analysis of the company's outlook, financial performance, catalysts, valuation and risk profile.

SELL: We have a negative outlook on the stock based on our expected absolute or relative return over the investment period. Our thesis is based on our analysis of the company's outlook, financial performance, catalysts, valuation and risk profile. We recommend investors reduce their position.

Under Review: We actively follow the company, although our estimates, rating and target price are under review.

Restricted: The rating and target price have been suspended temporarily to comply with applicable regulations and/or Yuanta policies.

Note: Yuanta research coverage with a Target Price is based on an investment period of 12 months. Greater China Discovery Series coverage does not have a formal 12 months Target Price and the recommendation is based on an investment period specified by the analyst in the report.

Global Disclaimer

© 2020 Yuanta. All rights reserved. The information in this report has been compiled from sources we believe to be reliable, but we do not hold ourselves responsible for its completeness or accuracy. It is not an offer to sell or solicitation of an offer to buy any securities. All opinions and estimates included in this report constitute our judgment as of this date and are subject to change without notice.

This report provides general information only. Neither the information nor any opinion expressed herein constitutes an offer or invitation to make an offer to buy or sell securities or other investments. This material is prepared for general circulation to clients and is not intended to provide tailored investment advice and does not take into account the individual financial situation and objectives of any specific person who may receive this report. Investors should seek financial advice regarding the appropriateness of investing in any securities, investments or investment strategies discussed or recommended in this report. The information contained in this report has been compiled from sources believed to be reliable but no representation or warranty, express or implied, is made as to its accuracy, completeness or correctness. This report is not (and should not be construed as) a solicitation to act as securities broker or dealer in any jurisdiction by any person or company that is not legally permitted to carry on such business in that jurisdiction.

Yuanta research is distributed in the United States only to Major U.S. Institutional Investors (as defined in Rule 15a-6 under the Securities Exchange Act of 1934, as amended and SEC staff interpretations thereof). All transactions by a US person in the securities mentioned in this report must be effected through a registered broker-dealer under Section 15 of the Securities Exchange Act of 1934, as amended. Yuanta research is distributed in Taiwan by Yuanta Securities Investment Consulting. Yuanta research is distributed in Hong Kong by Yuanta Securities (Hong Kong) Co. Limited, which is licensed in Hong Kong by the Securities and Futures Commission for regulated activities, including Type 4 regulated activity (advising on securities). In Hong Kong, this research report may not be redistributed, retransmitted or disclosed, in whole or in part or any form or manner, without the express written consent of Yuanta Securities (Hong Kong) Co. Limited.