

復甦期仍在繼續

2024/10/30

合約走勢					
收盤	+/-	交易量	到期日	剩餘時間	
單位	點數	點數	合約	日期	日
VN30F2411	1339.4	7.4	163,921	21/11	25
VN30F2412	1341.9	8.1	303	19/12	53
VN30F2503	1338.6	5.3	100	20/03	144
VN30F2506	1338.8	5.6	22	19/06	235

源自 Bloomberg - YSVN

合約更改交易量和持倉量				
單位	合約	+/-	OI	+/-
單位	合約	%		%
VN30F2411	163,921	25.6%	51,979	
VN30F2412	303	-21.7%	1,497	
VN30F2503	100	334.8%	208	
VN30F2506	22	-75.3%	86	

源自：Bloomberg - YSVN

合約的基差變動			
單位	基差	前一盤	+/-
單位	點數	點數	點數
VN30F2411	3.6	3.7	0.0
VN30F2412	6.1	3.7	2.5
VN30F2503	2.8	5.0	-2.1
VN30F2506	3.0	4.9	-1.8

源自：Bloomberg - YSVN

合約走勢

- 期貨市場的趨勢繼續與近期交易日相比，則復甦並維持在良好水平直至尾盤的交易日。同時，股票市場在尾盤的交易日也有所復甦，導致期貨合約的基差收窄。
- VN30F2411 的成交量比前一交易日增加 26%，持股量達 51,979 份。

VN30F1M 的評估

- 當價格走勢圖突破 MA(20) 並鞏固復甦期，VN30F2411 上漲至布林通道上限。RSI 指標維持積極訊號，並尚未出現走弱跡象，顯示上漲慣性依然強勁。因此，VN30F2411 可能會復甦到 1,343-1,345 點，相當於斐波那契 38.2%，以測試該區域的供需。
- 同時，VN30F2411 合約的短期趨勢在日線圖為下跌，追蹤停損相當於 1,355 點。

投資策略

當天策略 (Intraday)	投資者考慮在交易日的下跌趨勢開設多頭，目標為 1,343-1,345 點，停損於 1,334 點。
主要短期趨勢策略 (Daily)	投資者盤考慮在交易日的復甦至 1,343-1,345 點開設空頭，停損於 1,350 點，預期回歸 1,300-1,320 點。

Pham Tan Phat

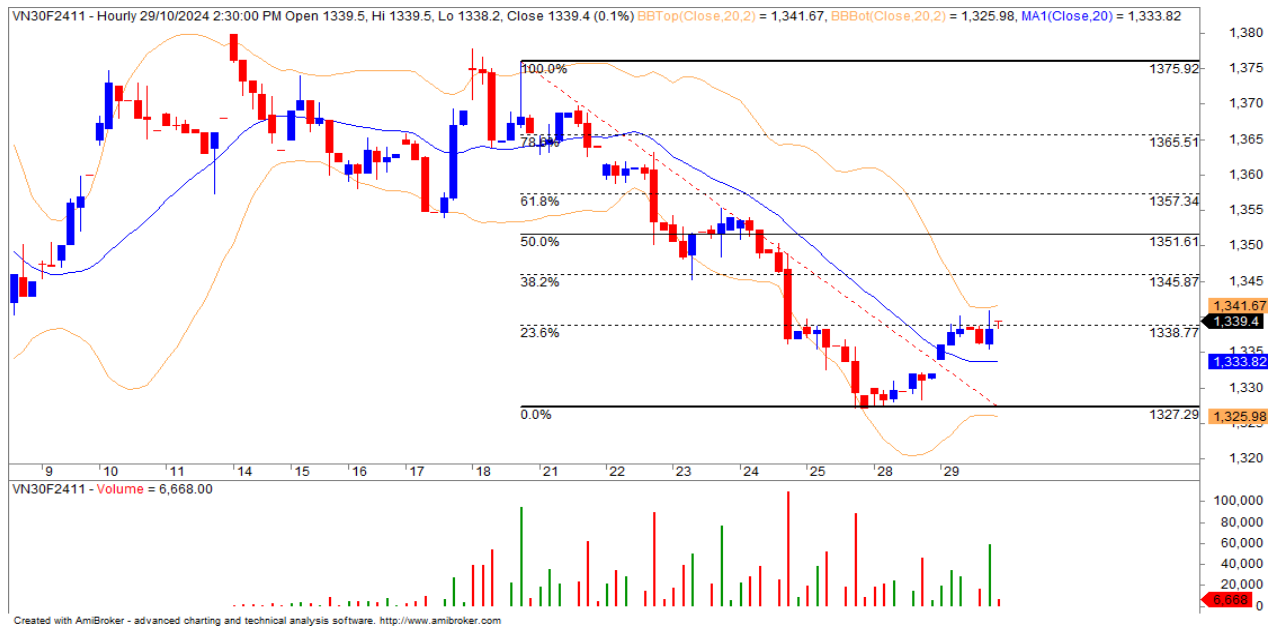
高級分析專員

Email: phat.pham@yuanta.com.vn

Phone: (084) 28 3622 6868 ext 3880

We Create Fortune

VN30F1M 合約走勢圖

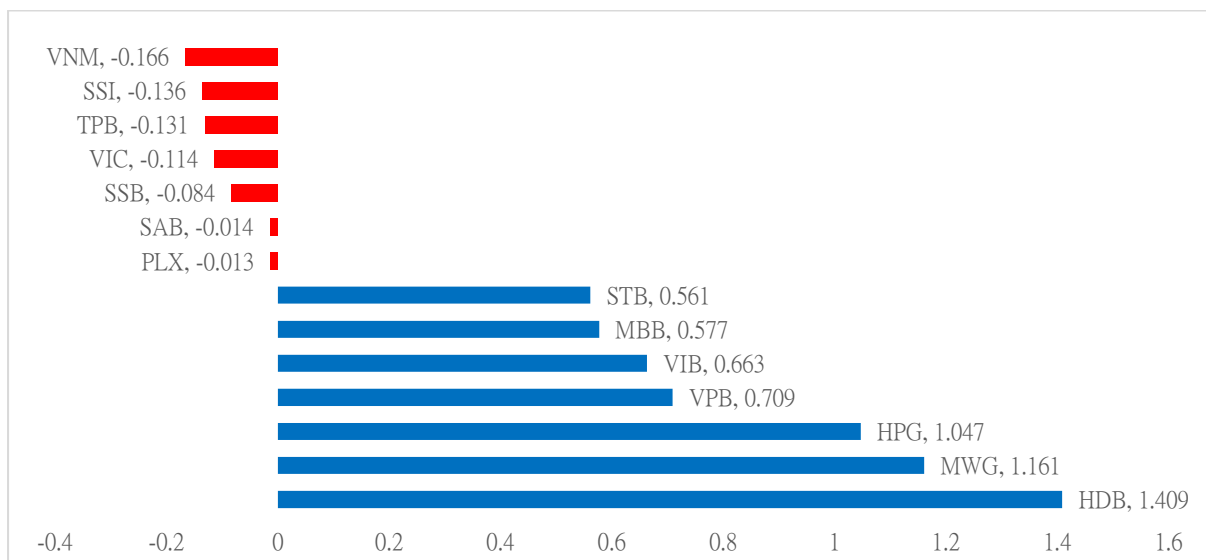


	VN30F2411-Daily	VN30F2411-1H
趨勢	下跌	下跌
支撐 1	1320	1335
支撐 2	1303	1325
阻力 1	1355	1343
阻力 2	1366	1346

VN30-INDEX 指數走勢

VN30-Index 收盤上漲 0.56%，其中 HDB, MWG 和 HPG 是對指數積極貢獻最多的 3 檔股票。

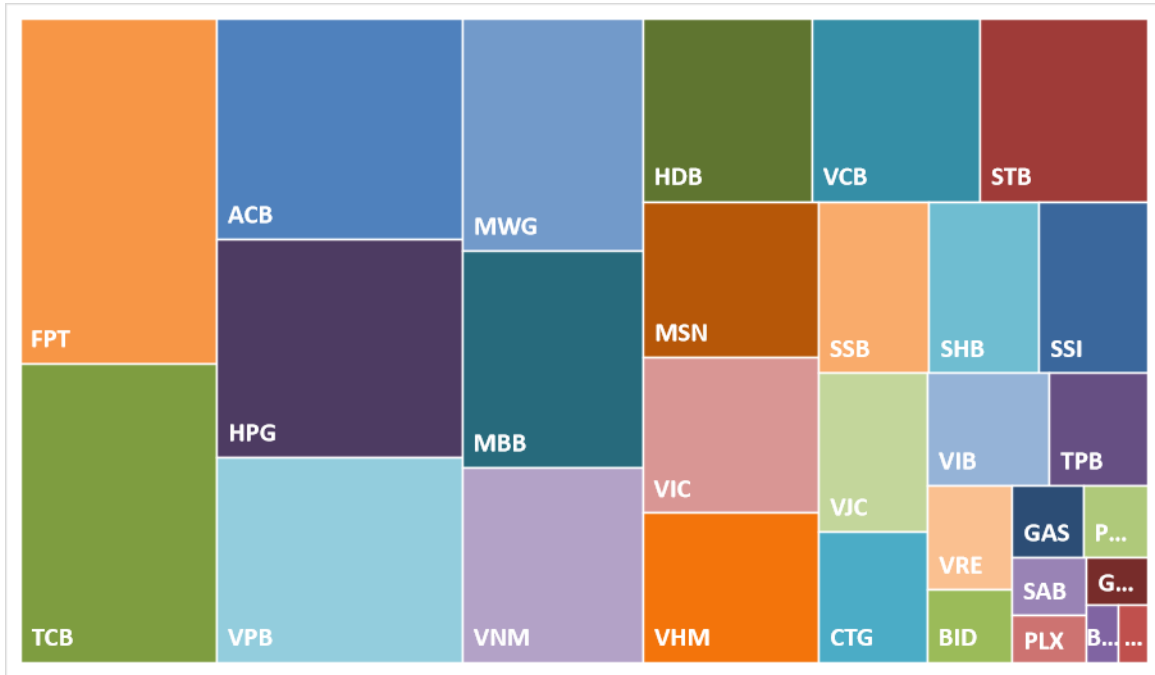
VN30-INDEX 中最有影響力的成份股





We Create **Fortune**

VN30-INDEX 中的資本化



HDB 的走勢圖





We Create Fortune

VN30-INDEX 中的成分股

股碼	公司名稱	行業	比重	收盤價	資本化	PER	PBR	3個月平均交易量	外資持有	52週最高	52週最底
		單位	%	VND	Bil. VND	x	x	'000 cp	%	VND	VND
BID	越南投資與發展商業股份銀行	金融	7.5%	25,200	112,560	6.9	1.4	7,947	30%	26,500	18,478
KDH	Khang Dien 房屋貿易投資股份公司	房地產	0.2%	66,800	69,138	27.5	3.7	564	2%	74,500	50,400
CTG	越南工商股份銀行	金融	0.8%	47,550	271,056	11.9	2.1	2,270	17%	56,700	35,229
ACB	亞洲商業股份銀行	金融	0.2%	43,250	32,105	17.2	1.4	462	27%	48,300	38,200
PLX	越南油氣集團	能源	2.1%	34,950	187,681	9.3	1.4	7,927	27%	37,550	24,431
BVH	Bao Viet 集團	金融	9.8%	135,400	199,183	26.4	6.7	3,770	46%	142,800	71,826
FPT	FPT 發展投資工藝股份公司	科技	0.6%	70,800	165,861	14.7	2.4	1,227	2%	84,412	70,700
GAS	越南氣體總公司 - 股份公司	公用服務	0.4%	32,950	131,800	46.9	2.6	2,705	0%	39,000	16,450
POW	越南天然氣股份總公司	公用服務	4.4%	27,300	79,513	6.1	1.5	7,232	18%	28,600	17,000
HDB	胡志明市發展商業股份銀行	金融	7.1%	27,050	173,019	15.5	1.6	20,861	22%	29,950	20,818
HPG	Hoa Phat (和發) 集團股份公司	原材料	5.4%	25,000	132,658	6.1	1.3	14,312	23%	26,200	16,950
MBB	軍隊貿易股份銀行	金融	3.8%	78,000	112,191	86.4	3.8	5,259	30%	82,300	56,000
MSN	Masan 集團股份公司	必需消費品	5.8%	66,500	97,217	44.1	3.7	7,963	47%	70,800	33,600
MWG	世界移動通信投資股份公司	非必需消費品	0.4%	41,900	53,238	14.6	2.1	1,596	18%	51,700	31,300
NVL	Nova 房地產投資集團股份公司	房地產	0.5%	12,050	28,220	26.9	0.9	6,242	4%	15,900	10,400
PNJ	Phu Nuan (富潤) 珠寶股份公司	非必需消費品	0.6%	55,400	71,054	16.9	3.0	693	61%	69,400	52,000
GVR	越南橡膠工業集團	原材料	2.4%	10,500	38,455	4.8	0.7	14,785	3%	12,500	10,100
PDR	Phat Dat 開發房地產股份公司	房地產	2.1%	16,600	47,061	10.2	1.4	2,411	0%	22,888	15,050
TPB	Tien Phong 股份商業銀行	金融	2.7%	26,700	52,387	17.5	2.0	14,927	40%	31,582	20,639
SAB	西貢啤酒 - 酒精 - 飲料股份公司	必需消費品	4.8%	34,050	64,192	7.8	1.3	12,303	24%	36,450	25,850
SSI	SSI 西貢證券股份公司	金融	8.1%	23,750	167,319	7.4	1.2	15,715	22%	25,250	13,600
STB	西貢商信銀行 (sacombank)	金融	1.7%	17,100	45,177	9.5	1.3	17,247	30%	18,100	13,000
TCB	越南技商股份銀行 (Techcombank)	金融	4.2%	92,000	514,196	15.4	2.8	1,390	23%	100,500	80,100
VCB	越南外商貿易股份銀行	金融	4.1%	42,750	186,149	7.9	1.0	12,567	14%	48,550	34,000
VHM	Vinhomes 股份公司	房地產	1.9%	18,750	55,859	7.3	1.5	8,203	5%	21,368	15,000
VIC	Vingroup 集團股份公司	房地產	3.5%	41,350	158,108	41.8	1.2	2,662	10%	49,350	39,450
VJC	Vietjet 越捷航空股份公司	工業	2.3%	103,900	56,273	60.8	3.4	759	13%	119,600	97,000
VNM	越南牛奶股份公司	必需消費品	4.2%	67,000	140,027	16.2	4.1	4,599	52%	76,200	63,000
VPB	Viet Nam Thinh Vuong (越南繁榮) 貿易股份銀行	金融	7.2%	20,250	160,662	12.2	1.2	23,615	25%	21,350	17,500
VRE	Vincom Retail 股份公司	房地產	1.2%	18,150	41,243	9.2	1.0	8,940	22%	28,750	16,700



We Create **Fortune**

元大證券（越南）公司

個人客戶分析部

Nguyễn Th ê Minh

研究分析經理

+84 28 3622 6868 ext 3826

minh.nguyen@yuantan.com.vn

Lý Thị Hi ền

研究分析主管

+84 28 3622 6868 ext 3908

hien.ly@yuantan.com.vn

Quách Đức Khánh

高級分析專員

+84 28 3622 6868 ext 3833

khanh.quach@yuantan.com.vn

Khổng Hữu Hiệp

高級分析專員

+84 28 3622 6868 ext 3912

hiiep.khong@yuantan.com.vn

Nguyễn Trịnh Ngọc Hồng

高級分析專員

+84 28 3622 6868 ext 3832

hong.nguyen@yuantan.com.vn

Phạm Tấn Phát

高級分析專員

+84 28 3622 6868 ext 3880

phat.pham@yuantan.com.vn

個人客戶業務部

Nguyễn Thanh Tùng

總公司業務經理

+84 28 3622 6868 ext 3609

tung.nguyen@yuantan.com.vn

Phạm Đắc Thành

北部區域經理

+84 28 3622 6868 ext 3416

thanh.pham@yuantan.com.vn

Nguyễn Mạnh Hoat

南部區域經理（胡志明市）

+84 28 3622 6868 ext 3847

hoat.nguyen@yuantan.com.vn

Lương Kỳ Ty

堤岸分行經理

+84 28 3622 6868 ext 3653

ty.luong@yuantan.com.vn

Bùi Quốc Phong

同奈分行經理

+84 28 3622 6868 ext 3701

phong.bui@yuantan.com.vn

Võ Thị Thu Thủy

平陽分行經理

+84 28 3622 6868 ext 3505

thuy.vo@yuantan.com.vn

Nguyễn Việt Quang

河內分行經理

+84 28 3622 6868 ext 3404

quang.nguyen@yuantan.com.vn

Võ Đình Tuấn

峴港分行經理

+84 28 3622 6868 ext 3301

tuan.vo@yuantan.com.vn

Đinh Thị Thu Cúc

頭頓分行經理

+84 28 3622 6868 ext 3203

cuc.dinh@yuantan.com.vn



We Create Fortune

Appendix A: Important Disclosures

Analyst Certification

Each research analyst primarily responsible for the content of this research report, in whole or in part, certifies that with respect to each security or issuer that the analyst covered in this report: (1) all of the views expressed accurately reflect his or her personal views about those securities or issuers; and (2) no part of his or her compensation was, is, or will be, directly or indirectly, related to the specific recommendations or views expressed by that research analyst in the research report.

Ratings Definitions

BUY: We have a positive outlook on the stock based on our expected absolute or relative return over the investment period. Our thesis is based on our analysis of the company's outlook, financial performance, catalysts, valuation and risk profile. We recommend investors add to their position.

HOLD-Outperform: In our view, the stock's fundamentals are relatively more attractive than peers at the current price. Our thesis is based on our analysis of the company's outlook, financial performance, catalysts, valuation and risk profile.

HOLD-Underperform: In our view, the stock's fundamentals are relatively less attractive than peers at the current price. Our thesis is based on our analysis of the company's outlook, financial performance, catalysts, valuation and risk profile.

SELL: We have a negative outlook on the stock based on our expected absolute or relative return over the investment period. Our thesis is based on our analysis of the company's outlook, financial performance, catalysts, valuation and risk profile. We recommend investors reduce their position.

Under Review: We actively follow the company, although our estimates, rating and target price are under review.

Restricted: The rating and target price have been suspended temporarily to comply with applicable regulations and/or Yuanta policies.

Note: Yuanta research coverage with a Target Price is based on an investment period of 12 months. Greater China Discovery Series coverage does not have a formal 12 months Target Price and the recommendation is based on an investment period specified by the analyst in the report.

Global Disclaimer

© 2020 Yuanta. All rights reserved. The information in this report has been compiled from sources we believe to be reliable, but we do not hold ourselves responsible for its completeness or accuracy. It is not an offer to sell or solicitation of an offer to buy any securities. All opinions and estimates included in this report constitute our judgment as of this date and are subject to change without notice.

This report provides general information only. Neither the information nor any opinion expressed herein constitutes an offer or invitation to make an offer to buy or sell securities or other investments. This material is prepared for general circulation to clients and is not intended to provide tailored investment advice and does not take into account the individual financial situation and objectives of any specific person who may receive this report. Investors should seek financial advice regarding the appropriateness of investing in any securities, investments or investment strategies discussed or recommended in this report. The information contained in this report has been compiled from sources believed to be reliable but no representation or warranty, express or implied, is made as to its accuracy, completeness or correctness. This report is not (and should not be construed as) a solicitation to act as securities broker or dealer in any jurisdiction by any person or company that is not legally permitted to carry on such business in that jurisdiction.

Yuanta research is distributed in the United States only to Major U.S. Institutional Investors (as defined in Rule 15a-6 under the Securities Exchange Act of 1934, as amended and SEC staff interpretations thereof). All transactions by a US person in the securities mentioned in this report must be effected through a registered broker-dealer under Section 15 of the Securities Exchange Act of 1934, as amended. Yuanta research is distributed in Taiwan by Yuanta Securities Investment Consulting. Yuanta research is distributed in Hong Kong by Yuanta Securities (Hong Kong) Co. Limited, which is licensed in Hong Kong by the Securities and Futures Commission for regulated activities, including Type 4 regulated activity (advising on securities). In Hong Kong, this research report may not be redistributed, retransmitted or disclosed, in whole or in part or any form or manner, without the express written consent of Yuanta Securities (Hong Kong) Co. Limited.