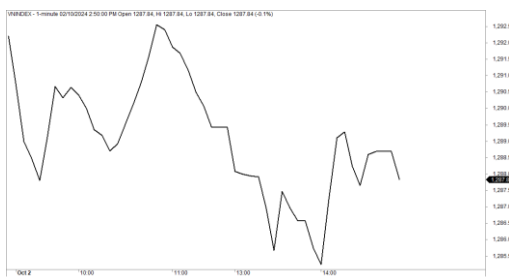


市場走勢

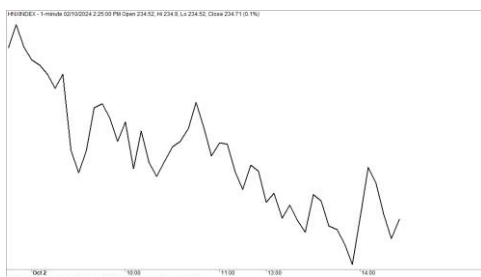
市場指數	VNI	HNI	UPCOM
收盤	1,287.84	235.05	93.28
%日	-0.34%	-0.42%	0.00%
%週	0.03%	-0.34%	-0.24%
%月	0.31%	-1.06%	-0.95%
%年	11.48%	-0.71%	5.18%
<b>成交值(Bil.VND)</b>			
當日	17,704	1,153	627
日均量/週	19,817	1,485	858
日均量/月	16,360	1,149	662
<b>外資進出</b>			
買進	1,364.10	47.91	13.54
賣出	1,106.52	47.95	27.87
買賣超	257.58	-0.04	-14.33
<b>市場漲跌家數</b>			
上漲	85	61	141
下跌	237	89	159
持平	93	165	603
<b>市場指標</b>			
P/E	13.94	16.31	27.48
總市值 (兆盾)	5,285	331	1,429
股息殖利率 <sup>2</sup>	2.17%	3.00%	4.22%

資料源: Bloomberg - YSVN

VNINDEX



HNIINDEX



市場走勢

在中東地緣政治緊張局勢加劇以及美國股市微有調整的背景下，市場再次調整並走弱。VN-Index 收於 1287.84 點，下跌 0.34%。HNX-Index 下跌 0.42%，Upcom-Index 收盤持平。3 大市場的交易額均下降至 19 兆 4,840 億越南盾。

大型股，尤其是最近的領先股，包括銀行、證券股出現分化和走弱，TPB (2.34%)、TCB (1.01%)、PLX (1.01%)、ACB (0.19%)等積極走勢。相反，大多數股票如 BCM、CTG、HDB、HPG、SAB、SHB、VIB、VPB、VRE 等下跌 1-2%。

商業房地產股如 DIG、PDR、LDG 和 NVL 在當日的交易日被強勁拋售，跌幅超過 1%。證券股主導下跌，其中 ORS (3.55%) 逆勢。

外資繼續買超 2,400 億越南盾，其中 TCB (2,580 億)、PNJ (1,610 億) 和 FPT (670 億) 在買超方面領先。另一方面，VPB (740 億)、HDB (620 億)、CTG (480 億) 在賣超方面的榜首。

市場短期觀點

我們認為市場可能會在下一交易日回歸上漲勢頭，VN-Index 可能重新測試 1,300 點。同時，市場仍處於積極劇烈波動期的階段，短期風險仍較低，因此調整期可能會快速結束。積極點的是，外資繼續強勁買超，銀行股仍然維持強勁的上漲勢頭。此外，短期情緒指標小幅下將，顯示投資者對當前市場走勢仍出現謹慎態度，但謹慎情緒集中在中型股和小型股。

大盤的短期走勢仍維持上漲。因此，我們建議投資者在短期投資組合繼續買進並持有高比例的股票。

請在 <https://ysraar.yuanta.com.vn/>查看有關股票的信號。

We Create Fortune

技術分析圖



指數技術分析圖 VN-Index



指數技術分析圖 HNX-Index

指數	短期趨勢	中期趨勢	阻力區 1	阻力區 2	支撐區 1	支撐區 2
VN-Index	上漲	上漲	1300	1330	870	800
HNX-Index	上漲	上漲	260	306	189	160
VN30	上漲	上漲	1336	1350	980	960
VNMidcaps	上漲	上漲	1280	1250	963	900
VNSmallcaps	上漲	上漲	1250	1250	804	750

胡志明市交易所 (HSX)

河內交易所 (HSX)

UPCOM 市場 (UPCoM)

We Create Fortune

	收盤	漲跌%
VNI	1287.84	-0.34%
VN30	1354.51	-0.32%
VN Mid	1930.96	-0.76%
VN Small	1428.23	-0.55%

	收盤	漲跌%
HNI	235.05	-0.42%
HN30	513.58	-0.45%
VNX AllSh	1343.57	-0.47%

	收盤	漲跌%
UPCoM	93.28	0.00%

外資交易	成交值 (BiL.VND)
買進	1364.10
賣出	1106.52
買超/賣超	257.58

外資交易	成交值 (BiL.VND)
買進	47.91
賣出	47.95
買超/賣超	-0.04

外資交易	成交值 (BiL.VND)
買進	13.54
賣出	27.87
買超/賣超	-14.33

上漲排名/ 股碼	漲跌(VND)	漲跌%
PSH	310	6.89%
ORS	500	3.55%
NAF	500	2.40%
TPB	400	2.34%
CCL	150	1.63%

上漲排名/ 股碼	漲跌(VND)	漲跌%
SPI	400	10.00%
MCO	1200	9.52%
BVS	1100	2.53%
PVC	300	2.31%
VFS	300	2.22%

上漲排名/ 股碼	漲跌(VND)	漲跌%
HRT	561	3.67%
PXL	397	2.84%
OIL	195	1.52%
DRI	143	1.15%
GPC	53	0.96%

下跌排名/ 股碼	漲跌(VND)	漲跌%
PDR	-1250	-5.57%
DXG	-800	-4.79%
LDG	-100	-4.57%
SGR	-1800	-4.11%
NHA	-700	-2.70%

下跌排名/ 股碼	漲跌(VND)	漲跌%
GKM	-1100	-9.24%
CTP	-1900	-5.00%
IDJ	-300	-4.41%
TIG	-500	-3.60%
API	-300	-3.23%

下跌排名/ 股碼	漲跌(VND)	漲跌%
CC1	-568	-3.81%
DSC	-684	-2.89%
VNA	-684	-2.62%
VAB	-205	-2.11%
VGT	-306	-2.08%

\*GTVH > 500 tỷ đồng, GTDG > 1.5 tỷ đồng

市值排名/ 股碼	BiL.VND
VCB	514,196,396
BID	283,311,664
FPT	198,474,892
CTG	196,004,699
VHM	189,197,267

市值排名/ 股碼	BiL.VND
PVS	19,309,838
IDC	19,007,996
MBS	17,286,778
HUT	14,726,447
THD	13,667,499

市值排名/ 股碼	BiL.VND
ACV	226,354,952
VGI	200,477,581
MCH	142,400,022
BSR	74,948,377
VEA	59,066,489

交易量排名/ 股碼	成交值	30 日均
VPB	43,197,905	28,870,739
TPB	34,218,608	19,487,300
TCB	30,542,201	21,089,365
HPG	28,434,714	23,754,279
EIB	25,320,000	14,166,582

交易量排名/ 股碼	成交值	30 日均
SHS	152,624,901,800	11,850,645
MBS	182,900,609,600	3,594,746
CEO	88,462,330,400	5,121,452
PVS	134,181,167,900	2,665,301
HUT	22,509,273,500	2,811,300

交易量排 名/股碼	成交值	30 日均
BSR	180,745,481,700	6,738,688
BCR	14,151,758,500	1,486,417
OIL	32,197,692,500	1,763,127
BVB	22,368,782,300	1,210,588
HNG	6,324,284,100	8,026,709

資料源: Bloomberg & Yuanta Research

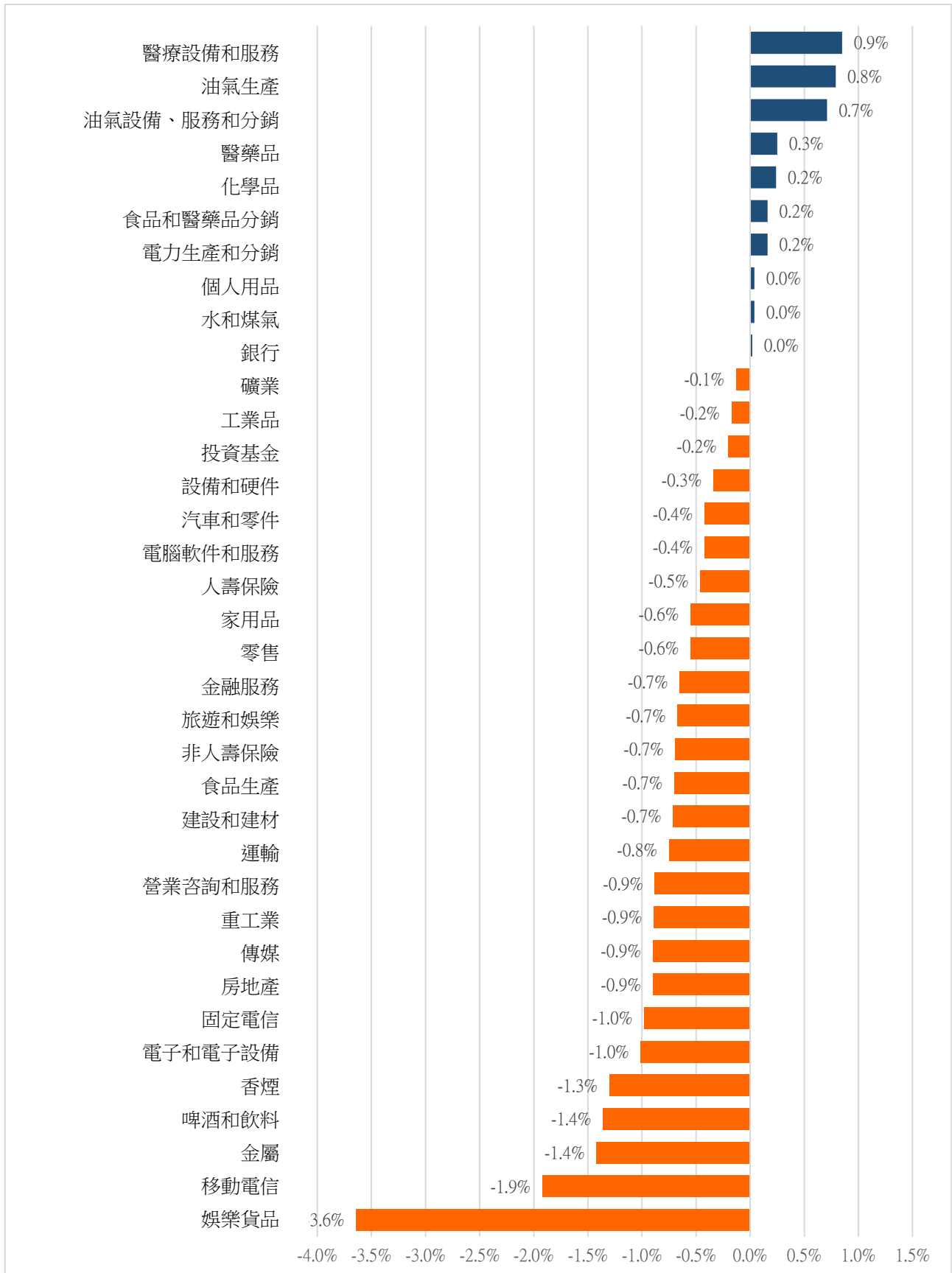
資料源: Bloomberg & Yuanta Research

資料源: Bloomberg & Yuanta Research



We Create Fortune

### 各行業板塊的交易走勢



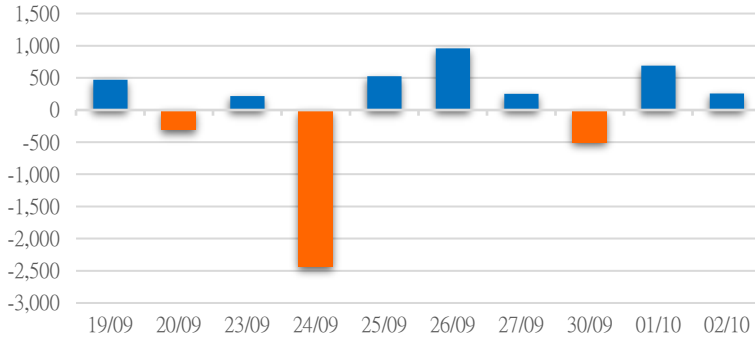
資料源: FinPro - YSVN



We Create Fortune

## 外資買進賣統計

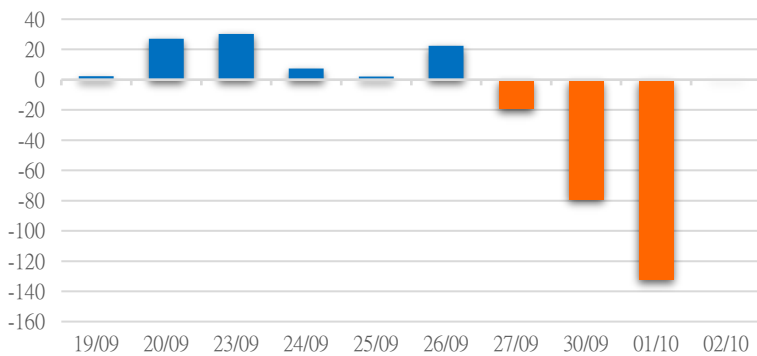
HSX 外資每日買/賣超



證券代碼	買超金額 (Mil.VND)	證券代碼	賣超金額 (Mil.VND)
TCB	259,056	VPB	-74,257
PNJ	158,995	HDB	-61,598
FPT	66,798	CTG	-47,775
VCB	48,810	HPG	-36,556
VHM	46,718	DPM	-34,006

HSX 外資買/賣超的前 5 名

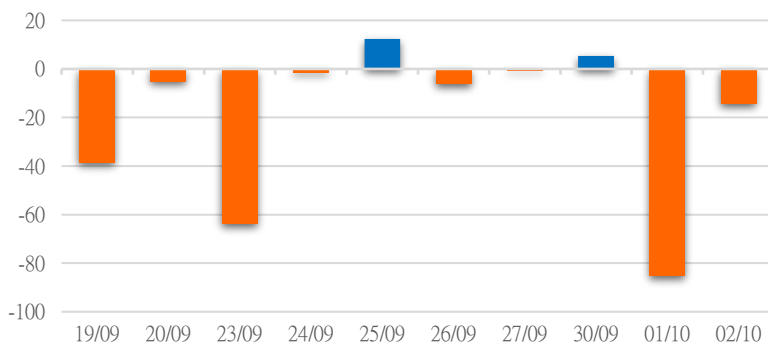
HNX 外資每日買/賣超



證券代碼	買超金額 (Mil.VND)	證券代碼	賣超金額 (Mil.VND)
MBS	12,881	IDC	-11,201
PVS	3,562	TNG	-3,679
BVS	2,359	TIG	-2,049
NTP	2,159	CEO	-1,862
VFS	1,495	VC3	-1,298

HNX 外資買/賣超的前 5 名

UPCOM 外資每日買/賣超



證券代碼	買超金額 (Mil.VND)	證券代碼	賣超金額 (Mil.VND)
QNS	3,101	MCH	-4,581
MPC	301	VEA	-3,529
GHC	171	QTP	-2,124
ABI	158	NTC	-1,838
ACV	154	OIL	-1,643

UPCOM 外資買/賣超的前 5 名

源: FiinPro - YSVN

We Create Fortune

## 自營統計

證券代碼	買超金額 (Mil.VND)	證券代碼	賣超金額 (Mil.VND)
MBB	203,150	ACB	26,503
HPG	142,354	MSN	22,209
VPB	131,679	PDR	15,169
VNM	99,632	FTS	11,344
PNJ	65,768	VCB	8,326

HSX 自營交易最大前名

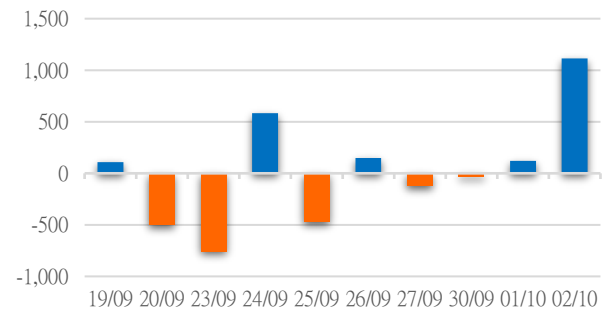
證券代碼	買超金額 (Mil.VND)	證券代碼	賣超金額 (Mil.VND)
IDC	57,222	MBS	4,726
MST	3,776	PVS	3,284
TNG	130	DL1	601
CEO	127	NTP	441

HNX 自營交易最大前名

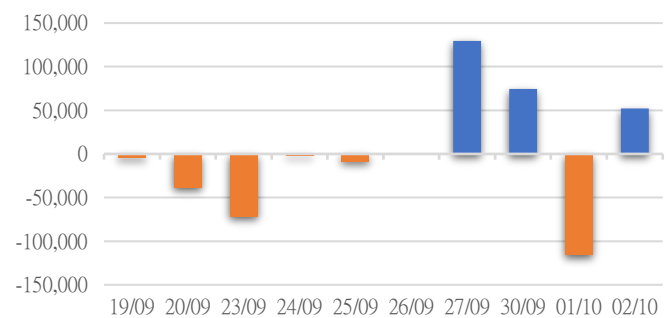
證券代碼	買超金額 (Mil.VND)	證券代碼	賣超金額 (Mil.VND)
BSR	48,629.00	VCR	35,223
APF	843.29	BCR	1,490

UPCoM 自營交易最大前名

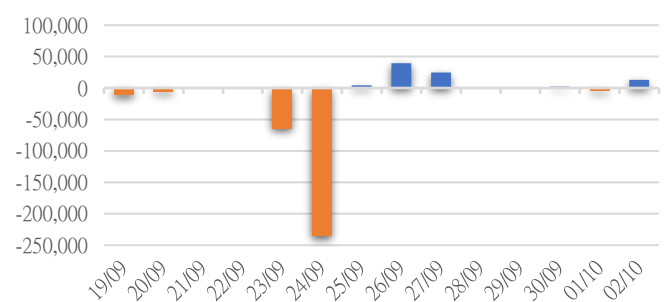
HSX 自營交易每日買/賣超  
( Bil.VND)



HNX 自營交易每日買/賣超  
( Mil.VND)



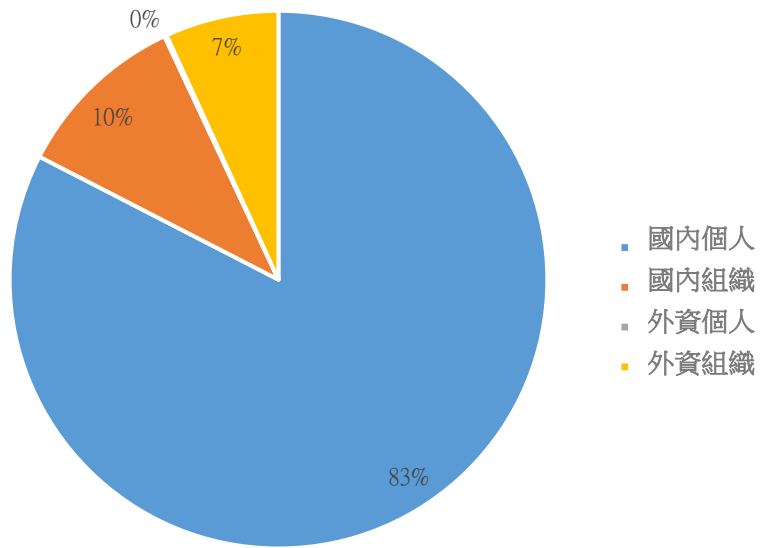
UPCoM 自營交易每日買/賣超  
( Mil.VND)





We Create **Fortune**

### 越南證券市場投資人類別統計

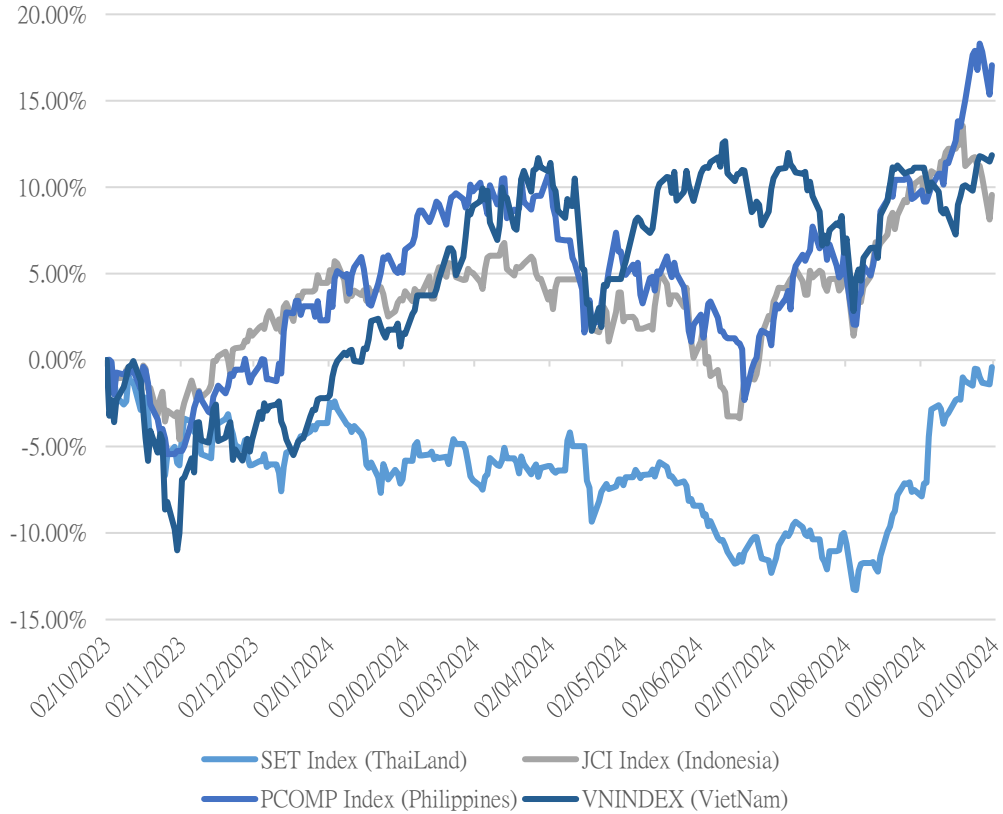


資料源: FiinPro - YSVN



We Create Fortune

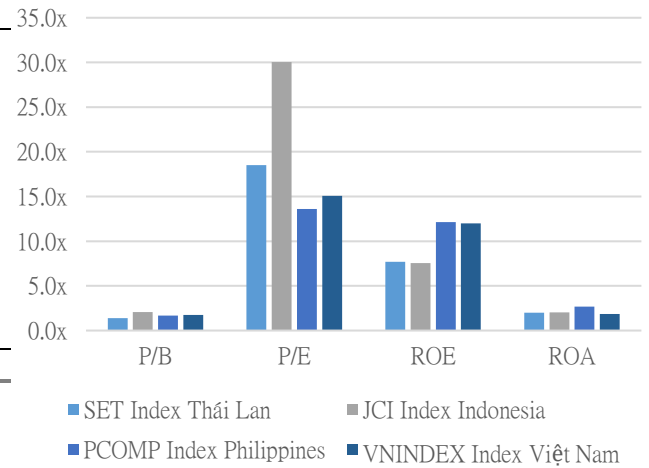
### 東南亞主要市場走勢比較



東南亞主要市場數據

		Thailand	Indonesia	Philippines	Vietnam
P/B		1.4x	2.1x	1.7x	1.7x
P/E		18.5x	30.1x	13.6x	15.1x
ROE	%	7.68	7.53	12.14	11.99
ROA	%	2.00	2.03	2.68	1.85
Vốn hóa	Tỷ USD	550.11	827.49	177.57	215.08
GTGD	Triệu USD	1.54	0.96	0.10	0.61
LS cổ tức	%	3.25	3.14	2.58	1.80

源: Bloomberg & YSVN



■ SET Index Thái Lan    ■ JCI Index Indonesia  
■ PCOMP Index Philippines    ■ VNIINDEX Index Việt Nam





We Create **Fortune**

## 元大證券（越南）公司

### 個人客戶分析部

**Nguyễn Th ệ Minh**  
研究分析經理  
+84 28 3622 6868 ext 3826  
minh.nguyen@yuanta.com.vn

**Lý Thị Hi ệ n**  
研究分析主管  
+84 28 3622 6868 ext 3908  
hien.ly@yuanta.com.vn

**Quách Đức Khánh**  
研究分析副主管  
+84 28 3622 6868 ext 3833  
khanh.quach@yuanta.com.vn

**Khổng Hữu Hiệp**  
高級分析專員  
+84 28 3622 6868 ext 3912  
hiiep.khong@yuanta.com.vn

**Nguyễn Trịnh Ngọc Hồng**  
高級分析專員  
+84 28 3622 6868 ext 3832  
hong.nguyen@yuanta.com.vn

**Phạm Tấn Phát**  
高級分析專員  
+84 28 3622 6868 ext 3880  
phat.pham@yuanta.com.vn

### 個人客戶業務部

**Phạm Đắc Thành**  
北部營業中心經理  
+84 28 3622 6868 ext 3416  
thanh.pham@yuanta.com.vn

**Võ Thị Thu Thủy**  
平陽分行經理  
+84 28 3622 6868 ext 3505  
thuy.vo@yuanta.com.vn

**Lương Kỳ Ty**  
堤岸分行經理  
+84 28 3622 6868 ext 3653  
ty.luong@yuanta.com.vn

**Bùi Quốc Phong**  
同奈分行經理  
+84 28 3622 6868 ext 3701  
phong.bui@yuanta.com.vn

**Võ Đình Tuấn**  
峴港分行經理  
+84 28 3622 6868 ext 3301  
tuan.vo@yuanta.com.vn

**Nguyễn Việt Quang**  
河內分行經理  
+84 28 3622 6868 ext 3404  
quang.nguyen@yuanta.com.vn

**Đinh Thị Thu Cúc**  
頭頓分行經理  
+84 28 3622 6868 ext 3203  
cuc.dinh@yuanta.com.vn



We Create **Fortune**

## Appendix A: Important Disclosures

### Analyst Certification

Each research analyst primarily responsible for the content of this research report, in whole or in part, certifies that with respect to each security or issuer that the analyst covered in this report: (1) all of the views expressed accurately reflect his or her personal views about those securities or issuers; and (2) no part of his or her compensation was, is, or will be, directly or indirectly, related to the specific recommendations or views expressed by that research analyst in the research report.

### Ratings Definitions

**BUY:** We have a positive outlook on the stock based on our expected absolute or relative return over the investment period. Our thesis is based on our analysis of the company's outlook, financial performance, catalysts, valuation and risk profile. We recommend investors add to their position.

**HOLD-Outperform:** In our view, the stock's fundamentals are relatively more attractive than peers at the current price. Our thesis is based on our analysis of the company's outlook, financial performance, catalysts, valuation and risk profile.

**HOLD-Underperform:** In our view, the stock's fundamentals are relatively less attractive than peers at the current price. Our thesis is based on our analysis of the company's outlook, financial performance, catalysts, valuation and risk profile.

**SELL:** We have a negative outlook on the stock based on our expected absolute or relative return over the investment period. Our thesis is based on our analysis of the company's outlook, financial performance, catalysts, valuation and risk profile. We recommend investors reduce their position.

**Under Review:** We actively follow the company, although our estimates, rating and target price are under review.

**Restricted:** The rating and target price have been suspended temporarily to comply with applicable regulations and/or Yuanta policies.

Note: Yuanta research coverage with a Target Price is based on an investment period of 12 months. Greater China Discovery Series coverage does not have a formal 12 month Target Price and the recommendation is based on an investment period specified by the analyst in the report.

### Global Disclaimer

© 2018 Yuanta. All rights reserved. The information in this report has been compiled from sources we believe to be reliable, but we do not hold ourselves responsible for its completeness or accuracy. It is not an offer to sell or solicitation of an offer to buy any securities. All opinions and estimates included in this report constitute our judgment as of this date and are subject to change without notice.

This report provides general information only. Neither the information nor any opinion expressed herein constitutes an offer or invitation to make an offer to buy or sell securities or other investments. This material is prepared for general circulation to clients and is not intended to provide tailored investment advice and does not take into account the individual financial situation and objectives of any specific person who may receive this report. Investors should seek financial advice regarding the appropriateness of investing in any securities, investments or investment strategies discussed or recommended in this report. The information contained in this report has been compiled from sources believed to be reliable but no representation or warranty, express or implied, is made as to its accuracy, completeness or correctness. This report is not (and should not be construed as) a solicitation to act as securities broker or dealer in any jurisdiction by any person or company that is not legally permitted to carry on such business in that jurisdiction.

Yuanta research is distributed in the United States only to Major U.S. Institutional Investors (as defined in Rule 15a-6 under the Securities Exchange Act of 1934, as amended and SEC staff interpretations thereof). All transactions by a US person in the securities mentioned in this report must be effected through a registered broker-dealer under Section 15 of the Securities Exchange Act of 1934, as amended. Yuanta research is distributed in Taiwan by Yuanta Securities Investment Consulting. Yuanta research is distributed in Hong Kong by Yuanta Securities (Hong Kong) Co. Limited, which is licensed in Hong Kong by the Securities and Futures Commission for regulated activities, including Type 4 regulated activity (advising on securities). In Hong Kong, this research report may not be redistributed, retransmitted or disclosed, in whole or in part or and any form or manner, without the express written