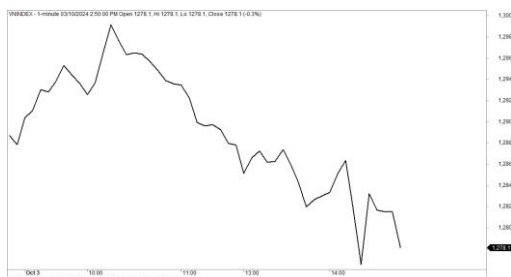


市場走勢

市場指數	VNI	HNI	UPCOM
收盤	1,278.10	233.35	92.68
%日	-0.76%	-0.72%	-0.64%
%週	-1.04%	-1.09%	-0.88%
%月	-0.45%	-1.77%	-1.58%
%年	14.31%	2.94%	6.92%
成交值(Bil.VND)			
當日	23,218	1,348	967
日均量/週	20,108	1,523	834
日均量/月	16,672	1,158	676
外資進出			
買進	1,773.67	36.03	14.36
賣出	1,199.84	84.66	62.36
買賣超	573.83	-48.63	-48.00
市場漲跌家數			
上漲	80	45	141
下跌	250	110	186
持平	85	160	576
市場指標			
P/E	13.94	16.31	27.48
總市值 (兆盾)	5,285	331	1,429
股息殖利率 ²	2.17%	3.00%	4.22%

資料源: Bloomberg - YSVN

VNINDEX



HNIINDEX



市場走勢

由於尚未完全突破 1,300 點的心理阻力位，市場無法維持盤初交易日的漲幅。VN-Index 收於 1,278.1 點，並下跌 0.76%。HNX-Index 下跌 0.72%，Upcom-Index 下跌 0.64%。三大市場的交易額均大幅增加至 25 兆 5,330 億越南盾。

大型股的寬度在當日的交易日更收窄，其中 VN30-Index 有 20 檔下跌股並 8 檔上漲股。其中，房地產股是對指數下跌最大的股票如 VHM、VIC、VRE、GVR 下跌超過 1% 以及 FPT (-1.03%)、MWG (-1.63%)、PLX (-1.22%) 領跌。在上漲方面，VPB、SSB、CTG、HDB 小幅上漲。

OCB 突然漲停並收於 12,750 越南盾/股。相反，商業房地產股持續被強勁拋售，包括 NVL、DXG、DIG、KDH、HDC、KBC、PDR 等。

外資繼續買超 4,860 億越南盾，其中以 FUEVFNVD (4,720 億)、STB (1,410 億) 和 VHM (1,180 億) 在買超方面領先。相反，OCB (590 億)、FPT (560 億)、SHS (490 億) 在賣超方面的榜首。

市場短期觀點

我們認為市場在盤初的交易日可能會出現調整，下跌動能在尾盤的交易日可能會收窄或復甦。同時，VN-Index 和 VN30 可能會測試 1,272 點和 1,335 點的重要支撐位，積極點的是銀行股指數仍處於上漲趨勢，現金流仍主導集中在該股。同時，VNMidcaps 指數的短期趨勢轉為下跌趨勢，但許多房地產股可能會在接下來的幾個交易日出現技術性復甦。

大盤的短期趨勢從上漲調整至中性。因此，我們建議投資者可能再次重組平衡比例的投資組合以及減少中型股的股票比例、並優先持有大型股。

請在 <https://ysraar.yuanta.com.vn/> 查看有關股票的信號。

We Create Fortune

技術分析圖



指數技術分析圖 VN-Index



指數技術分析圖 HNX-Index

指數	短期趨勢	中期趨勢	阻力區 1	阻力區 2	支撐區 1	支撐區 2
VN-Index	中性	上漲	1300	1330	870	800
HNX-Index	中性	上漲	260	306	189	160
VN30	中性	上漲	1336	1350	980	960
VNMidcaps	下跌	上漲	1280	1250	963	900
VNSmallcaps	中性	上漲	1250	1250	804	750



We Create Fortune

胡志明市交易所 (HSX)

	收盤	漲跌%
VNI	1278.1	-0.76%
VN30	1346.46	-0.59%
VN Mid	1909.79	-1.10%
VN Small	1410.62	-1.23%

河內交易所 (HSX)

	收盤	漲跌%
HNI	233.35	-0.72%
HN30	509.62	-0.77%
VNX AllSh	1333.04	-0.78%

UPCOM 市場 (UPCoM)

	收盤	漲跌%
UPCoM	92.68	-0.64%

外資交易	成交值 (Bil.VND)
買進	1773.67
賣出	1199.84
買超/賣超	573.83

外資交易	成交值 (Bil.VND)
買進	36.03
賣出	84.66
買超/賣超	-48.63

外資交易	成交值 (Bil.VND)
買進	14.36
賣出	62.36
買超/賣超	-48.00

上漲排名/ 股碼	漲跌(VND)	漲跌%
OCB	800	6.69%
PSH	190	3.95%
SGT	300	2.00%
VPB	300	1.52%
TRC	600	1.51%

上漲排名/ 股碼	漲跌(VND)	漲跌%
MCO	1300	9.42%
HMR	1300	8.84%
NVB	200	2.20%
VTZ	300	1.81%
VCM	200	1.43%

上漲排名/ 股碼	漲跌(VND)	漲跌%
BVB	369	3.15%
BCR	172	3.07%
MCH	4422	2.28%
LTG	282	2.03%
ABB	151	1.91%

下跌排名/ 股碼	漲跌(VND)	漲跌%
LDG	-120	-5.74%
DRC	-1700	-5.44%
SMC	-380	-4.88%
DLG	-90	-4.64%
DPG	-2600	-4.61%

下跌排名/ 股碼	漲跌(VND)	漲跌%
GKM	-1000	-9.26%
CTP	-3100	-8.59%
NRC	-200	-6.45%
API	-400	-4.44%
APS	-300	-4.11%

下跌排名/ 股碼	漲跌(VND)	漲跌%
NDC	-26400	-14.99%
HRT	-1534	-9.65%
GPC	-221	-3.95%
HIO	-298	-2.64%
DDV	-407	-2.33%

*GTVH > 500 tỷ đồng, GTDG > 1.5 tỷ đồng

市值排名/ 股碼	Bil.VND
VCB	518,108,760
BID	283,881,708
FPT	197,744,668
CTG	193,319,703
VHM	188,979,549

市值排名/ 股碼	Bil.VND
PVS	19,501,025
IDC	18,974,996
MBS	17,560,303
HUT	14,637,196
THD	13,667,499

市值排名/ 股碼	Bil.VND
ACV	224,049,562
VGI	196,733,693
MCH	140,446,398
BSR	75,404,151
VEA	58,545,599

交易量排名/ 股碼	成交值	30 日均
TPB	52,052,503	20,189,148
VPB	50,638,504	29,553,262
SHB	46,609,508	23,105,671
VIX	36,110,100	22,119,757
HPG	29,765,520	23,978,004

交易量排名/ 股碼	成交值	30 日均
SHS	251,368,634,000	11,735,781
CEO	100,305,901,100	5,142,904
MBS	161,433,602,100	3,699,628
TNG	84,117,195,100	2,021,802
HUT	52,051,008,000	2,800,007

交易量排名/ 股碼	成交值	30 日均
BVB	92,455,758,000	1,243,859
BSR	174,640,799,500	6,779,317
BCR	33,748,262,600	1,536,002
ABB	35,447,566,500	1,004,896
HNG	15,197,868,100	7,539,096

資料源: Bloomberg & Yuanta Research

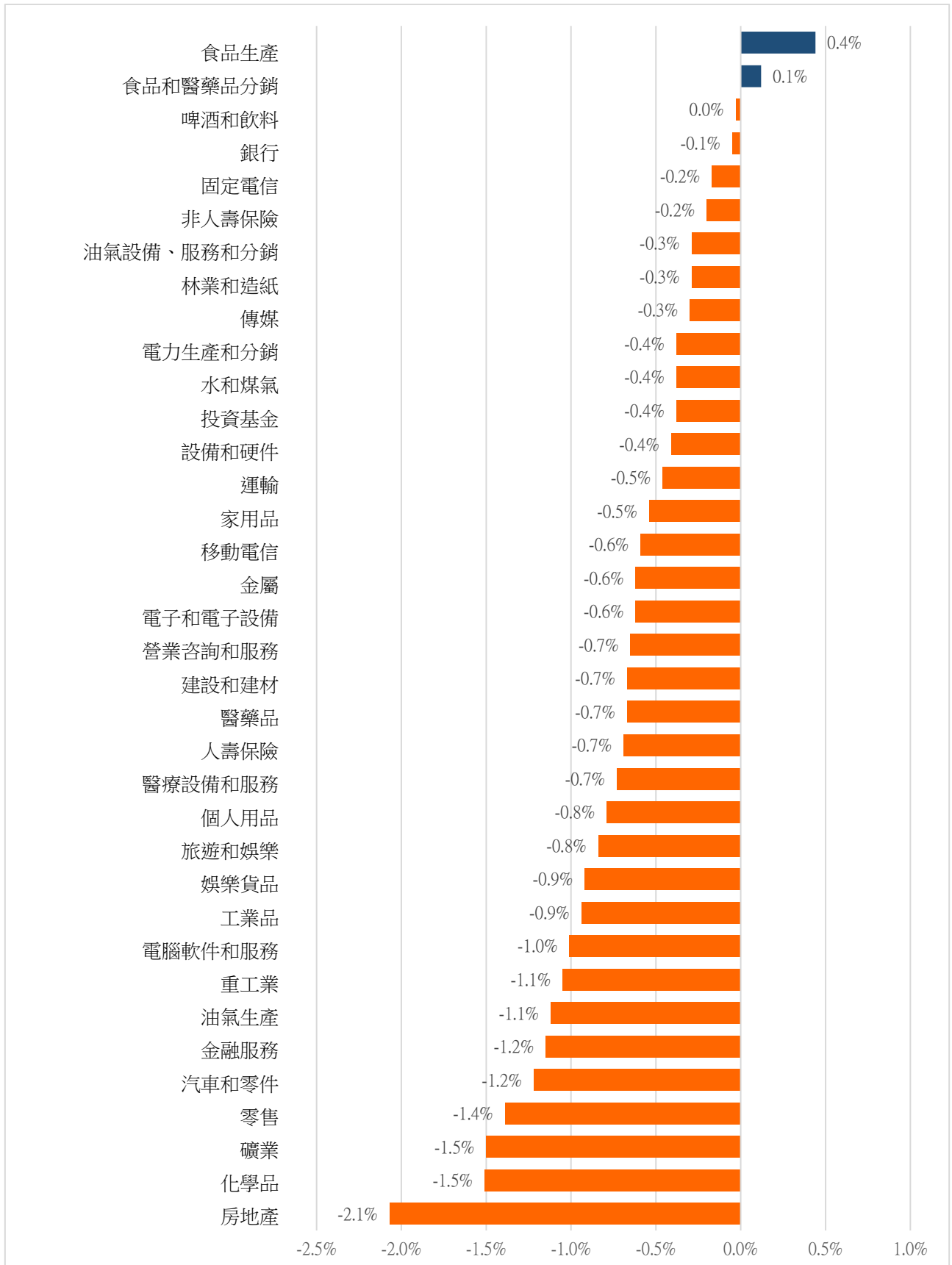
資料源: Bloomberg & Yuanta Research

資料源: Bloomberg & Yuanta Research



We Create Fortune

各行業板塊的交易走勢



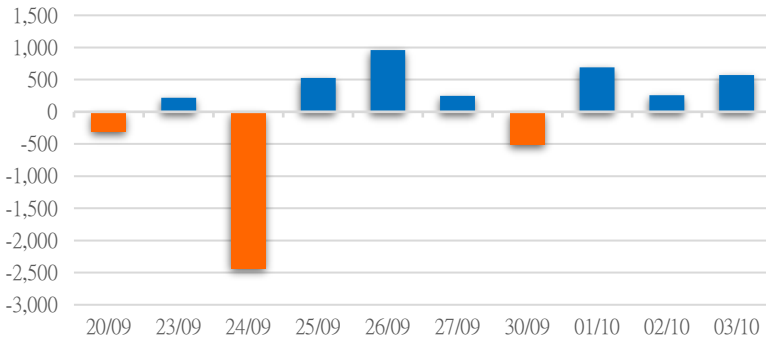
資料源: FiinPro - YSVN



We Create Fortune

外資買進賣統計

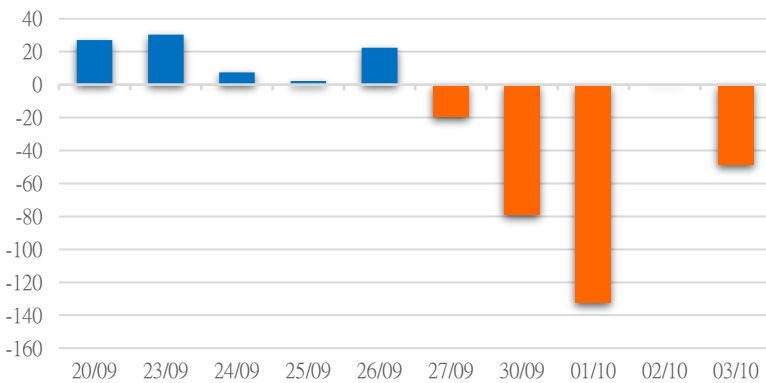
HSX 外資每日買/賣超



證券代碼	買超金額 (Mil. VND)	證券代碼	賣超金額 (Mil. VND)
FUEVFNVD	472,653	OCB	-58,608
STB	140,975	FPT	-56,306
VHM	118,018	MSB	-42,787
TCB	87,537	VRE	-29,966
VNM	65,135	DPM	-26,690

HSX 外資買/賣超的前 5 名

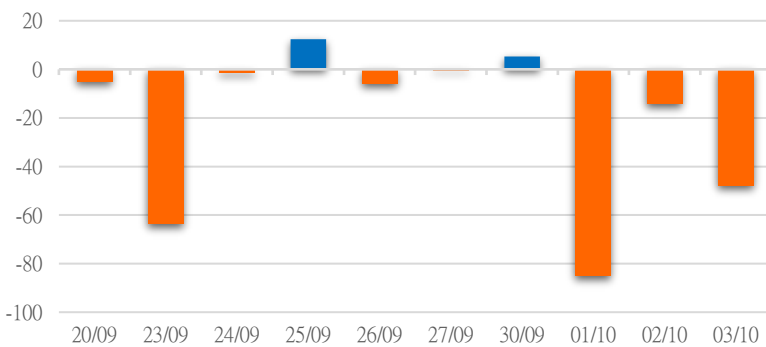
HNX 外資每日買/賣超



證券代碼	買超金額 (Mil. VND)	證券代碼	賣超金額 (Mil. VND)
PVS	11,393	SHS	-49,096
IDC	7,072	BVS	-5,880
NTP	2,143	GKM	-4,910
MBS	1,247	TNG	-3,114
VTZ	626	TIG	-2,375

HNX 外資買/賣超的前 5 名

UPCOM 外資每日買/賣超



證券代碼	買超金額 (Mil. VND)	證券代碼	賣超金額 (Mil. VND)
ACV	340	MCH	-26,752
MFS	153	DBM	-8,948
AVG	115	BSR	-7,105
CSI	87	VEA	-5,685
BGE	24	HPD	-119

UPCOM 外資買/賣超的前 5 名

源: FiinPro - YSVN

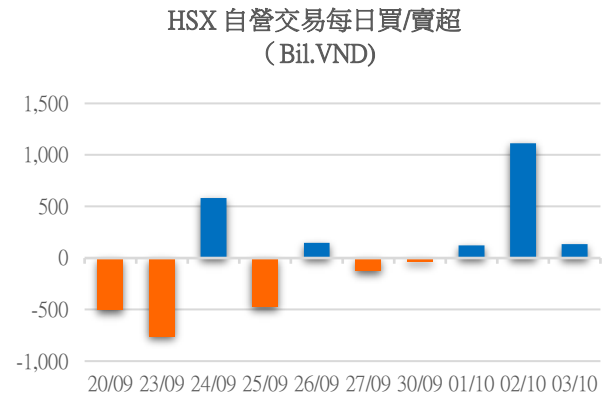


We Create Fortune

自營統計

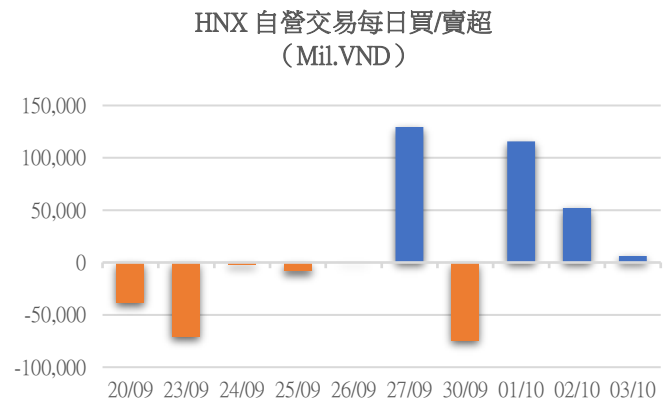
證券代碼	買超金額 (Mil.VND)	證券代碼	賣超金額 (Mil.VND)
MBB	144,119	FUEVFNVD	462,035
FPT	53,386	VIB	37,893
HAH	49,161	ACB	37,773
STB	38,239	TCB	37,158
VPB	36,837	MWG	15,320

HSX 自營交易最大前名



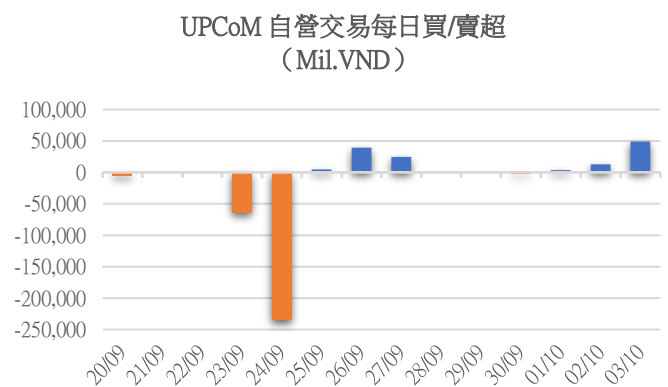
證券代碼	買超金額 (Mil.VND)	證券代碼	賣超金額 (Mil.VND)
IDC	4,212		
PVS	2,054		

HNX 自營交易最大前名



證券代碼	買超金額 (Mil.VND)	證券代碼	賣超金額 (Mil.VND)
BSR	48,877.70		
APF	118.10		

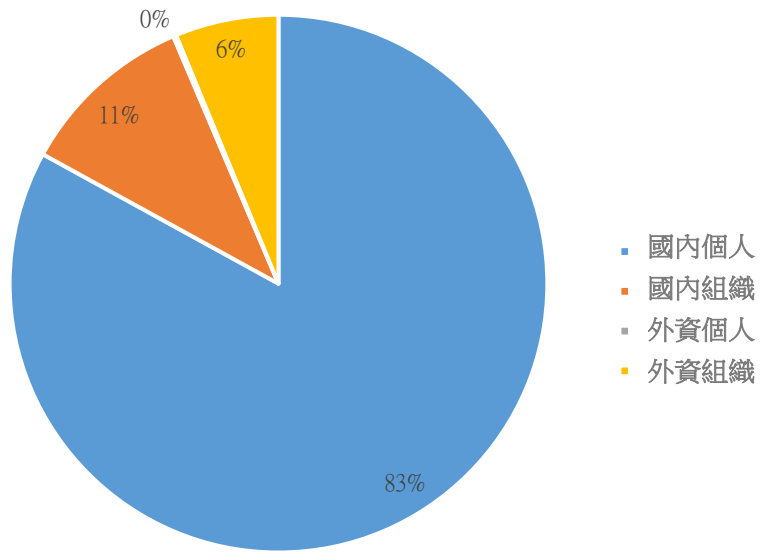
UPCoM 自營交易最大前名





We Create **Fortune**

越南證券市場投資人類別統計

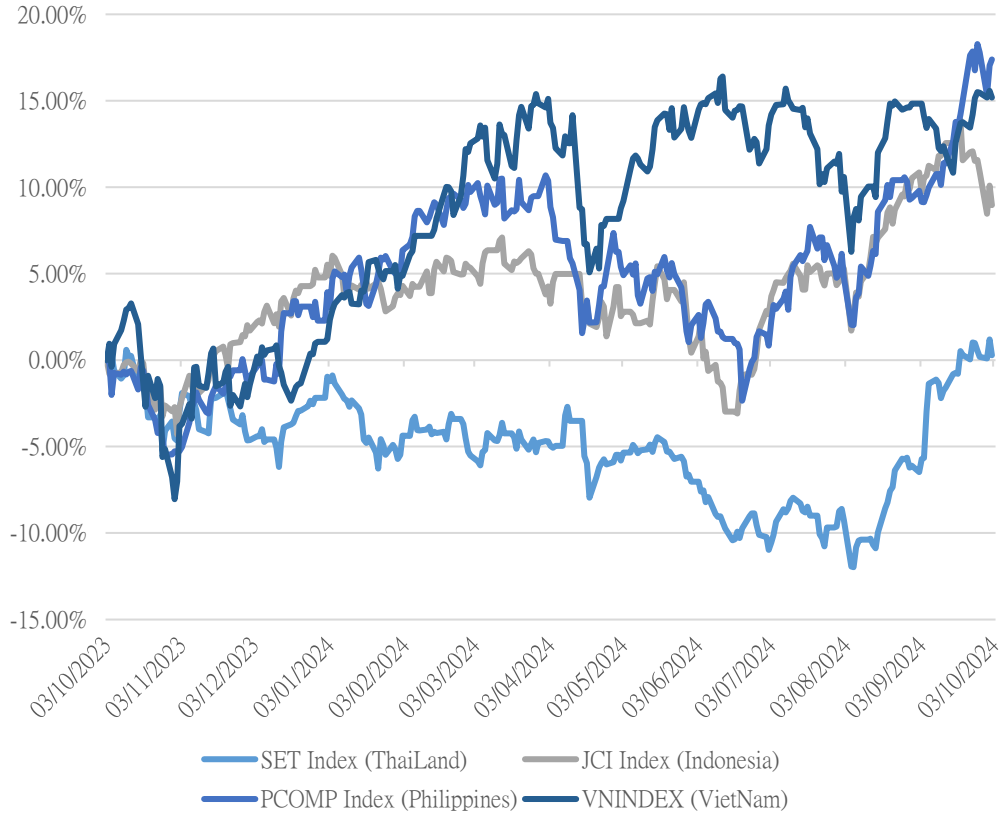


資料源: FiinPro - YSVN



We Create Fortune

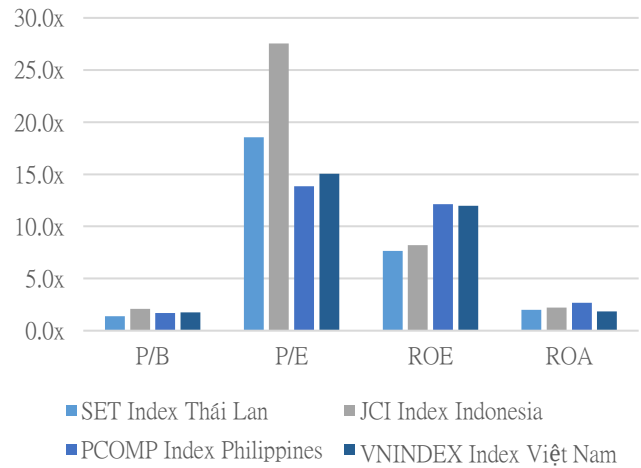
東南亞主要市場走勢比較



東南亞主要市場數據

		Thailand	Indonesia	Philippines	Vietnam
P/B		1.4x	2.1x	1.7x	1.7x
P/E		18.6x	27.5x	13.8x	15.1x
ROE	%	7.66	8.20	12.14	11.98
ROA	%	1.99	2.21	2.68	1.85
Vốn hóa	Tỷ USD	542.96	821.23	179.80	213.81
GTGD	Triệu USD	1.64	0.91	0.06	0.60
LS cổ tức	%	3.27	3.10	2.57	1.80

源: Bloomberg & YSVN





We Create **Fortune**

元大證券（越南）公司

個人客戶分析部

Nguyễn Th ệ Minh
研究分析經理
+84 28 3622 6868 ext 3826
minh.nguyen@yuanta.com.vn

Lý Thị Hi ệ n
研究分析主管
+84 28 3622 6868 ext 3908
hien.ly@yuanta.com.vn

Quách Đức Khánh
研究分析副主管
+84 28 3622 6868 ext 3833
khanh.quach@yuanta.com.vn

Khổng Hữu Hiệp
高級分析專員
+84 28 3622 6868 ext 3912
hiep.khong@yuanta.com.vn

Nguyễn Trịnh Ngọc Hồng
高級分析專員
+84 28 3622 6868 ext 3832
hong.nguyen@yuanta.com.vn

Phạm Tấn Phát
高級分析專員
+84 28 3622 6868 ext 3880
phat.pham@yuanta.com.vn

個人客戶業務部

Phạm Đắc Thành
北部營業中心經理
+84 28 3622 6868 ext 3416
thanh.pham@yuanta.com.vn

Võ Thị Thu Thủy
平陽分行經理
+84 28 3622 6868 ext 3505
thuy.vo@yuanta.com.vn

Lương Kỳ Ty
堤岸分行經理
+84 28 3622 6868 ext 3653
ty.luong@yuanta.com.vn

Bùi Quốc Phong
同奈分行經理
+84 28 3622 6868 ext 3701
phong.bui@yuanta.com.vn

Võ Đình Tuấn
峴港分行經理
+84 28 3622 6868 ext 3301
tuan.vo@yuanta.com.vn

Nguyễn Việt Quang
河內分行經理
+84 28 3622 6868 ext 3404
quang.nguyen@yuanta.com.vn

Đinh Thị Thu Cúc
頭頓分行經理
+84 28 3622 6868 ext 3203
cuc.dinh@yuanta.com.vn



We Create **Fortune**

Appendix A: Important Disclosures

Analyst Certification

Each research analyst primarily responsible for the content of this research report, in whole or in part, certifies that with respect to each security or issuer that the analyst covered in this report: (1) all of the views expressed accurately reflect his or her personal views about those securities or issuers; and (2) no part of his or her compensation was, is, or will be, directly or indirectly, related to the specific recommendations or views expressed by that research analyst in the research report.

Ratings Definitions

BUY: We have a positive outlook on the stock based on our expected absolute or relative return over the investment period. Our thesis is based on our analysis of the company's outlook, financial performance, catalysts, valuation and risk profile. We recommend investors add to their position.

HOLD-Outperform: In our view, the stock's fundamentals are relatively more attractive than peers at the current price. Our thesis is based on our analysis of the company's outlook, financial performance, catalysts, valuation and risk profile.

HOLD-Underperform: In our view, the stock's fundamentals are relatively less attractive than peers at the current price. Our thesis is based on our analysis of the company's outlook, financial performance, catalysts, valuation and risk profile.

SELL: We have a negative outlook on the stock based on our expected absolute or relative return over the investment period. Our thesis is based on our analysis of the company's outlook, financial performance, catalysts, valuation and risk profile. We recommend investors reduce their position.

Under Review: We actively follow the company, although our estimates, rating and target price are under review.

Restricted: The rating and target price have been suspended temporarily to comply with applicable regulations and/or Yuanta policies.

Note: Yuanta research coverage with a Target Price is based on an investment period of 12 months. Greater China Discovery Series coverage does not have a formal 12 month Target Price and the recommendation is based on an investment period specified by the analyst in the report.

Global Disclaimer

© 2018 Yuanta. All rights reserved. The information in this report has been compiled from sources we believe to be reliable, but we do not hold ourselves responsible for its completeness or accuracy. It is not an offer to sell or solicitation of an offer to buy any securities. All opinions and estimates included in this report constitute our judgment as of this date and are subject to change without notice.

This report provides general information only. Neither the information nor any opinion expressed herein constitutes an offer or invitation to make an offer to buy or sell securities or other investments. This material is prepared for general circulation to clients and is not intended to provide tailored investment advice and does not take into account the individual financial situation and objectives of any specific person who may receive this report. Investors should seek financial advice regarding the appropriateness of investing in any securities, investments or investment strategies discussed or recommended in this report. The information contained in this report has been compiled from sources believed to be reliable but no representation or warranty, express or implied, is made as to its accuracy, completeness or correctness. This report is not (and should not be construed as) a solicitation to act as securities broker or dealer in any jurisdiction by any person or company that is not legally permitted to carry on such business in that jurisdiction.

Yuanta research is distributed in the United States only to Major U.S. Institutional Investors (as defined in Rule 15a-6 under the Securities Exchange Act of 1934, as amended and SEC staff interpretations thereof). All transactions by a US person in the securities mentioned in this report must be effected through a registered broker-dealer under Section 15 of the Securities Exchange Act of 1934, as amended. Yuanta research is distributed in Taiwan by Yuanta Securities Investment Consulting. Yuanta research is distributed in Hong Kong by Yuanta Securities (Hong Kong) Co. Limited, which is licensed in Hong Kong by the Securities and Futures Commission for regulated activities, including Type 4 regulated activity (advising on securities). In Hong Kong, this research report may not be redistributed, retransmitted or disclosed, in whole or in part or and any form or manner, without the express written