

當日市場：市場繼續下跌

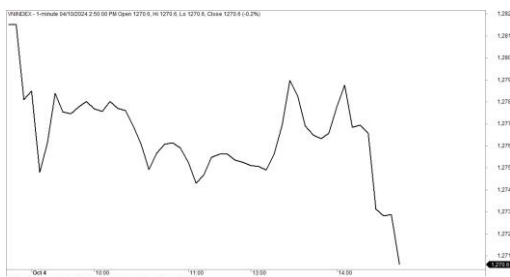
2024/10/07

市場走勢

市場指數	VNI	HNI	UPCOM
收盤	1,270.60	232.67	92.37
%日	-0.59%	-0.29%	-0.34%
%週	-1.57%	-1.29%	-1.63%
%月	-0.41%	-1.47%	-1.47%
%年	12.57%	1.07%	5.60%
成交值(Bil.VND)			
當日	13,702	1,170	554
日均量/週	18,542	1,410	778
日均量/月	16,581	1,164	674
外資進出			
買進	964.19	49.03	3.46
賣出	1,535.86	83.71	103.79
買賣超	-571.67	-34.68	-100.33
市場漲跌家數			
上漲	95	61	149
下跌	228	86	218
持平	92	168	536
市場指標			
P/E	14.04	16.15	27.34
總市值 (兆盾)	5,214	327	1,422
股息殖利 ²	2.22%	3.06%	4.25%

資料源: Bloomberg - YSVN

VNINDEX



HNIINDEX



市場走勢

大型股的謹慎需求導致市場在交易日走弱復甦並收跌。VN-Index 在連續第三次下跌，止於 1270.6 點，並下跌 0.59%。HNX-Index 下跌 0.29%，Upcom-Index 下跌 0.34%。三大市場的交易額均減少至 15 兆 4,260 億越南盾。

銀行股擴散下跌，其中 MBB、ACB、CTG、HDB、STB、SSB、TCB、TPB 下跌超 1%。此外，VNM、GVR 和 BCM 也處於負面的走勢。相反，GAS、PLX、POW 則是逆市而行。

整盤市場出現分化，一些行業股出現積極上漲，如鋼鐵（HSG、NKG）、油氣（PVD、GAS、PLX、PVC、PVS、PVB）或商業房地產股也逐漸出現積極走勢。（0.97%）、LDG（3.05%）或 KBC、HDG、NTL、KDH 小幅上漲。

外資反轉賣超 7,080 億越南盾，其中 VHM（2,310 億）、SGB（750 億）、VRE（620 億）在拋售最多的股票。相反，TCB（340 億）、TPB（340 億）、VCI（260 億）在買超方面的榜首。

市場短期觀點

我們認為市場可能會在本周的首個交易日出現復甦期。同時，短期技術指標大幅下跌至超賣區域，因此我們預期在未來的幾個交易日可能會出現技術性復甦，尤其是市場出現進入短期調整期的跡象，因此市場可能會在各類股票之間出現分化。現金流可能仍主要集中於金融股（銀行股和證券股）。此外，短期情緒指標持續下降，顯示投資者對當前市場走勢持續持悲觀態度。

大盤的短期走勢仍維持中性。因此，我們建議投資者繼續重組短期投資組合，以降低股票比例至 40-50%。

從周線圖來看，VN-Index 比前一周收盤下跌 1.6%，交易量微有增加。同時，VN-Index 的價格走勢圖仍處於上漲三角形模型，顯示中期上漲趨勢可能仍持續，中期風險仍較低。此外，情緒指標保持平衡，中期趨勢維持上漲。因此，我們建議投資者在中長期投資組合繼續持有高比例的股票。

請在 <https://ysraar.yuanta.com.vn/>查看有關股票的信號。

We Create Fortune

技術分析圖



指數技術分析圖 VN-Index



指數技術分析圖 HNX-Index

指數	短期趨勢	中期趨勢	阻力區 1	阻力區 2	支撐區 1	支撐區 2
VN-Index	中性	上漲	1300	1330	870	800
HNX-Index	中性	上漲	260	306	189	160
VN30	中性	上漲	1336	1350	980	960
VNMidcaps	下跌	上漲	1280	1250	963	900
VNSmallcaps	中性	上漲	1250	1250	804	750



We Create Fortune

胡志明市交易所 (HSX)

	收盤	漲跌%
VNI	1270.6	-0.59%
VN30	1336.21	-0.76%
VN Mid	1901.93	-0.41%
VN Small	1400.73	-0.70%

河內交易所 (HSX)

	收盤	漲跌%
HNI	232.67	-0.29%
HN30	507	-0.51%
VNX AllSh	1324.52	-0.64%

UPCOM 市場 (UPCoM)

	收盤	漲跌%
UPCoM	92.37	-0.34%

外資交易	成交值 (Bil.VND)
買進	964.19
賣出	1535.86
買超/賣超	-571.67

外資交易	成交值 (Bil.VND)
買進	49.03
賣出	83.71
買超/賣超	-34.68

外資交易	成交值 (Bil.VND)
買進	3.46
賣出	103.79
買超/賣超	-100.33

上漲排名/ 股碼	漲跌(VND)	漲跌%
NO1	570	6.60%
HAG	650	6.16%
LDG	60	3.05%
TDC	180	1.86%
PVD	450	1.65%

上漲排名/ 股碼	漲跌(VND)	漲跌%
HVT	5700	6.93%
NRC	200	6.90%
GKM	600	6.12%
PVB	800	2.70%
C69	200	2.60%

上漲排名/ 股碼	漲跌(VND)	漲跌%
SGP	1354	5.31%
HIO	560	5.09%
OIL	83	0.65%
HVA	35	0.54%
HNG	12	0.27%

下跌排名/ 股碼	漲跌(VND)	漲跌%
TTF	-150	-4.70%
PSH	-220	-4.40%
NCT	-4400	-3.86%
DLG	-70	-3.78%
TCO	-650	-3.70%

下跌排名/ 股碼	漲跌(VND)	漲跌%
MCO	-1500	-9.93%
API	-600	-6.98%
VFS	-600	-4.41%
AAV	-200	-3.23%
TNG	-700	-2.76%

下跌排名/ 股碼	漲跌(VND)	漲跌%
SDT	-541	-12.02%
POM	-210	-7.00%
BCR	-200	-3.45%
DRI	-375	-3.00%
BVB	-284	-2.35%

*GTVH > 500 tỷ đồng, GTDG > 1.5 tỷ đồng

市值排名/ 股碼	Bil.VND
VCB	517,549,851
BID	282,171,577
FPT	195,700,041
CTG	194,393,701
VHM	181,141,688

市值排名/ 股碼	Bil.VND
PVS	19,501,025
IDC	18,875,996
MBS	17,341,483
HUT	14,547,945
THD	13,628,999

市值排名/ 股碼	Bil.VND
ACV	224,443,590
VGI	195,467,468
MCH	143,639,152
BSR	74,585,619
VEA	58,079,190

交易量排名/ 股碼	成交值	30 日均
VPB	34,490,701	30,512,014
TPB	21,735,401	21,638,039
TCB	21,449,400	21,913,697
SHB	19,901,504	24,174,437
MBB	19,069,300	21,529,019

交易量排名/ 股碼	成交值	30 日均
PVS	265,691,590,700	2,699,728
SHS	80,988,481,000	11,912,704
MBS	113,543,101,000	3,763,064
CEO	53,080,753,300	5,202,009
HUT	41,229,203,400	2,818,060

交易量排 名/股碼	成交值	30 日均
HNG	9,431,604,200	7,239,613
SGB	74,873,926,300	303,430
BSR	119,314,831,800	6,801,160
BVB	22,605,048,400	1,535,529
POM	4,011,747,600	316,064

資料源: Bloomberg & Yuanta Research

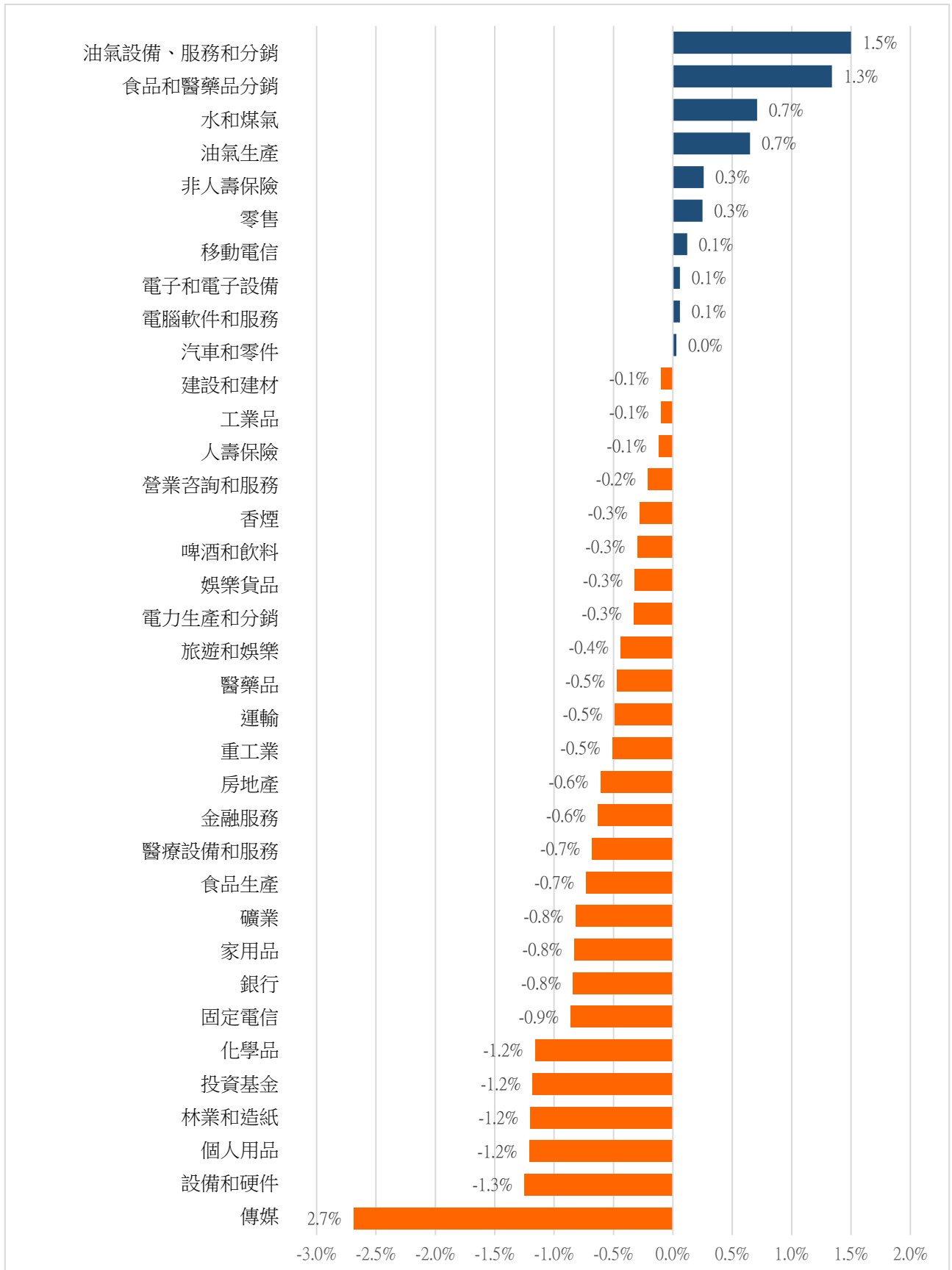
資料源: Bloomberg & Yuanta Research

資料源: Bloomberg & Yuanta Research



We Create Fortune

各行業板塊的交易走勢



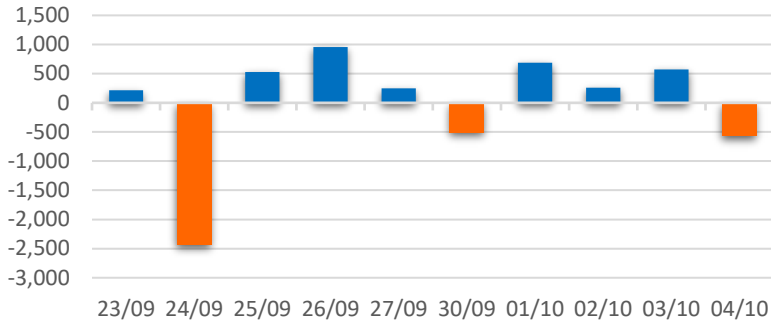
資料源: FinPro - YSVN



We Create Fortune

外資買進賣統計

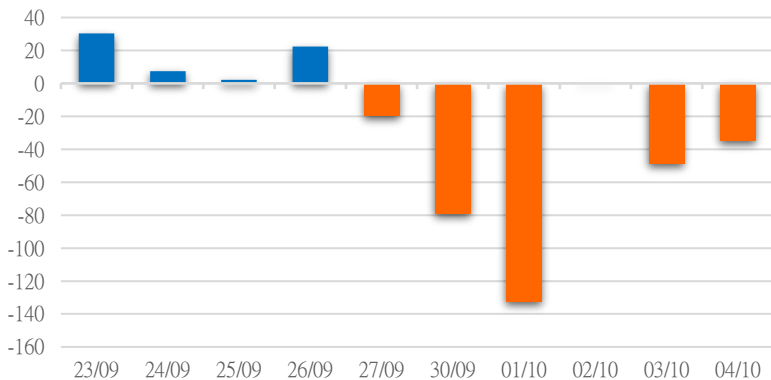
HSX 外資每日買/賣超



證券代碼	買超金額 (Mil.VND)	證券代碼	賣超金額 (Mil.VND)
TCB	33,964	VHM	-230,041
TPB	32,969	VRE	-62,125
VCI	25,689	VNM	-54,162
HSG	24,509	HDB	-50,052
PVD	23,512	PLX	-49,243

HSX 外資買/賣超的前 5 名

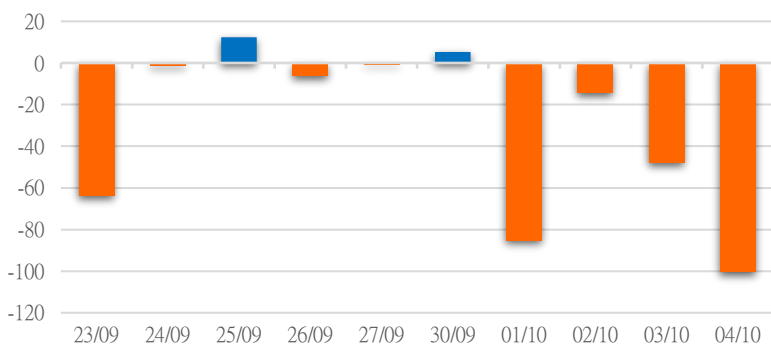
HNX 外資每日買/賣超



證券代碼	買超金額 (Mil.VND)	證券代碼	賣超金額 (Mil.VND)
PVS	10,607	IDC	-42,050
BVS	8,853	TNG	-10,688
MBS	8,686	SHS	-7,305
NTP	3,229	CEO	-4,886
VGS	2,706	DTD	-1,309

HNX 外資買/賣超的前 5 名

UPCOM 外資每日買/賣超



證券代碼	買超金額 (Mil.VND)	證券代碼	賣超金額 (Mil.VND)
ABI	222	SGB	-74,673
CSI	108	MCH	-19,211
TAL	91	VEA	-3,999
CNC	63	NTC	-1,807
MFS	58	ACV	-954

UPCOM 外資買/賣超的前 5 名

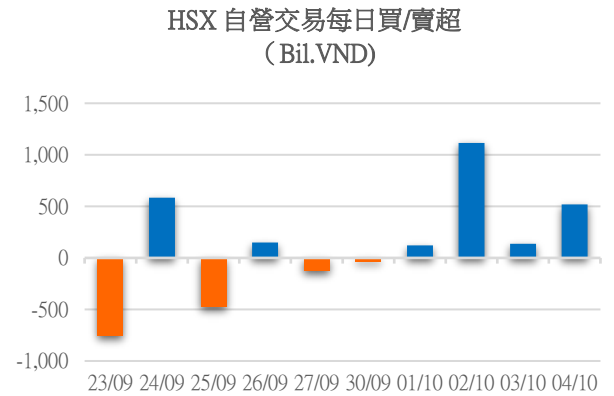
源: FiinPro - YSVN

We Create **Fortune**

自營統計

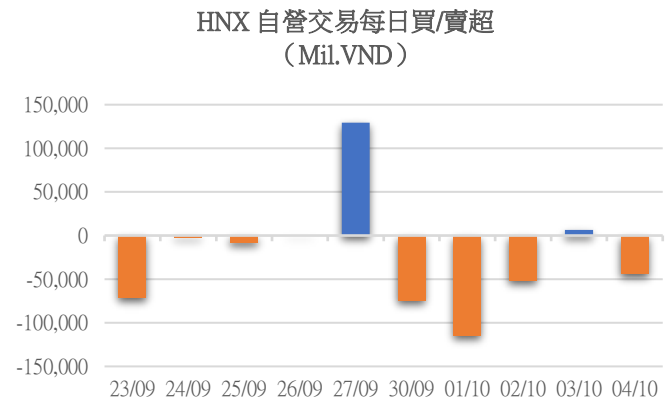
證券代碼	買超金額 (Mil.VND)	證券代碼	賣超金額 (Mil.VND)
MBB	62,027	HPG	24,242
STB	55,067	HCM	16,759
VPB	45,864	FUEVFNVD	10,411
VNM	42,723	TCH	9,766
FPT	37,658	GVR	3,128

HSX 自營交易最大前名



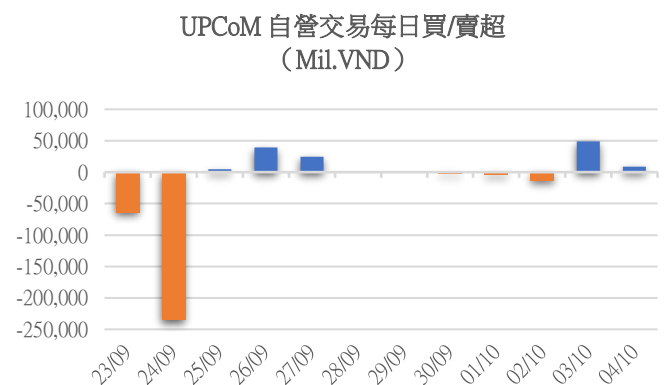
證券代碼	買超金額 (Mil.VND)	證券代碼	賣超金額 (Mil.VND)
IDC	14,833	DNP	53,630
MST	1,066	PVS	3,742
		VGS	2,288

HNX 自營交易最大前名



證券代碼	買超金額 (Mil.VND)	證券代碼	賣超金額 (Mil.VND)
MCH	5,953.28		
BSR	1,912.00		
APF	921.65		

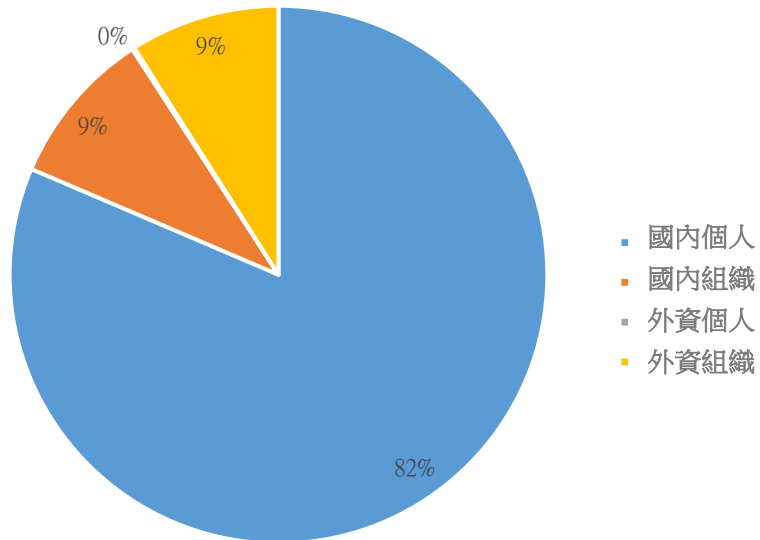
UPCoM 自營交易最大前名





We Create **Fortune**

越南證券市場投資人類別統計

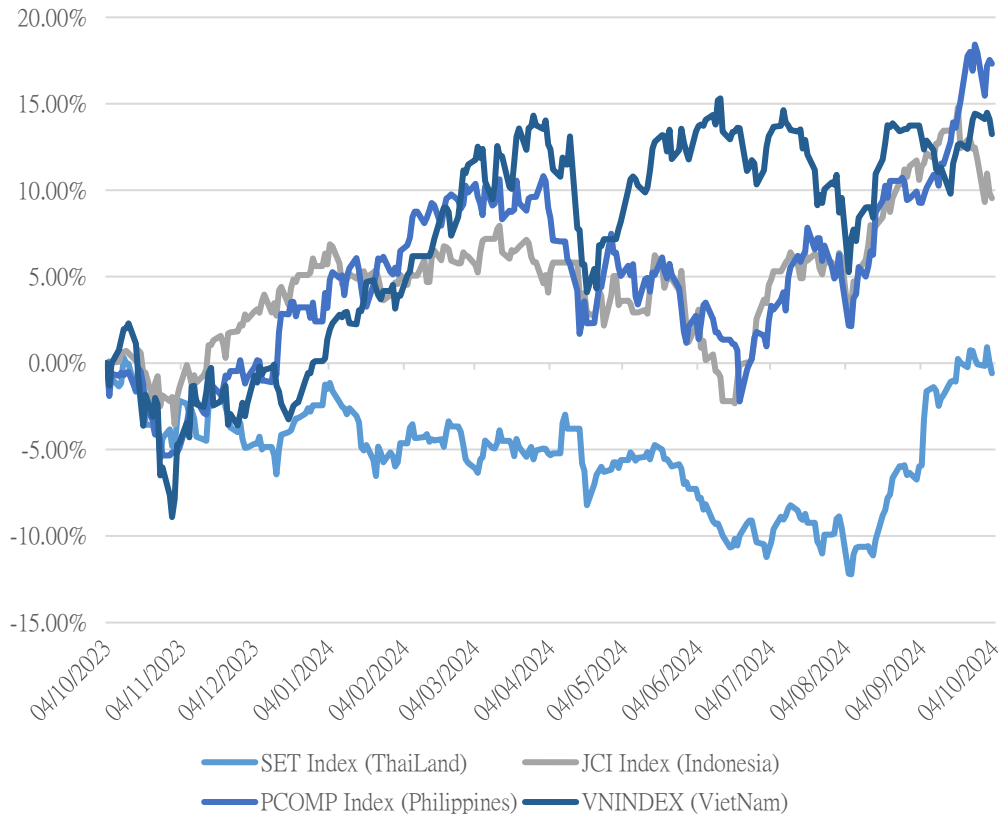


資料源: FiinPro - YSVN



We Create Fortune

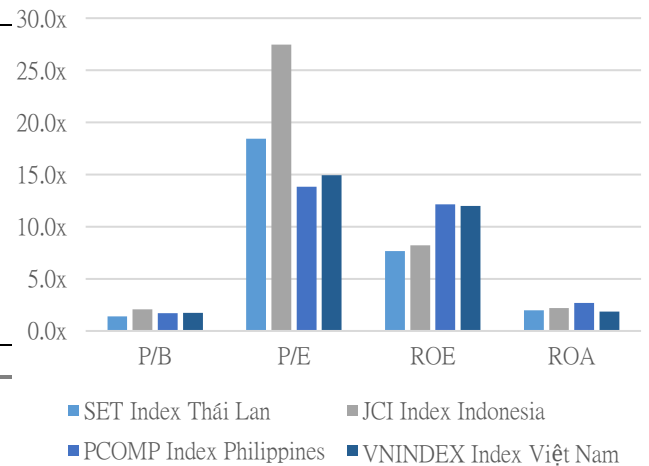
東南亞主要市場走勢比較



東南亞主要市場數據

		Thailand	Indonesia	Philippines	Vietnam
P/B		1.4x	2.1x	1.7x	1.7x
P/E		18.4x	27.5x	13.8x	14.9x
ROE	%	7.66	8.20	12.14	11.98
ROA	%	1.99	2.21	2.68	1.85
Vốn hóa	Tỷ USD	541.12	814.90	179.83	212.20
GTGD	Triệu USD	1.58	0.70	0.10	0.87
LS cổ tức	%	3.26	3.12	2.55	1.82

源: Bloomberg & YSVN



■ SET Index Thái Lan ■ JCI Index Indonesia
■ PCOMP Index Philippines ■ VNINDEX Index Việt Nam



We Create **Fortune**

元大證券（越南）公司

個人客戶分析部

Nguyễn Th ệ Minh
研究分析經理
+84 28 3622 6868 ext 3826
minh.nguyen@yuanta.com.vn

Lý Thị Hi ệ n
研究分析主管
+84 28 3622 6868 ext 3908
hien.ly@yuanta.com.vn

Quách Đức Khánh
研究分析副主管
+84 28 3622 6868 ext 3833
khanh.quach@yuanta.com.vn

Khổng Hữu Hiệp
高級分析專員
+84 28 3622 6868 ext 3912
hiiep.khong@yuanta.com.vn

Nguyễn Trịnh Ngọc Hồng
高級分析專員
+84 28 3622 6868 ext 3832
hong.nguyen@yuanta.com.vn

Phạm Tấn Phát
高級分析專員
+84 28 3622 6868 ext 3880
phat.pham@yuanta.com.vn

個人客戶業務部

Phạm Đắc Thành
北部營業中心經理
+84 28 3622 6868 ext 3416
thanh.pham@yuanta.com.vn

Võ Thị Thu Thủy
平陽分行經理
+84 28 3622 6868 ext 3505
thuy.vo@yuanta.com.vn

Lương Kỳ Ty
堤岸分行經理
+84 28 3622 6868 ext 3653
ty.luong@yuanta.com.vn

Bùi Quốc Phong
同奈分行經理
+84 28 3622 6868 ext 3701
phong.bui@yuanta.com.vn

Võ Đình Tuấn
峴港分行經理
+84 28 3622 6868 ext 3301
tuan.vo@yuanta.com.vn

Nguyễn Việt Quang
河內分行經理
+84 28 3622 6868 ext 3404
quang.nguyen@yuanta.com.vn

Đinh Thị Thu Cúc
頭頓分行經理
+84 28 3622 6868 ext 3203
cuc.dinh@yuanta.com.vn



We Create **Fortune**

Appendix A: Important Disclosures

Analyst Certification

Each research analyst primarily responsible for the content of this research report, in whole or in part, certifies that with respect to each security or issuer that the analyst covered in this report: (1) all of the views expressed accurately reflect his or her personal views about those securities or issuers; and (2) no part of his or her compensation was, is, or will be, directly or indirectly, related to the specific recommendations or views expressed by that research analyst in the research report.

Ratings Definitions

BUY: We have a positive outlook on the stock based on our expected absolute or relative return over the investment period. Our thesis is based on our analysis of the company's outlook, financial performance, catalysts, valuation and risk profile. We recommend investors add to their position.

HOLD-Outperform: In our view, the stock's fundamentals are relatively more attractive than peers at the current price. Our thesis is based on our analysis of the company's outlook, financial performance, catalysts, valuation and risk profile.

HOLD-Underperform: In our view, the stock's fundamentals are relatively less attractive than peers at the current price. Our thesis is based on our analysis of the company's outlook, financial performance, catalysts, valuation and risk profile.

SELL: We have a negative outlook on the stock based on our expected absolute or relative return over the investment period. Our thesis is based on our analysis of the company's outlook, financial performance, catalysts, valuation and risk profile. We recommend investors reduce their position.

Under Review: We actively follow the company, although our estimates, rating and target price are under review.

Restricted: The rating and target price have been suspended temporarily to comply with applicable regulations and/or Yuanta policies.

Note: Yuanta research coverage with a Target Price is based on an investment period of 12 months. Greater China Discovery Series coverage does not have a formal 12 month Target Price and the recommendation is based on an investment period specified by the analyst in the report.

Global Disclaimer

© 2018 Yuanta. All rights reserved. The information in this report has been compiled from sources we believe to be reliable, but we do not hold ourselves responsible for its completeness or accuracy. It is not an offer to sell or solicitation of an offer to buy any securities. All opinions and estimates included in this report constitute our judgment as of this date and are subject to change without notice.

This report provides general information only. Neither the information nor any opinion expressed herein constitutes an offer or invitation to make an offer to buy or sell securities or other investments. This material is prepared for general circulation to clients and is not intended to provide tailored investment advice and does not take into account the individual financial situation and objectives of any specific person who may receive this report. Investors should seek financial advice regarding the appropriateness of investing in any securities, investments or investment strategies discussed or recommended in this report. The information contained in this report has been compiled from sources believed to be reliable but no representation or warranty, express or implied, is made as to its accuracy, completeness or correctness. This report is not (and should not be construed as) a solicitation to act as securities broker or dealer in any jurisdiction by any person or company that is not legally permitted to carry on such business in that jurisdiction.

Yuanta research is distributed in the United States only to Major U.S. Institutional Investors (as defined in Rule 15a-6 under the Securities Exchange Act of 1934, as amended and SEC staff interpretations thereof). All transactions by a US person in the securities mentioned in this report must be effected through a registered broker-dealer under Section 15 of the Securities Exchange Act of 1934, as amended. Yuanta research is distributed in Taiwan by Yuanta Securities Investment Consulting. Yuanta research is distributed in Hong Kong by Yuanta Securities (Hong Kong) Co. Limited, which is licensed in Hong Kong by the Securities and Futures Commission for regulated activities, including Type 4 regulated activity (advising on securities). In Hong Kong, this research report may not be redistributed, retransmitted or disclosed, in whole or in part or and any form or manner, without the express written