

當日市場：證券股出現獲利壓力

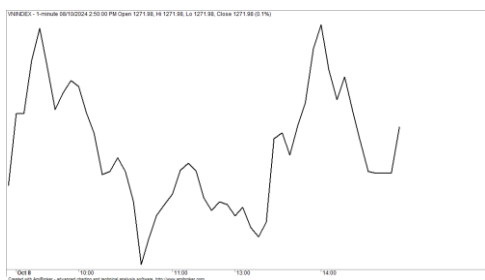
2024/10/09

市場走勢

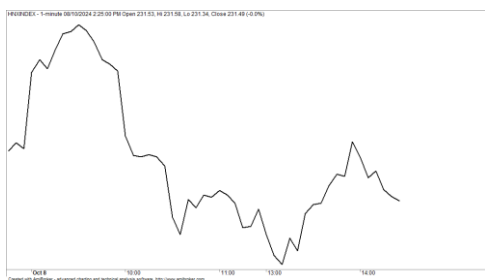
市場指數	VNI	HNI	UPCOM
收盤	1,271.98	231.52	92.45
%日	0.16%	-0.41%	-0.03%
%週	-1.56%	-1.92%	-0.89%
%月	-0.16%	-1.33%	-0.99%
%年	12.71%	0.46%	6.02%
<b>成交值(Bil.VND)</b>			
當日	15,697	1,440	541
日均量/週	16,426	1,251	651
日均量/月	16,376	1,195	669
<b>外資進出</b>			
買進	1,469.09	29.04	19.52
賣出	1,585.11	142.08	15.47
買賣超	-116.03	-113.05	4.05
<b>市場漲跌家數</b>			
上漲	149	69	142
下跌	149	80	143
持平	117	166	618
<b>市場指標</b>			
P/E	14.03	16.15	27.40
總市值 (兆盾)	5,211	327	1,423
股息殖利 <sup>2</sup>	2.24%	3.05%	4.23%

資料源: Bloomberg - YSVN

VNINDEX



HNIINDEX



市場走勢

隨著市場情緒回歸，市場在當日的交易日橫盤整理。市場在交易日有所復甦，但在各類股票之間缺乏同步和擴散。這導致上漲勢頭在接近尾盤的交易日收窄，VN-Index 收盤小幅上漲 0.16%，止於 1,271.98 點。HNX-Index 下跌 0.41%，Upcom-Index 下跌 0.03%。3 大市場的交易額均增加至 17 兆 6,780 億越南盾。

證券股再次獲利如 HCM、ORS、FTS、VDS、BSI 下跌超過 1%。銀行股在 LPB (4.88%)、HDB (1.3%)、TCB (1.04%) 等積極走勢。同時，鋼鐵股也更樂觀，其中 HPG (2.08%)、HSG (1.43%)、NKG (1.38%)。相反，MWG (-1.66%) 在近連續第 6 個交易日下跌後被強勁拋售。

一些有故事的個股如 DBD、BMC 在這兩家企業即將實施國有資本撤資程序時漲停。此外，CTI 和 BMP 漲停，而 PSH (-6.74%) 相當下跌。

外資在連續第三個交易日賣超，價值超過 2,250 億越南盾，並集中在 MWG (1,210 億)、STB (640 億)、BMP (630 億)。相反，TCB (1,390 億)、HPG (1,370 億)、LPB (830 億) 在買超方面的榜首。

市場短期觀點

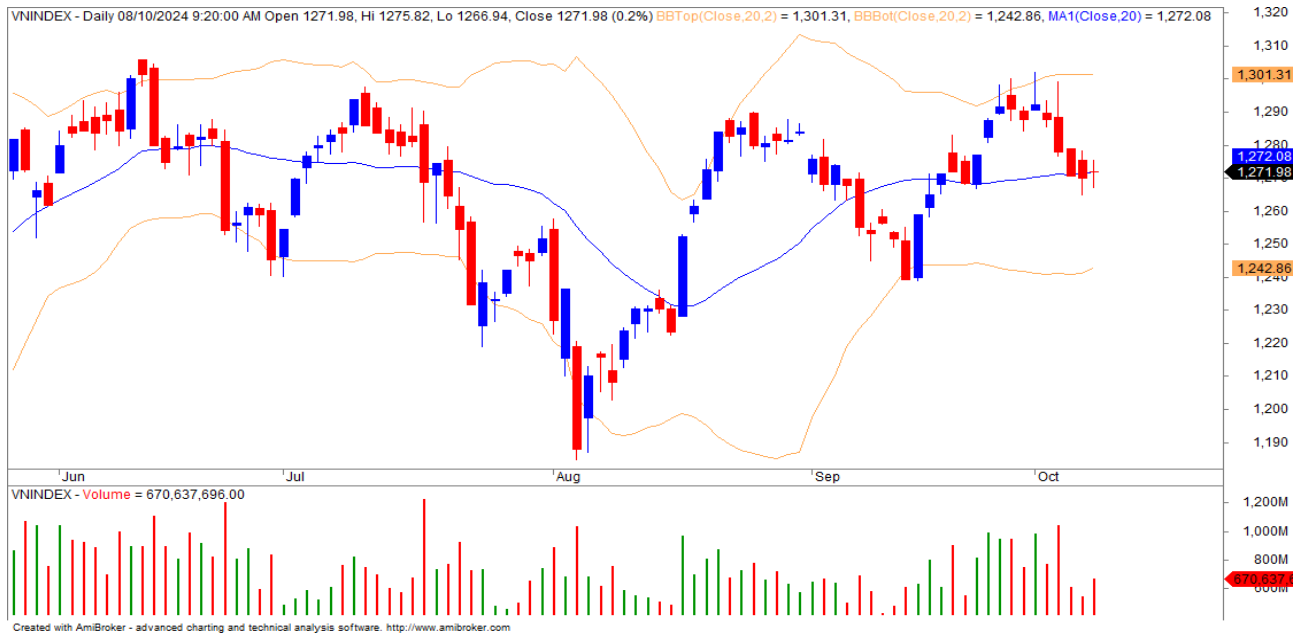
我們認為市場可能會在下一交易日繼續復甦。然而，市場在 2024 年 10 月 8 日的交易日處於平衡的交易狀態，顯示投資者對當前市場走勢仍出現猶豫態度，尤其是市場仍處於短期調整階段，因此市場可能會在未來的幾個交易日繼續橫盤整理，交易量較低。此外，現金流量仍主要集中在 VN30 中的股票和金融股，顯示現金流量仍尚未退出市場的跡象。

大盤的短期走勢仍維持中性。因此，我們建議投資者在短期投資組合繼續持有 40-50% 的股票比例，並在此期間暫時不應買進新股。

請在 <https://ysraar.yuanta.com.vn/> 查看有關股票的信號。

We Create Fortune

技術分析圖



指數技術分析圖 VN-Index



指數技術分析圖 HNX-Index

指數	短期趨勢	中期趨勢	阻力區 1	阻力區 2	支撐區 1	支撐區 2
VN-Index	中性	上漲	1300	1330	870	800
HNX-Index	中性	上漲	260	306	189	160
VN30	中性	上漲	1336	1350	980	960
VNMidcaps	下跌	上漲	1280	1250	963	900
VNSmallcaps	中性	上漲	1250	1250	804	750

We Create Fortune

胡志明市交易所 (HSX)

	收盤	漲跌%
VNI	1271.98	0.16%
VN30	1339.05	0.27%
VN Mid	1918.22	0.41%
VN Small	1407.67	0.30%

河內交易所 (HSX)

	收盤	漲跌%
HNI	231.52	-0.41%
HN30	504.04	-0.82%
VNX AllSh	1330.22	0.32%

UPCOM 市場 (UPCoM)

	收盤	漲跌%
UPCoM	92.45	-0.03%

外資交易	成交值 (Bil.VND)
買進	1469.09
賣出	1585.11
買超/賣超	-116.03

外資交易	成交值 (Bil.VND)
買進	29.04
賣出	142.08
買超/賣超	-113.05

外資交易	成交值 (Bil.VND)
買進	19.52
賣出	15.47
買超/賣超	4.05

上漲排名/股碼	漲跌(VND)	漲跌%
DBD	3150	6.98%
BMP	7900	6.95%
CTI	1050	6.95%
ACC	900	6.84%
BMC	1400	6.83%

上漲排名/股碼	漲跌(VND)	漲跌%
NTP	2000	3.36%
VGS	800	2.14%
PVI	700	1.54%
TVC	100	1.00%
DTD	200	0.82%

上漲排名/股碼	漲跌(VND)	漲跌%
NTC	7411	4.01%
BCR	183	3.21%
HNG	102	2.27%
VCP	348	1.57%
DSC	356	1.56%

下跌排名/股碼	漲跌(VND)	漲跌%
PSH	-300	-6.74%
D2D	-3150	-6.54%
HTN	-370	-4.21%
ORS	-550	-3.69%
VDS	-750	-3.34%

下跌排名/股碼	漲跌(VND)	漲跌%
GKM	-900	-9.57%
SRA	-300	-8.57%
AMV	-200	-7.14%
MBS	-1700	-5.36%
DDG	-100	-3.45%

下跌排名/股碼	漲跌(VND)	漲跌%
LTG	-1138	-8.43%
BGE	-652	-5.67%
SDT	-198	-5.08%
VEF	-4618	-2.23%
HBC	-97	-1.87%

\*GTVH > 500 tỷ đồng, GTDG > 1.5 tỷ đồng

市值排名/股碼	Bil.VND
VCB	514,196,396
BID	279,606,381
FPT	195,846,086
CTG	192,245,705
VHM	179,399,941

市值排名/股碼	Bil.VND
PVS	20,074,584
IDC	18,611,996
MBS	17,341,483
HUT	14,547,945
THD	13,551,999

市值排名/股碼	Bil.VND
ACV	222,460,388
VGI	195,117,429
MCH	144,019,587
BSR	74,808,855
VEA	57,923,721

交易量排名/股碼	成交值	30 日均
HPG	38,318,987	23,812,392
VIX	37,947,000	22,299,602
TPB	32,029,800	23,605,826
VPB	28,138,200	32,217,709
SHB	20,413,103	24,654,761

交易量排名/股碼	成交值	30 日均
MBS	430,484,943,700	3,925,834
SHS	178,382,666,000	12,876,386
PVS	207,850,145,500	2,966,928
CEO	56,941,559,600	4,940,233
HUT	50,653,095,700	2,931,096

交易量排名/股碼	成交值	30 日均
BSR	154,738,767,400	6,967,586
BCR	25,864,555,500	1,783,369
HNG	14,430,182,900	0
BVB	26,396,195,100	1,631,576
BGE	375,603,000	154,134

資料源: Bloomberg & Yuanta Research

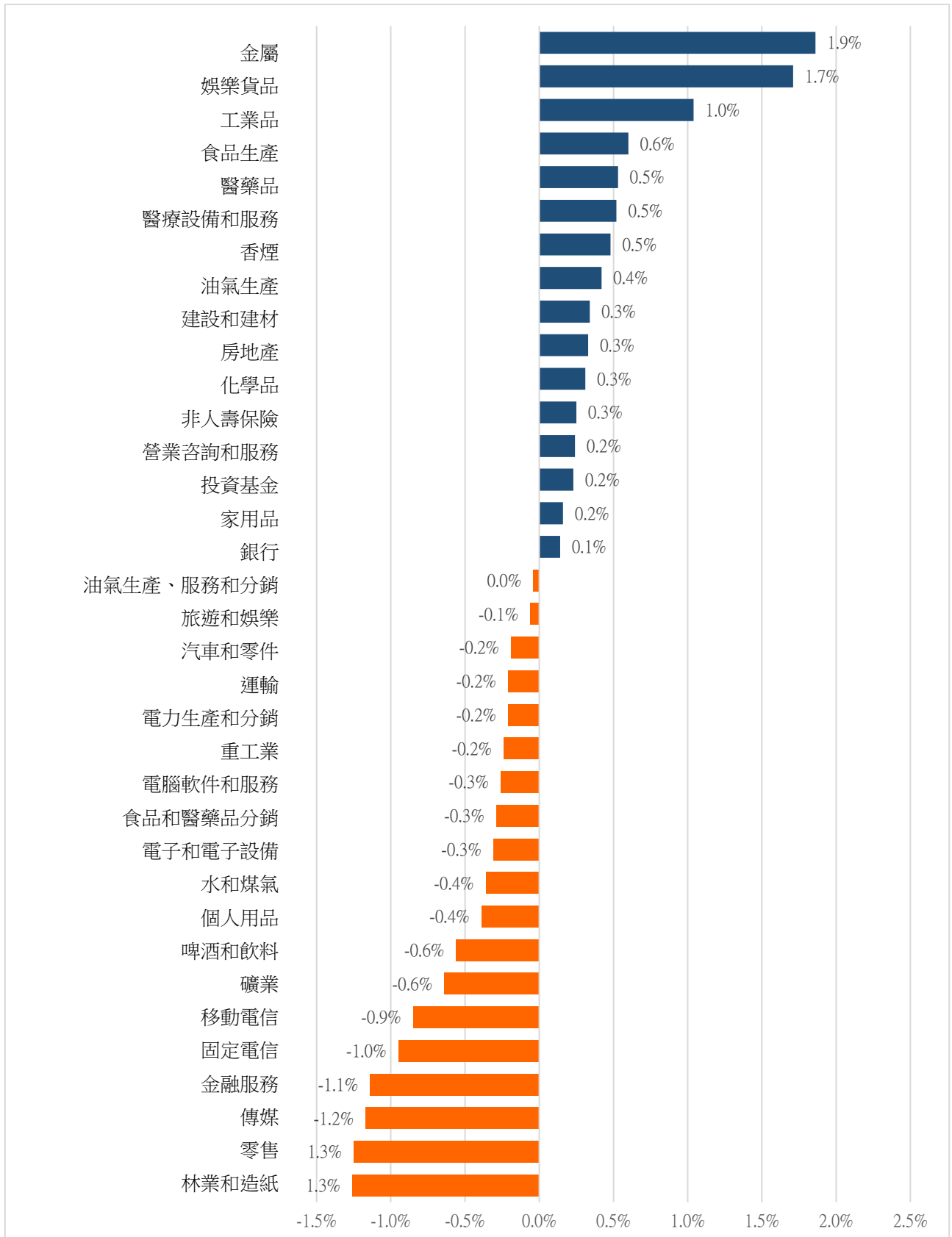
資料源: Bloomberg & Yuanta Research

資料源: Bloomberg & Yuanta Research



We Create Fortune

### 各行業板塊的交易走勢



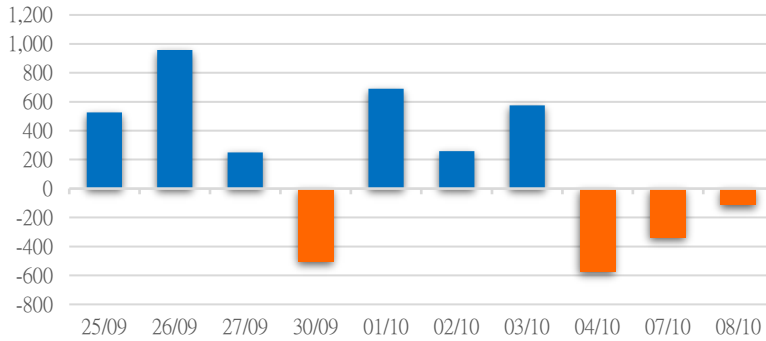
資料源: FiinPro - YSVN



We Create Fortune

## 外資買進賣統計

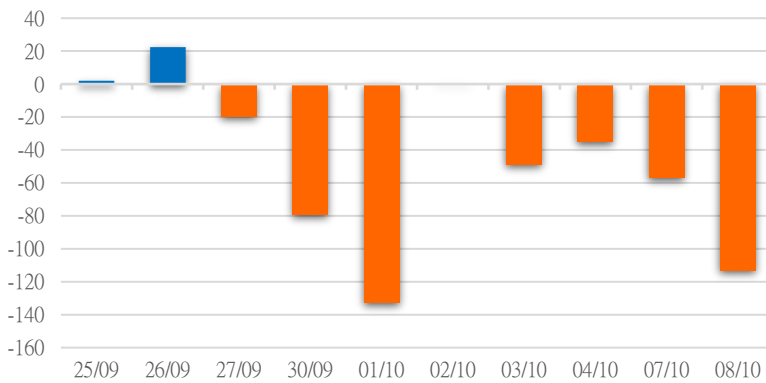
HSX 外資每日買/賣超



證券代碼	買超金額 (Mil. VND)	證券代碼	賣超金額 (Mil. VND)
TCB	138,752	MWG	-120,981
HPG	136,646	BMP	-64,873
LPB	83,442	STB	-63,435
VNM	57,356	FPT	-53,794
HAH	36,956	VPB	-37,752

HSX 外資買/賣超的前 5 名

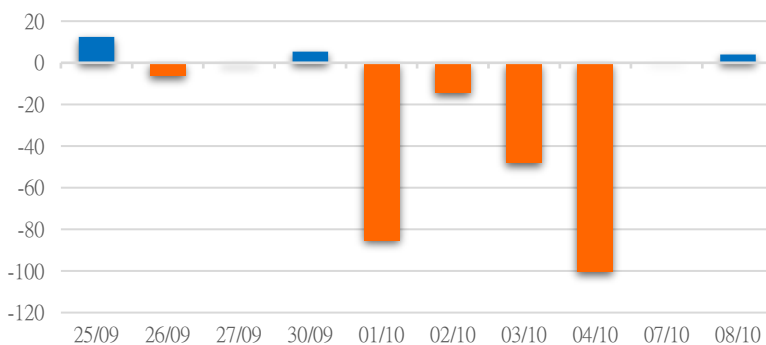
HNX 外資每日買/賣超



證券代碼	買超金額 (Mil. VND)	證券代碼	賣超金額 (Mil. VND)
PVI	4,632	PVS	-28,086
HUT	1,559	SHS	-26,655
VC3	951	IDC	-24,112
VGS	551	MBS	-22,403
NFC	156	TNG	-7,757

HNX 外資買/賣超的前 5 名

UPCOM 外資每日買/賣超



證券代碼	買超金額 (Mil. VND)	證券代碼	賣超金額 (Mil. VND)
ACV	6,918	LTG	-6,728
MCH	4,496	QTP	-1,312
VEA	1,327	PAT	-592
BSR	244	NTC	-171
BLI	51	ABI	-105

UPCOM 外資買/賣超的前 5 名

源: FiinPro - YSVN

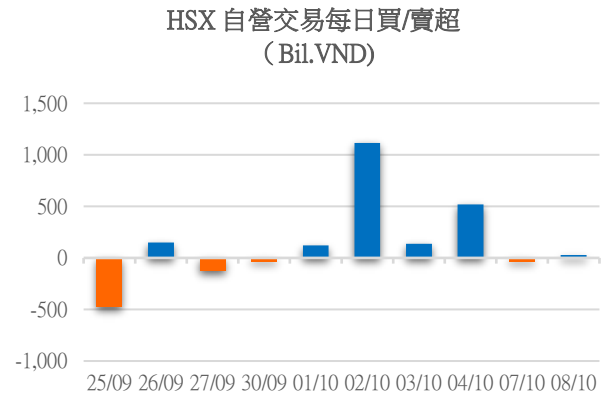


We Create Fortune

自營統計

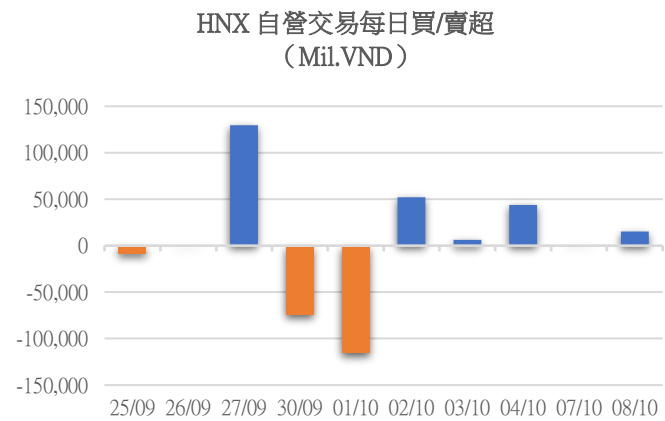
證券代碼	買超金額 (Mil.VND)	證券代碼	賣超金額 (Mil.VND)
MWG	87,570	VIX	110,743
EIB	56,127	ACB	27,308
NTL	18,961	VIB	22,441
MBB	18,756	TCB	20,148
DGC	17,262	VNM	17,195

HSX 自營交易最大前名



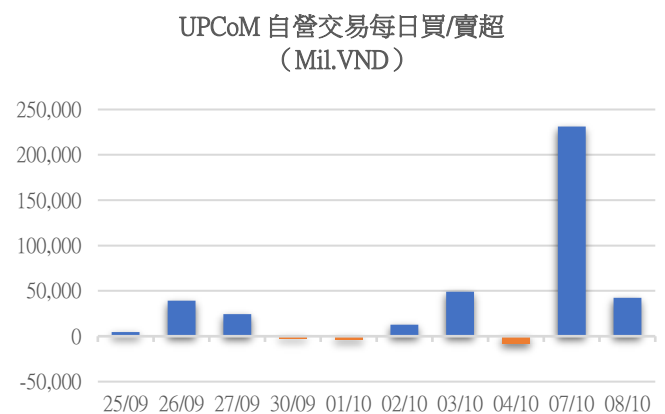
證券代碼	買超金額 (Mil.VND)	證券代碼	賣超金額 (Mil.VND)
IDC	13,918	VGS	383
MBS	1,520		

HNX 自營交易最大前名



證券代碼	買超金額 (Mil.VND)	證券代碼	賣超金額 (Mil.VND)
BSR	36,499.50		
MCH	5,971.56		

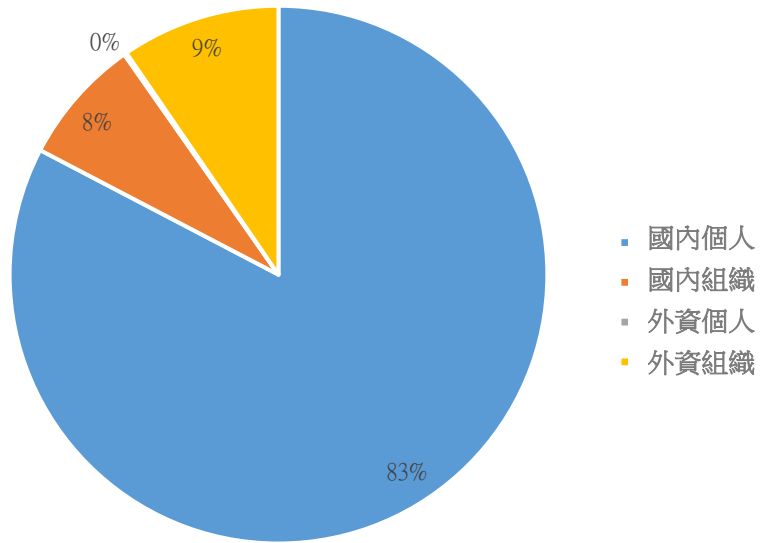
UPCoM 自營交易最大前名





We Create **Fortune**

### 越南證券市場投資人類別統計

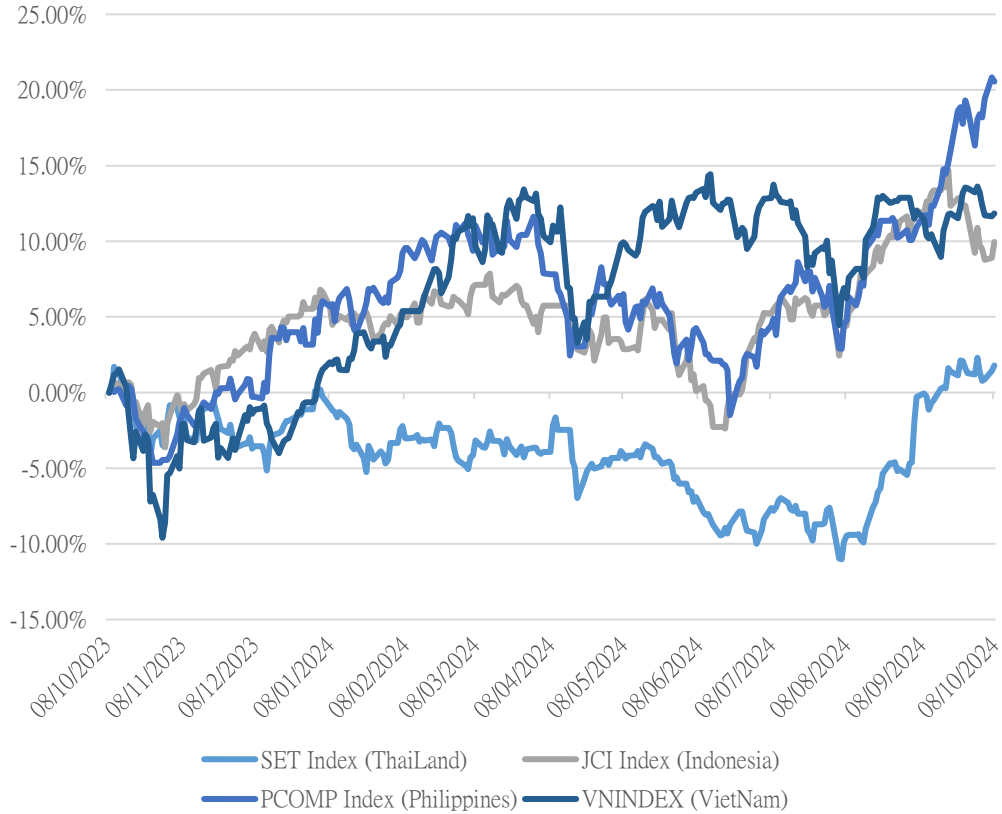


資料源: FiinPro - YSVN



We Create Fortune

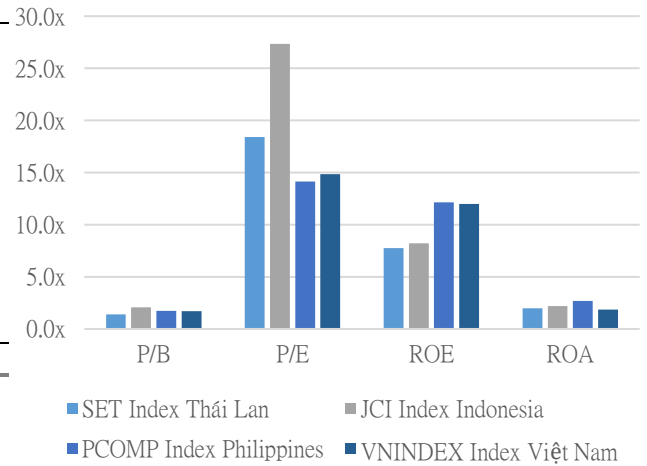
### 東南亞主要市場走勢比較



### 東南亞主要市場數據

		Thailand	Indonesia	Philippines	Vietnam
P/B		1.4x	2.1x	1.7x	1.7x
P/E		18.4x	27.3x	14.1x	14.8x
ROE	%	7.76	8.20	12.14	11.98
ROA	%	1.99	2.21	2.68	1.85
Vốn hóa	Tỷ USD	536.86	802.84	181.81	210.11
GTGD	Triệu USD	1.32	0.70	0.11	0.43
LS cổ tức	%	3.24	3.08	2.52	1.81

源: Bloomberg & YSVN







We Create **Fortune**

## 元大證券（越南）公司

### 個人客戶分析部

**Nguyễn Th ệ Minh**  
研究分析經理  
+84 28 3622 6868 ext 3826  
minh.nguyen@yuantan.com.vn

**Lý Thị Hi ệ n**  
研究分析主管  
+84 28 3622 6868 ext 3908  
hien.ly@yuantan.com.vn

**Quách Đức Khánh**  
研究分析副主管  
+84 28 3622 6868 ext 3833  
khanh.quach@yuantan.com.vn

**Khổng Hữu Hiệp**  
高級分析專員  
+84 28 3622 6868 ext 3912  
hiiep.khong@yuantan.com.vn

**Nguyễn Trịnh Ngọc Hồng**  
高級分析專員  
+84 28 3622 6868 ext 3832  
hong.nguyen@yuantan.com.vn

**Phạm Tấn Phát**  
高級分析專員  
+84 28 3622 6868 ext 3880  
phat.pham@yuantan.com.vn

### 個人客戶業務部

**Phạm Đắc Thành**  
北部營業中心經理  
+84 28 3622 6868 ext 3416  
thanh.pham@yuantan.com.vn

**Võ Thị Thu Thủy**  
平陽分行經理  
+84 28 3622 6868 ext 3505  
thuy.vo@yuantan.com.vn

**Lương Kỳ Ty**  
堤岸分行經理  
+84 28 3622 6868 ext 3653  
ty.luong@yuantan.com.vn

**Bùi Quốc Phong**  
同奈分行經理  
+84 28 3622 6868 ext 3701  
phong.bui@yuantan.com.vn

**Võ Đình Tuấn**  
峴港分行經理  
+84 28 3622 6868 ext 3301  
tuan.vo@yuantan.com.vn

**Nguyễn Việt Quang**  
河內分行經理  
+84 28 3622 6868 ext 3404  
quang.nguyen@yuantan.com.vn

**Đinh Thị Thu Cúc**  
頭頓分行經理  
+84 28 3622 6868 ext 3203  
cuc.dinh@yuantan.com.vn



We Create **Fortune**

## Appendix A: Important Disclosures

### Analyst Certification

Each research analyst primarily responsible for the content of this research report, in whole or in part, certifies that with respect to each security or issuer that the analyst covered in this report: (1) all of the views expressed accurately reflect his or her personal views about those securities or issuers; and (2) no part of his or her compensation was, is, or will be, directly or indirectly, related to the specific recommendations or views expressed by that research analyst in the research report.

### Ratings Definitions

**BUY:** We have a positive outlook on the stock based on our expected absolute or relative return over the investment period. Our thesis is based on our analysis of the company's outlook, financial performance, catalysts, valuation and risk profile. We recommend investors add to their position.

**HOLD-Outperform:** In our view, the stock's fundamentals are relatively more attractive than peers at the current price. Our thesis is based on our analysis of the company's outlook, financial performance, catalysts, valuation and risk profile.

**HOLD-Underperform:** In our view, the stock's fundamentals are relatively less attractive than peers at the current price. Our thesis is based on our analysis of the company's outlook, financial performance, catalysts, valuation and risk profile.

**SELL:** We have a negative outlook on the stock based on our expected absolute or relative return over the investment period. Our thesis is based on our analysis of the company's outlook, financial performance, catalysts, valuation and risk profile. We recommend investors reduce their position.

**Under Review:** We actively follow the company, although our estimates, rating and target price are under review.

**Restricted:** The rating and target price have been suspended temporarily to comply with applicable regulations and/or Yuanta policies.

Note: Yuanta research coverage with a Target Price is based on an investment period of 12 months. Greater China Discovery Series coverage does not have a formal 12 month Target Price and the recommendation is based on an investment period specified by the analyst in the report.

### Global Disclaimer

© 2018 Yuanta. All rights reserved. The information in this report has been compiled from sources we believe to be reliable, but we do not hold ourselves responsible for its completeness or accuracy. It is not an offer to sell or solicitation of an offer to buy any securities. All opinions and estimates included in this report constitute our judgment as of this date and are subject to change without notice.

This report provides general information only. Neither the information nor any opinion expressed herein constitutes an offer or invitation to make an offer to buy or sell securities or other investments. This material is prepared for general circulation to clients and is not intended to provide tailored investment advice and does not take into account the individual financial situation and objectives of any specific person who may receive this report. Investors should seek financial advice regarding the appropriateness of investing in any securities, investments or investment strategies discussed or recommended in this report. The information contained in this report has been compiled from sources believed to be reliable but no representation or warranty, express or implied, is made as to its accuracy, completeness or correctness. This report is not (and should not be construed as) a solicitation to act as securities broker or dealer in any jurisdiction by any person or company that is not legally permitted to carry on such business in that jurisdiction.

Yuanta research is distributed in the United States only to Major U.S. Institutional Investors (as defined in Rule 15a-6 under the Securities Exchange Act of 1934, as amended and SEC staff interpretations thereof). All transactions by a US person in the securities mentioned in this report must be effected through a registered broker-dealer under Section 15 of the Securities Exchange Act of 1934, as amended. Yuanta research is distributed in Taiwan by Yuanta Securities Investment Consulting. Yuanta research is distributed in Hong Kong by Yuanta Securities (Hong Kong) Co. Limited, which is licensed in Hong Kong by the Securities and Futures Commission for regulated activities, including Type 4 regulated activity (advising on securities). In Hong Kong, this research report may not be redistributed, retransmitted or disclosed, in whole or in part or and any form or manner, without the express written