

當日市場：VN-Index 創下 2024 年 9 月底以來的最大漲幅

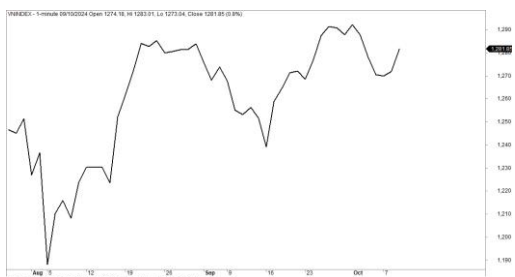
2024/10/10

市場走勢

市場指數	VNI	HNI	UPCOM
收盤	1,281.85	231.77	92.45
%日	0.78%	0.11%	0.00%
%週	-0.47%	-1.40%	-0.89%
%月	1.11%	-0.72%	-0.59%
%年	12.70%	-0.76%	6.40%
成交值(Bil.VND)			
當日	17,039	906	760
日均量/週	16,293	1,201	678
日均量/月	16,620	1,185	682
外資進出			
買進	2,276.61	53.27	42.66
賣出	2,322.88	80.38	112.17
買賣超	-46.27	-27.10	-69.51
市場漲跌家數			
上漲	213	74	150
下跌	96	68	152
持平	106	173	601
市場指標			
P/E	14.16	16.08	27.68
總市值 (兆盾)	5,260	326	1,438
股息殖利率 ²	2.22%	3.13%	4.23%

資料源: Bloomberg - YSVN

VNINDEX



HNIINDEX



市場走勢

當 FTSE 仍對越南股市列入升級觀察名單，市場反應相當平靜。需求似乎更主動，幫助指數逐較上漲，並擴散上漲勢頭到尾盤的交易日。VN-Index 收盤上漲 0.78%，止於 1,281.85 點。HNX-Index 上漲 0.11%，Upcom-Index 收盤不變。3 大市場的交易額均增加至 18 兆 7,050 億越南盾。

大型股繼續保持良好的上漲勢頭，VN30-Index 上漲 0.96%。FPT (1.2%)、ACB (2.94%)、BID (1.12%)、HPG (2.04%)、MBB (1.59%)、MSN (2.39%)、STB (1.34%)、TCB (1.02%)、VHM (2.16%)、VIC (1.71%)等是上漲的股票。相反，MWG (-1.53%) 繼續被國內和外國投資者強勁拋售。

隨著房地產、畜牧和鋼鐵股繼續上漲，現金流在當日出現更積極擴散。此外，證券股也出現更積極復甦和元化，VND、VIX、HCM、VCI 上漲，而 ORS、SSI、VDS 下跌。

外資繼續賣超近 1,430 億越南盾，並主要集中在 VPB (2,840 億)、MWG (1,520 億)、HDB (1,010 億)。相反，HPG (2,370 億)、TCB (1,960 億)、FPT (720 億) 在買超方面的榜首。

市場短期觀點

我們認為市場可能會在下一交易日繼續復甦，VN-Index 可能會重新測試 1,295 點的水平。同時，市場仍處於短期調整階段，因此現金流在未來的幾個交易日可能會進一步分化，而積極點的是現金流在最近兩個交易日相當改善。此外，短期情緒指標持平，顯示投資者對當前市場走勢仍處於悲觀態度。

大盤的短期走勢仍維持中性。因此，我們建議投資者可以在短期投資組合繼續持有 40-50% 的目前股票比例。

請在 <https://ysraar.yuanta.com.vn/> 查看有關股票的信號。

We Create Fortune

技術分析圖



指數技術分析圖 VN-Index



指數技術分析圖 HNX-Index

指數	短期趨勢	中期趨勢	阻力區 1	阻力區 2	支撐區 1	支撐區 2
VN-Index	中性	上漲	1300	1330	870	800
HNX-Index	中性	上漲	260	306	189	160
VN30	中性	上漲	1336	1350	980	960
VNMidcaps	下跌	上漲	1280	1250	963	900
VNSmallcaps	中性	上漲	1250	1250	804	750

We Create Fortune

胡志明市交易所 (HSX)

	收盤	漲跌%
VNI	1281.85	0.78%
VN30	1351.97	0.96%
VN Mid	1932.93	0.77%
VN Small	1414.8	0.51%

河內交易所 (HSX)

	收盤	漲跌%
HNI	231.77	0.11%
HN30	505.56	0.30%
VNX AllSh	1341.97	0.88%

UPCOM 市場 (UPCoM)

	收盤	漲跌%
UPCoM	92.45	0.00%

外資交易	成交值 (Bil.VND)
買進	2276.61
賣出	2322.88
買超/賣超	-46.27

外資交易	成交值 (Bil.VND)
買進	53.27
賣出	80.38
買超/賣超	-27.10

外資交易	成交值 (Bil.VND)
買進	42.66
賣出	112.17
買超/賣超	-69.51

上漲排名/股碼	漲跌(VND)	漲跌%
VTP	5300	6.93%
ACC	800	5.69%
NCT	4700	4.15%
CTR	4900	3.82%
SZC	1250	3.44%

上漲排名/股碼	漲跌(VND)	漲跌%
GKM	800	9.41%
CTP	2000	6.25%
VTZ	900	5.49%
HVT	3500	4.00%
APS	200	2.90%

上漲排名/股碼	漲跌(VND)	漲跌%
TT6	1395	14.53%
ACV	4900	4.79%
VGI	2485	3.91%
VLB	1087	2.74%
NTC	4418	2.30%

下跌排名/股碼	漲跌(VND)	漲跌%
KPF	-70	-3.57%
NO1	-300	-3.16%
TCO	-450	-2.61%
HTN	-180	-2.14%
TDP	-700	-2.05%

下跌排名/股碼	漲跌(VND)	漲跌%
AMV	-200	-7.69%
SRA	-100	-3.12%
DNP	-500	-2.27%
SLS	-3800	-2.00%
AAV	-100	-1.67%

下跌排名/股碼	漲跌(VND)	漲跌%
LTG	-753	-6.07%
IDP	-12500	-5.10%
BCR	-255	-4.32%
HIO	-257	-2.29%
CHS	-197	-1.70%

*GTVH > 500 tỷ đồng, GTDG > 1.5 tỷ đồng

市值排名/股碼	Bil.VND
VCB	511,401,850
BID	278,751,316
FPT	195,407,951
CTG	191,977,205
VHM	181,141,688

市值排名/股碼	Bil.VND
PVS	19,978,991
IDC	18,446,996
MBS	16,411,498
HUT	14,637,196
THD	13,590,499

市值排名/股碼	Bil.VND
ACV	222,614,952
VGI	193,443,333
MCH	144,150,746
BSR	75,630,487
VEA	57,825,390

交易量排名/股碼	成交值	30 日均
VPB	51,589,013	32,032,422
HPG	45,841,749	24,472,779
TCB	22,177,200	22,339,372
ACB	22,023,200	11,466,025
MWG	21,532,048	8,334,938

交易量排名/股碼	成交值	30 日均
SHS	138,571,885,000	12,810,893
PVS	171,679,556,100	3,056,201
MBS	121,555,060,300	4,385,266
HUT	34,737,489,400	2,945,555
CEO	30,678,236,200	4,887,172

交易量排名/股碼	成交值	30 日均
BSR	130,483,508,100	6,939,226
GDA	4,200,951,500	242,175
BCR	11,618,401,700	1,902,148
VGI	104,268,852,100	647,561
HNG	5,738,832,900	0

資料源: Bloomberg & Yuanta Research

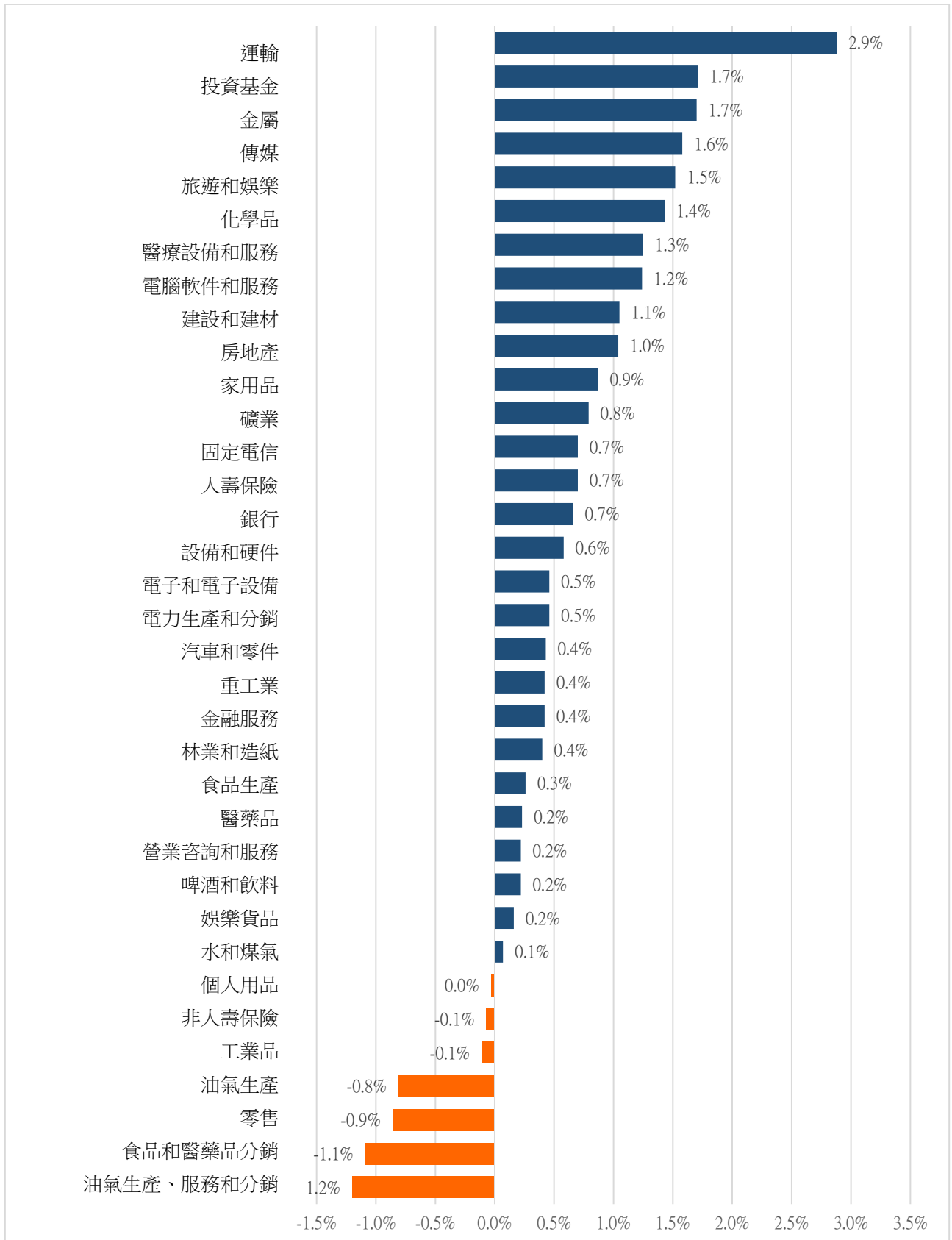
資料源: Bloomberg & Yuanta Research

資料源: Bloomberg & Yuanta Research



We Create Fortune

各行業板塊的交易走勢



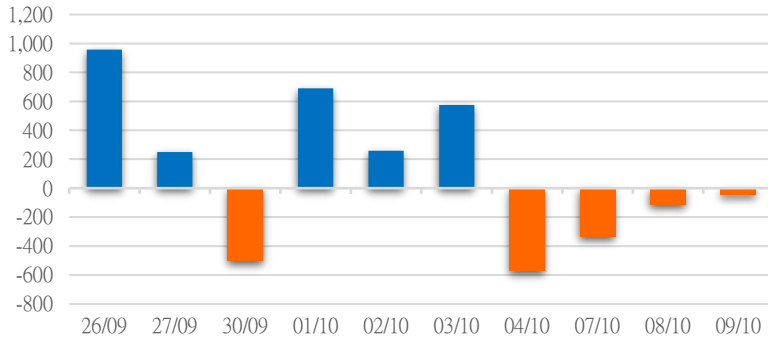
資料源: FiinPro - YSVN



We Create Fortune

外資買進賣統計

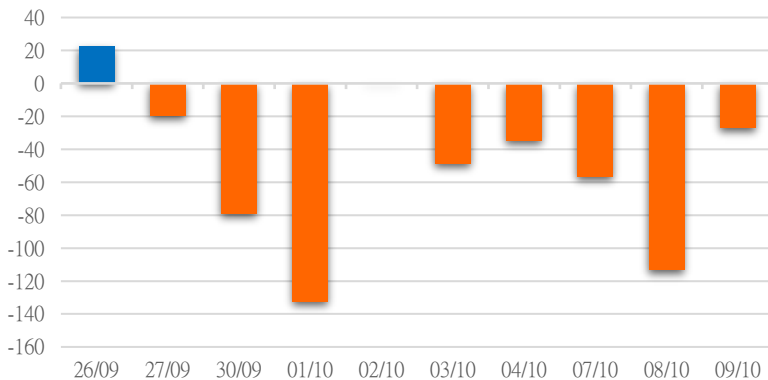
HSX 外資每日買/賣超



證券代碼	買超金額 (Mil.VND)	證券代碼	賣超金額 (Mil.VND)
HPG	236,779	VPB	-283,708
TCB	196,043	MWG	-152,456
FPT	72,303	HDB	-100,776
DBC	64,993	CTG	-63,705
VHM	42,007	STB	-49,859

HSX 外資買/賣超的前 5 名

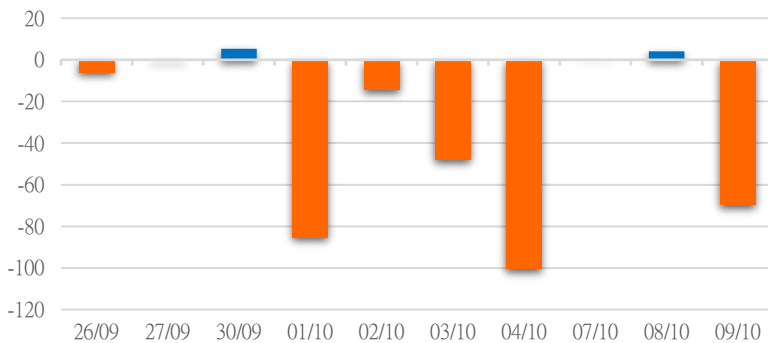
HNX 外資每日買/賣超



證券代碼	買超金額 (Mil.VND)	證券代碼	賣超金額 (Mil.VND)
MBS	13,755	PVS	-49,798
TNG	3,654	SHS	-6,340
PVI	3,154	VGS	-3,138
BVS	3,081	NTP	-1,629
IDC	2,977	SLS	-547

HNX 外資買/賣超的前 5 名

UPCOM 外資每日買/賣超



證券代碼	買超金額 (Mil.VND)	證券代碼	賣超金額 (Mil.VND)
MCH	3,393	GDA	-50,017
ACV	2,448	BSR	-16,367
OIL	894	LTG	-4,054
IDP	233	VEA	-3,508
QHW	74	QTP	-1,370

UPCOM 外資買/賣超的前 5 名

源: FiinPro - YSVN



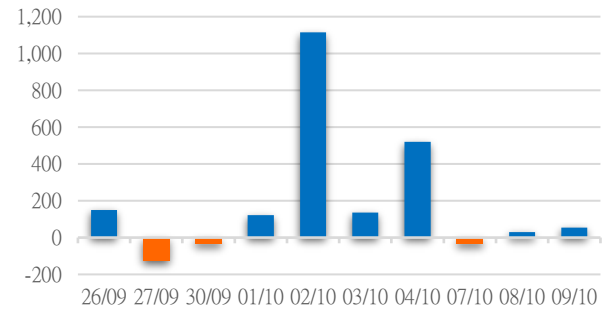
We Create Fortune

自營統計

證券代碼	買超金額 (Mil.VND)	證券代碼	賣超金額 (Mil.VND)
MWG	176,216	VPB	61,988
HAH	53,556	HPG	61,254
FUEVFNVD	20,838	VNM	47,257
VHM	19,299	STB	39,312
FPT	10,935	SSI	22,734

HSX 自營交易最大前名

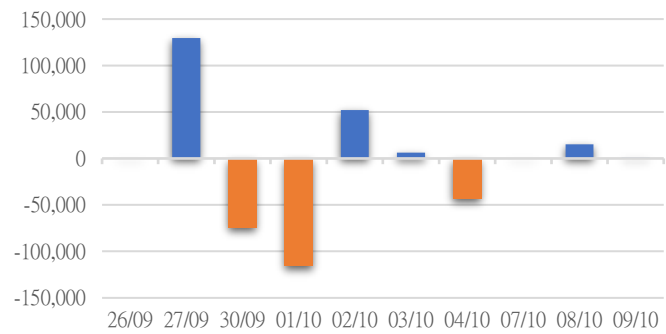
HSX 自營交易每日買/賣超
(Bil.VND)



證券代碼	買超金額 (Mil.VND)	證券代碼	賣超金額 (Mil.VND)
MBS	602		
PVB	92		
NVB	64		

HNX 自營交易最大前名

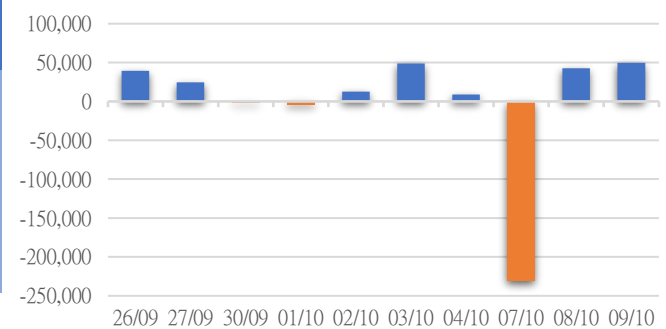
HNX 自營交易每日買/賣超
(Mil.VND)



證券代碼	買超金額 (Mil.VND)	證券代碼	賣超金額 (Mil.VND)
BSR	48,445.90	SEA	205
VGI	994.50		
APF	300.46		
QNS	97.00		

UPCoM 自營交易最大前名

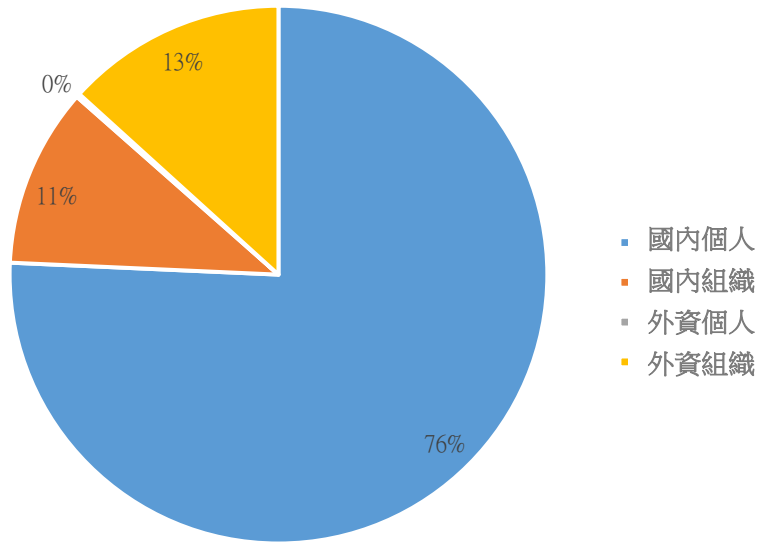
UPCoM 自營交易每日買/賣超
(Mil.VND)





We Create **Fortune**

越南證券市場投資人類別統計

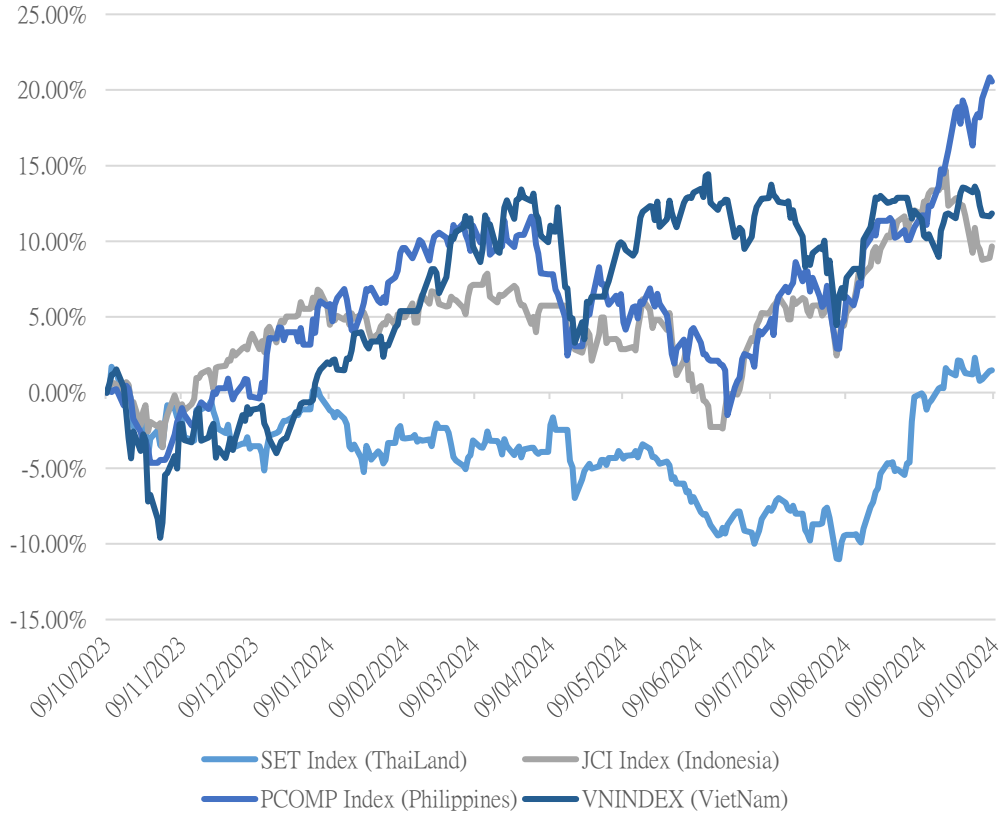


資料源: *FiinPro - YSVN*



We Create Fortune

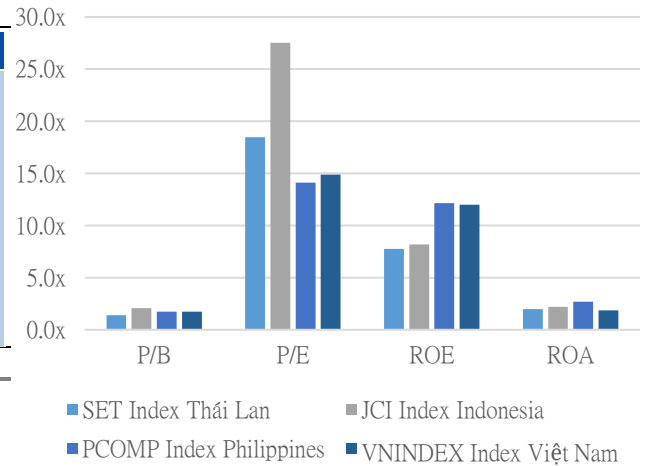
東南亞主要市場走勢比較



東南亞主要市場數據

		Thailand	Indonesia	Philippines	Vietnam
P/B		1.4x	2.1x	1.7x	1.7x
P/E		18.5x	27.5x	14.1x	14.9x
ROE	%	7.76	8.20	12.14	11.98
ROA	%	1.99	2.21	2.68	1.85
Vốn hóa	Tỷ USD	537.85	808.12	181.05	210.45
GTGD	Triệu USD	1.41	0.84	0.09	0.60
LS cổ tức	%	3.25	3.09	2.56	1.79

源: Bloomberg & YSVN





We Create **Fortune**

元大證券（越南）公司

個人客戶分析部

Nguyễn Thế Minh
研究分析經理
+84 28 3622 6868 ext 3826
minh.nguyen@yuanta.com.vn

Lý Thị Hiền
研究分析主管
+84 28 3622 6868 ext 3908
hien.ly@yuanta.com.vn

Quách Đức Khánh
研究分析副主管
+84 28 3622 6868 ext 3833
khanh.quach@yuanta.com.vn

Khổng Hữu Hiệp
高級分析專員
+84 28 3622 6868 ext 3912
hiiep.khong@yuanta.com.vn

Nguyễn Trịnh Ngọc Hồng
高級分析專員
+84 28 3622 6868 ext 3832
hong.nguyen@yuanta.com.vn

Phạm Tấn Phát
高級分析專員
+84 28 3622 6868 ext 3880
phat.pham@yuanta.com.vn

個人客戶業務部

Phạm Đắc Thành
北部營業中心經理
+84 28 3622 6868 ext 3416
thanh.pham@yuanta.com.vn

Võ Thị Thu Thủy
平陽分行經理
+84 28 3622 6868 ext 3505
thuy.vo@yuanta.com.vn

Lương Kỳ Ty
堤岸分行經理
+84 28 3622 6868 ext 3653
ty.luong@yuanta.com.vn

Bùi Quốc Phong
同奈分行經理
+84 28 3622 6868 ext 3701
phong.bui@yuanta.com.vn

Võ Đình Tuấn
峴港分行經理
+84 28 3622 6868 ext 3301
tuan.vo@yuanta.com.vn

Nguyễn Việt Quang
河內分行經理
+84 28 3622 6868 ext 3404
quang.nguyen@yuanta.com.vn

Đinh Thị Thu Cúc
頭頓分行經理
+84 28 3622 6868 ext 3203
cuc.dinh@yuanta.com.vn



We Create **Fortune**

Appendix A: Important Disclosures

Analyst Certification

Each research analyst primarily responsible for the content of this research report, in whole or in part, certifies that with respect to each security or issuer that the analyst covered in this report: (1) all of the views expressed accurately reflect his or her personal views about those securities or issuers; and (2) no part of his or her compensation was, is, or will be, directly or indirectly, related to the specific recommendations or views expressed by that research analyst in the research report.

Ratings Definitions

BUY: We have a positive outlook on the stock based on our expected absolute or relative return over the investment period. Our thesis is based on our analysis of the company's outlook, financial performance, catalysts, valuation and risk profile. We recommend investors add to their position.

HOLD-Outperform: In our view, the stock's fundamentals are relatively more attractive than peers at the current price. Our thesis is based on our analysis of the company's outlook, financial performance, catalysts, valuation and risk profile.

HOLD-Underperform: In our view, the stock's fundamentals are relatively less attractive than peers at the current price. Our thesis is based on our analysis of the company's outlook, financial performance, catalysts, valuation and risk profile.

SELL: We have a negative outlook on the stock based on our expected absolute or relative return over the investment period. Our thesis is based on our analysis of the company's outlook, financial performance, catalysts, valuation and risk profile. We recommend investors reduce their position.

Under Review: We actively follow the company, although our estimates, rating and target price are under review.

Restricted: The rating and target price have been suspended temporarily to comply with applicable regulations and/or Yuanta policies.

Note: Yuanta research coverage with a Target Price is based on an investment period of 12 months. Greater China Discovery Series coverage does not have a formal 12 month Target Price and the recommendation is based on an investment period specified by the analyst in the report.

Global Disclaimer

© 2018 Yuanta. All rights reserved. The information in this report has been compiled from sources we believe to be reliable, but we do not hold ourselves responsible for its completeness or accuracy. It is not an offer to sell or solicitation of an offer to buy any securities. All opinions and estimates included in this report constitute our judgment as of this date and are subject to change without notice.

This report provides general information only. Neither the information nor any opinion expressed herein constitutes an offer or invitation to make an offer to buy or sell securities or other investments. This material is prepared for general circulation to clients and is not intended to provide tailored investment advice and does not take into account the individual financial situation and objectives of any specific person who may receive this report. Investors should seek financial advice regarding the appropriateness of investing in any securities, investments or investment strategies discussed or recommended in this report. The information contained in this report has been compiled from sources believed to be reliable but no representation or warranty, express or implied, is made as to its accuracy, completeness or correctness. This report is not (and should not be construed as) a solicitation to act as securities broker or dealer in any jurisdiction by any person or company that is not legally permitted to carry on such business in that jurisdiction.

Yuanta research is distributed in the United States only to Major U.S. Institutional Investors (as defined in Rule 15a-6 under the Securities Exchange Act of 1934, as amended and SEC staff interpretations thereof). All transactions by a US person in the securities mentioned in this report must be effected through a registered broker-dealer under Section 15 of the Securities Exchange Act of 1934, as amended. Yuanta research is distributed in Taiwan by Yuanta Securities Investment Consulting. Yuanta research is distributed in Hong Kong by Yuanta Securities (Hong Kong) Co. Limited, which is licensed in Hong Kong by the Securities and Futures Commission for regulated activities, including Type 4 regulated activity (advising on securities). In Hong Kong, this research report may not be redistributed, retransmitted or disclosed, in whole or in part or and any form or manner, without the express written