

當日市場：現金流流入中小型股

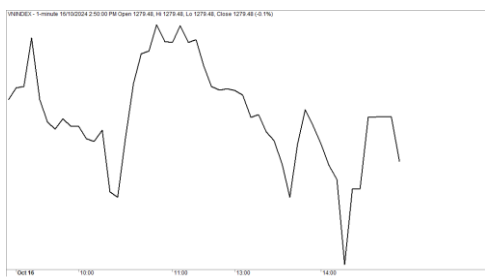
2024/10/17

市場走勢

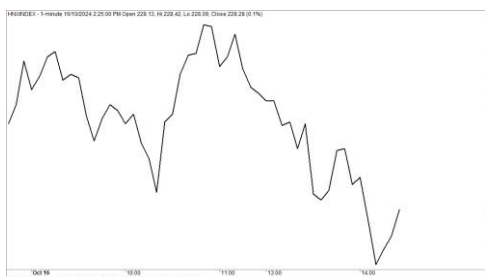
市場指數	VNI	HNI	UPCOM
收盤	1,279.48	228.26	92.32
%日	-0.12%	-0.30%	0.17%
%週	-0.18%	-1.51%	-0.14%
%月	3.25%	-1.12%	-0.27%
%年	12.10%	-3.47%	5.69%
<b>成交值(Bil.VND)</b>			
當日	13,264	786	543
日均量/週	15,941	857	783
日均量/月	17,358	1,176	752
<b>外資進出</b>			
買進	1,172.21	29.72	42.63
賣出	1,502.62	58.76	10.79
買賣超	-330.41	-29.03	31.84
<b>市場漲跌家數</b>			
上漲	132	54	121
下跌	179	73	186
持平	105	189	596
<b>市場指標</b>			
P/E	14.13	15.87	28.01
總市值 (兆盾)	5,259	322	1,453
股息殖利率 <sup>2</sup>	2.26%	2.83%	4.29%

資料源: Bloomberg - YSVN

VNINDEX



HNIINDEX



市場走勢

拋售壓力繼續引領大型股，導致市場持續下跌，但跌幅有所收窄。VN-Index 收於 1,279.48 點，下跌 0.12%，HNX-Index 下跌 0.3%，Upcom-Index 相反上漲 0.17%。3 大市場的交易額均達到 14 兆 5,920 億越南盾。VN30-Index 收盤下跌 0.15%，其中有 18 檔下跌股和 9 檔上漲股。PLX (-2.33%)、SSB (-4.02%)、FPT (-0.51%)、GAS (-0.96%) 等是負面下跌最大的股票。相反方向，VNM (1.05%)、VHM (0.78%)、CTG (0.41%) 等是積極上漲的股票。

大行業均出現調整如房地產、油氣和證券。中小型盤的部分檔股如 PET、HVH 漲停，而 HHS (3.03%)、DRC (2.6%)、VTP (3.5%)、DBD (2.67%) 等積極上漲。

外資繼續賣超近 3,280 億越南盾，主要集中在 FPT (700 億)、HDB (620 億)、VHM (490 億)。相反，外國現金流強勁參與 STB (770 億)、MWG (490 億)、DGC (240 億) 的買超榜首。

市場短期觀點

我們認為市場在下一交易日可能會窄幅波動。同時，隨著期貨合約到期日，投資者情緒可能會繼續保持謹慎，大部分現金流流入非金融股票如零售和食品，預計在 2024 年第三季度的業務業績。市場仍處於短期調整階段，因此在各類股票之間出現分化以及流動性可能在未來的幾個交易日繼續維持較低。

大盤的短期走勢仍維持中性。因此，我們建議投資者在短期投資組合繼續維持特有 40-50% 的股票比例，並暫時限制新買，優先持有 VN30 股和金融股。

請在 <https://ysraar.yuanta.com.vn/> 查看有關股票的信號。



We Create Fortune

### 技術分析圖



指數技術分析圖 VN-Index



指數技術分析圖 HNX-Index

指數	短期趨勢	中期趨勢	阻力區 1	阻力區 2	支撐區 1	支撐區 2
VN-Index	中性	上漲	1300	1330	870	800
HNX-Index	中性	上漲	260	306	189	160
VN30	中性	上漲	1336	1350	980	960
VNMidcaps	下跌	上漲	1280	1250	963	900
VNSmallcaps	中性	上漲	1250	1250	804	750

We Create Fortune

胡志明市交易所 (HSX)

	收盤	漲跌%
VNI	1279.48	-0.12%
VN30	1354.1	-0.15%
VN Mid	1884.93	-0.50%
VN Small	1410	0.15%

河內交易所 (HSX)

	收盤	漲跌%
HNI	228.26	-0.30%
HN30	494.21	-0.30%
VNX AllSh	1333.24	-0.24%

UPCOM 市場 (UPCoM)

	收盤	漲跌%
UPCoM	92.32	0.17%

外資交易	成交值 (Bil.VND)
買進	1172.21
賣出	1502.62
買超/賣超	-330.41

外資交易	成交值 (Bil.VND)
買進	29.72
賣出	58.76
買超/賣超	-29.03

外資交易	成交值 (Bil.VND)
買進	42.63
賣出	10.79
買超/賣超	31.84

上漲排名/ 股碼	漲跌(VND)	漲跌%
PET	1850	6.99%
HTL	1800	6.95%
HVH	570	6.94%
QCG	590	6.91%
HAR	240	6.58%

上漲排名/ 股碼	漲跌(VND)	漲跌%
MCO	500	3.94%
PCH	400	3.20%
NTP	1600	2.65%
BVS	800	1.96%
TIG	200	1.53%

上漲排名/ 股碼	漲跌(VND)	漲跌%
TSJ	3470	14.40%
HAC	588	5.65%
MCH	9989	5.03%
HIO	313	2.90%
PSB	86	1.37%

下跌排名/ 股碼	漲跌(VND)	漲跌%
CIG	-430	-6.94%
SMC	-290	-4.39%
TCO	-700	-4.17%
SSB	-700	-4.02%
SGR	-1500	-3.60%

下跌排名/ 股碼	漲跌(VND)	漲跌%
DVM	-400	-4.35%
CTP	-1200	-3.25%
PLC	-700	-2.92%
PVB	-700	-2.38%
GKM	-200	-2.35%

下跌排名/ 股碼	漲跌(VND)	漲跌%
VCR	-733	-3.02%
OIL	-295	-2.42%
AAH	-77	-2.14%
DRI	-234	-1.95%
LTG	-190	-1.94%

市值排名/ 股碼	Bil.VND
VCB	510,842,941
BID	285,021,795
FPT	201,536,478
VHM	194,422,508
CTG	194,125,202

市值排名/ 股碼	Bil.VND
PVS	18,831,872
IDC	18,446,996
MBS	15,973,858
HUT	14,547,945
THD	13,628,999

市值排名/ 股碼	Bil.VND
ACV	248,187,588
VGI	207,371,813
MCH	143,770,312
BSR	71,187,471
VEA	58,224,030

交易量排名/ 股碼	成交值	30 日均
VIX	20,853,900	25,930,958
MSB	19,179,900	16,181,080
STB	18,659,100	16,194,107
HDB	18,242,301	11,300,184
VPB	18,041,900	36,903,976

交易量排名/ 股碼	成交值	30 日均
SHS	96,011,981,800	11,888,519
CEO	38,633,016,500	4,661,012
MST	14,734,575,400	1,333,946
SAF	0	905
PVS	69,035,608,000	3,527,329

交易量排 名/股碼	成交值	30 日均
BSR	85,574,898,200	7,243,980
VCR	28,280,000	265,907
TSJ	63,410,000	63,636
HAC	19,954,300	938,991
BVB	14,464,588,000	1,979,561

資料源: Bloomberg & Yuanta Research

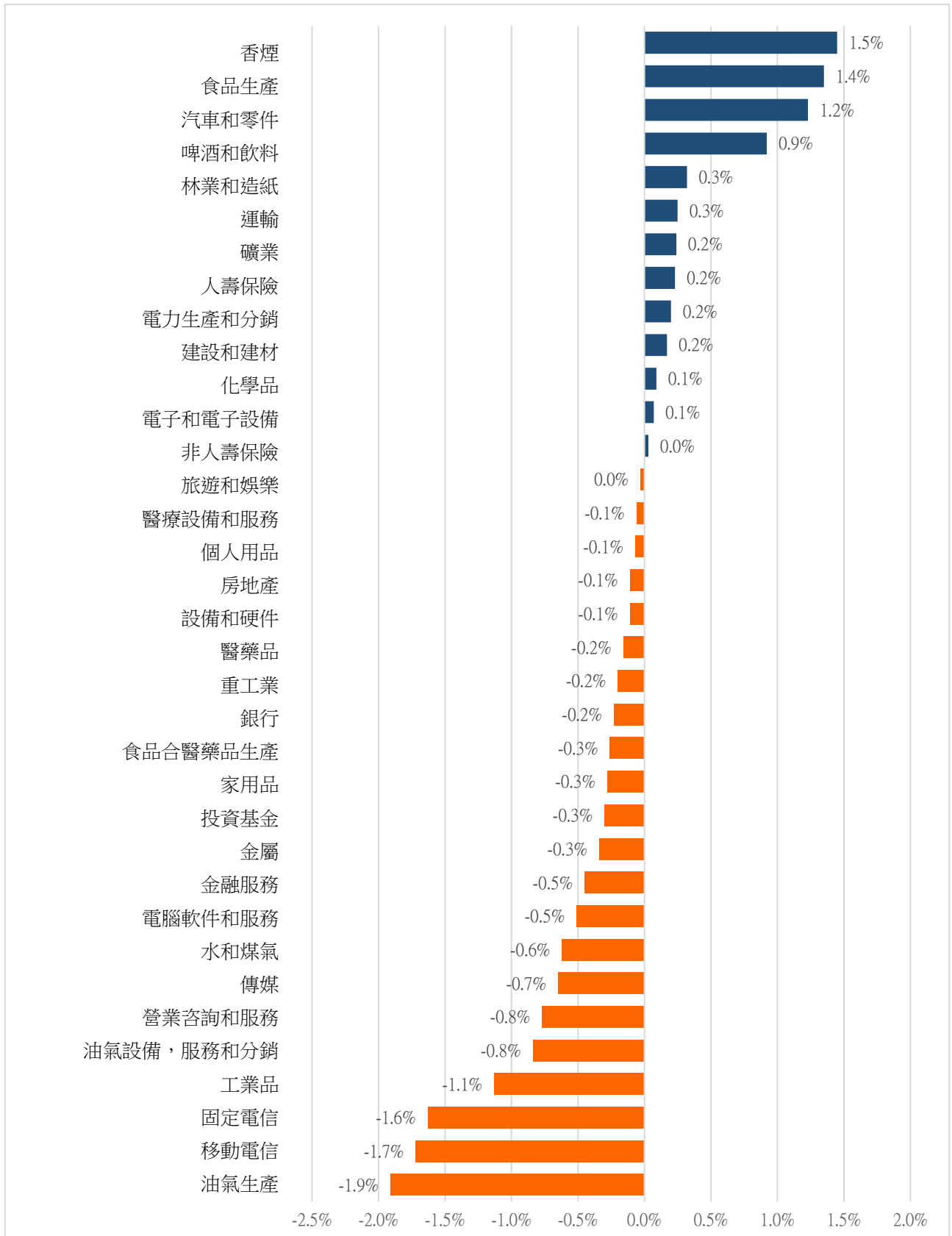
資料源: Bloomberg & Yuanta Research

資料源: Bloomberg & Yuanta Research



We Create Fortune

### 各行業板塊的交易走勢



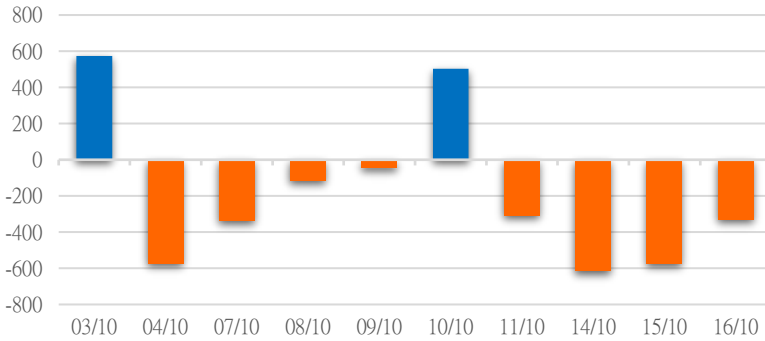
資料源: FiinPro - YSVN



We Create Fortune

## 外資買進賣統計

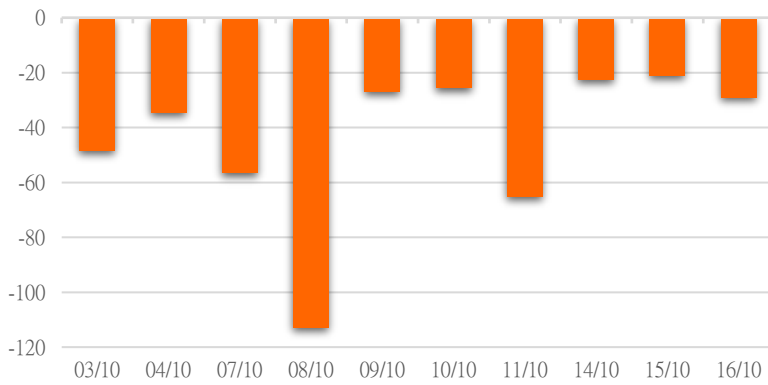
HSX 外資每日買/賣超



證券代碼	買超金額 (Mil.VND)	證券代碼	賣超金額 (Mil.VND)
STB	77,147	FPT	-69,963
MWG	48,828	HDB	-62,174
DGC	23,745	VHM	-48,598
EIB	22,942	DBC	-45,560
TPB	22,179	VCB	-37,287

HSX 外資買/賣超的前 5 名

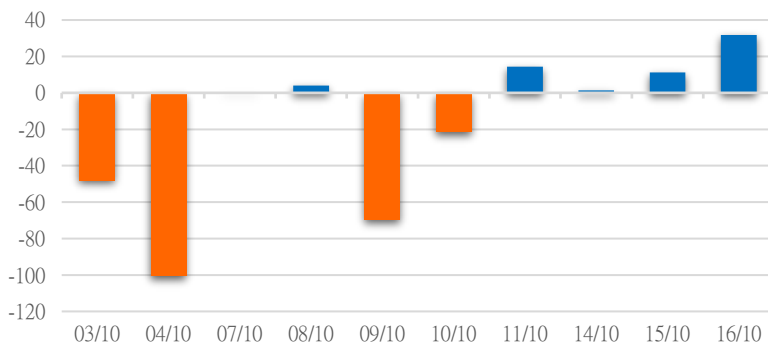
HNX 外資每日買/賣超



證券代碼	買超金額 (Mil.VND)	證券代碼	賣超金額 (Mil.VND)
IDC	6,060	SHS	-25,204
NTP	3,533	PVS	-17,765
HJS	3,427	TNG	-5,841
BVS	3,288	MBS	-943
PVI	2,531	GKM	-492

HNX 外資買/賣超的前 5 名

UPCOM 外資每日買/賣超



證券代碼	買超金額 (Mil.VND)	證券代碼	賣超金額 (Mil.VND)
ACV	21,433	MPC	-1,882
MCH	12,235	VEA	-1,624
QNS	1,499	GDA	-199
GHC	285	FOC	-104
CSI	162	MSR	-53

UPCOM 外資買/賣超的前 5 名

源: FiinPro - YSVN



We Create Fortune

## 自營統計

證券代碼	買超金額 (Mil.VND)	證券代碼	賣超金額 (Mil.VND)
BWE	238,842	FPT	42,416
VPB	180,612	FUEVFNVD	16,999
PET	29,237	BMP	9,048
MSN	27,735	DPM	8,308
VNM	22,351	VIB	6,022

HSX 自營交易最大前名

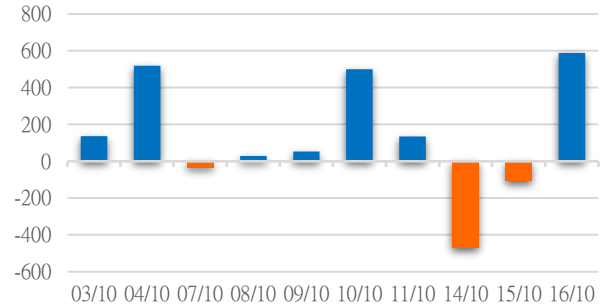
證券代碼	買超金額 (Mil.VND)	證券代碼	賣超金額 (Mil.VND)
VC2	3,783	SAF	140,271
PVS	1,176	MBS	2,920
PLC	286	TNG	948

HNX 自營交易最大前名

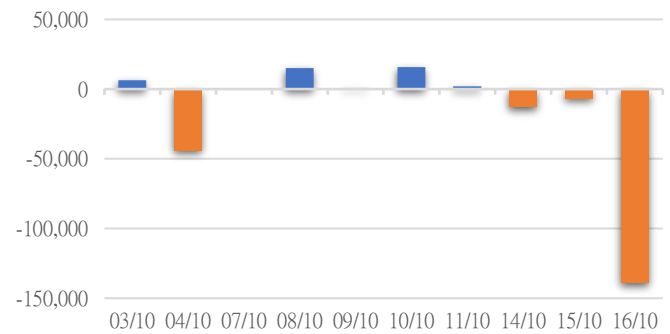
證券代碼	買超金額 (Mil.VND)	證券代碼	賣超金額 (Mil.VND)
TSJ	38,640.00	BSR	6,799
		ACV	576

UPCoM 自營交易最大前名

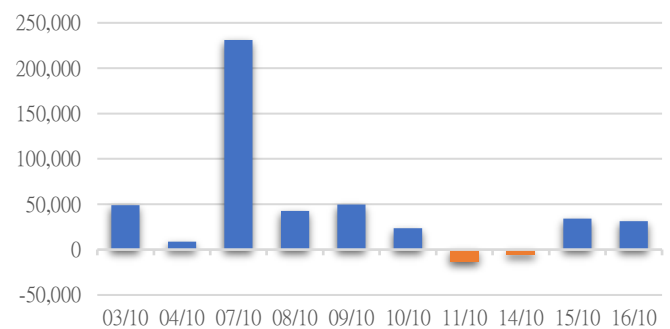
HSX 自營交易每日買/賣超  
(Bil.VND)



HNX 自營交易每日買/賣超  
(Mil.VND)



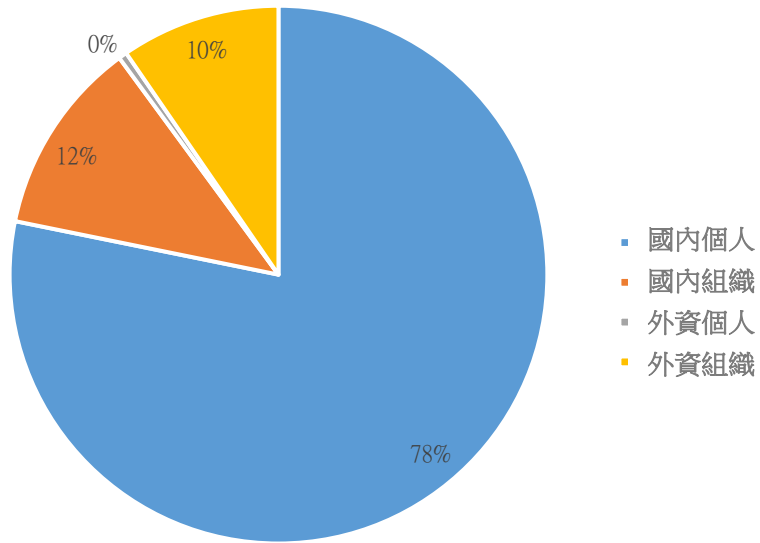
UPCoM 自營交易每日買/賣超  
(Mil.VND)





We Create **Fortune**

### 越南證券市場投資人類別統計

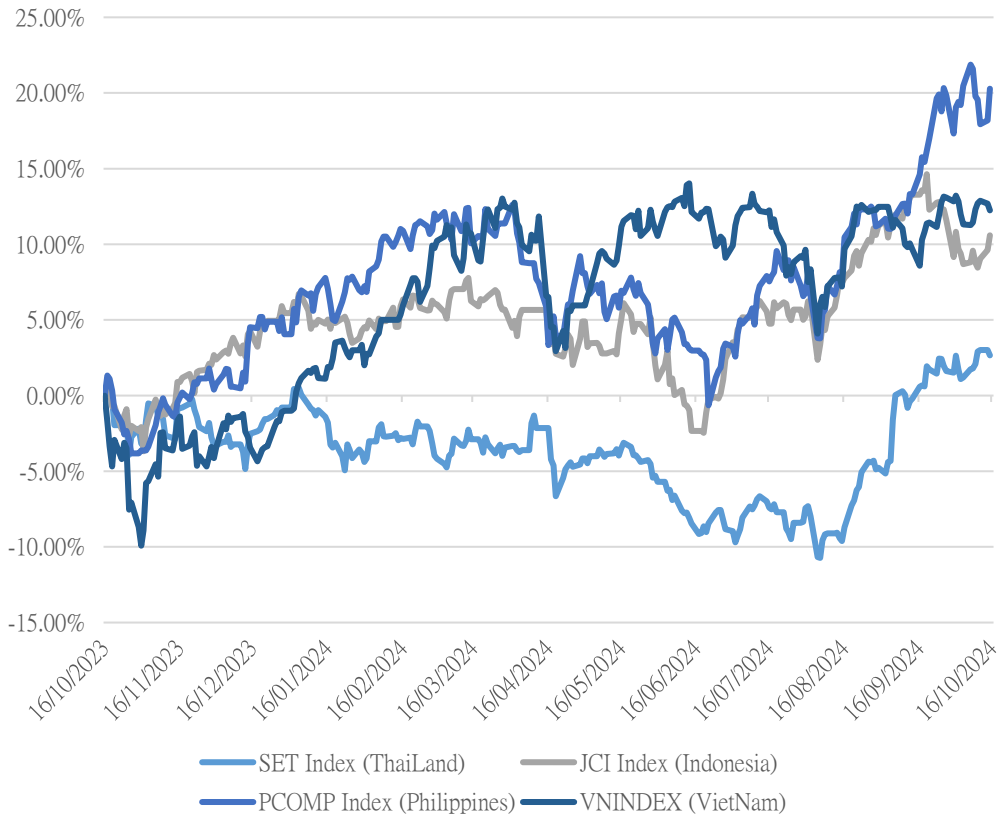


資料源: FiinPro - YSVN



We Create Fortune

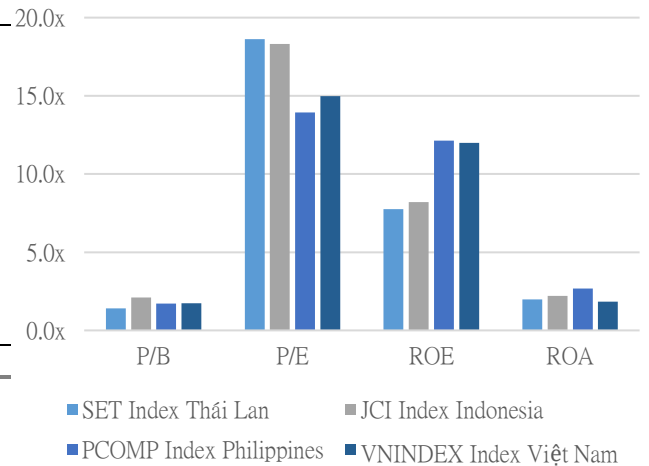
### 東南亞主要市場走勢比較



東南亞主要市場數據

		Thailand	Indonesia	Philippines	Vietnam
P/B		1.4x	2.1x	1.7x	1.7x
P/E		18.6x	18.3x	13.9x	15.0x
ROE	%	7.76	8.21	12.14	11.98
ROA	%	1.99	2.21	2.68	1.85
Vốn hóa	Tỷ USD	544.83	820.41	177.14	210.70
GTGD	Triệu USD	1.79	0.63	0.08	0.62
LS cổ tức	%	3.15	3.05	2.56	1.80

源: Bloomberg & YSVN



■ SET Index Thái Lan    ■ JCI Index Indonesia  
■ PCOMP Index Philippines    ■ VNINDEX Index Việt Nam





We Create **Fortune**

## 元大證券（越南）公司

### 個人客戶分析部

**Nguyễn Th ệ Minh**  
研究分析經理  
+84 28 3622 6868 ext 3826  
minh.nguyen@yuantan.com.vn

**Lý Thị Hi ệ n**  
研究分析主管  
+84 28 3622 6868 ext 3908  
hien.ly@yuantan.com.vn

**Quách Đức Khánh**  
研究分析副主管  
+84 28 3622 6868 ext 3833  
khanh.quach@yuantan.com.vn

**Khổng Hữu Hiệp**  
高級分析專員  
+84 28 3622 6868 ext 3912  
hiiep.khong@yuantan.com.vn

**Nguyễn Trịnh Ngọc Hồng**  
高級分析專員  
+84 28 3622 6868 ext 3832  
hong.nguyen@yuantan.com.vn

**Phạm Tấn Phát**  
高級分析專員  
+84 28 3622 6868 ext 3880  
phat.pham@yuantan.com.vn

### 個人客戶業務部

**Phạm Đắc Thành**  
北部營業中心經理  
+84 28 3622 6868 ext 3416  
thanh.pham@yuantan.com.vn

**Võ Thị Thu Thủy**  
平陽分行經理  
+84 28 3622 6868 ext 3505  
thuy.vo@yuantan.com.vn

**Lương Kỳ Ty**  
堤岸分行經理  
+84 28 3622 6868 ext 3653  
ty.luong@yuantan.com.vn

**Bùi Quốc Phong**  
同奈分行經理  
+84 28 3622 6868 ext 3701  
phong.bui@yuantan.com.vn

**Võ Đình Tuấn**  
峴港分行經理  
+84 28 3622 6868 ext 3301  
tuan.vo@yuantan.com.vn

**Nguyễn Việt Quang**  
河內分行經理  
+84 28 3622 6868 ext 3404  
quang.nguyen@yuantan.com.vn

**Đinh Thị Thu Cúc**  
頭頓分行經理  
+84 28 3622 6868 ext 3203  
cuc.dinh@yuantan.com.vn



We Create **Fortune**

## Appendix A: Important Disclosures

### Analyst Certification

Each research analyst primarily responsible for the content of this research report, in whole or in part, certifies that with respect to each security or issuer that the analyst covered in this report: (1) all of the views expressed accurately reflect his or her personal views about those securities or issuers; and (2) no part of his or her compensation was, is, or will be, directly or indirectly, related to the specific recommendations or views expressed by that research analyst in the research report.

### Ratings Definitions

**BUY:** We have a positive outlook on the stock based on our expected absolute or relative return over the investment period. Our thesis is based on our analysis of the company's outlook, financial performance, catalysts, valuation and risk profile. We recommend investors add to their position.

**HOLD-Outperform:** In our view, the stock's fundamentals are relatively more attractive than peers at the current price. Our thesis is based on our analysis of the company's outlook, financial performance, catalysts, valuation and risk profile.

**HOLD-Underperform:** In our view, the stock's fundamentals are relatively less attractive than peers at the current price. Our thesis is based on our analysis of the company's outlook, financial performance, catalysts, valuation and risk profile.

**SELL:** We have a negative outlook on the stock based on our expected absolute or relative return over the investment period. Our thesis is based on our analysis of the company's outlook, financial performance, catalysts, valuation and risk profile. We recommend investors reduce their position.

**Under Review:** We actively follow the company, although our estimates, rating and target price are under review.

**Restricted:** The rating and target price have been suspended temporarily to comply with applicable regulations and/or Yuanta policies.

Note: Yuanta research coverage with a Target Price is based on an investment period of 12 months. Greater China Discovery Series coverage does not have a formal 12 month Target Price and the recommendation is based on an investment period specified by the analyst in the report.

### Global Disclaimer

© 2018 Yuanta. All rights reserved. The information in this report has been compiled from sources we believe to be reliable, but we do not hold ourselves responsible for its completeness or accuracy. It is not an offer to sell or solicitation of an offer to buy any securities. All opinions and estimates included in this report constitute our judgment as of this date and are subject to change without notice.

This report provides general information only. Neither the information nor any opinion expressed herein constitutes an offer or invitation to make an offer to buy or sell securities or other investments. This material is prepared for general circulation to clients and is not intended to provide tailored investment advice and does not take into account the individual financial situation and objectives of any specific person who may receive this report. Investors should seek financial advice regarding the appropriateness of investing in any securities, investments or investment strategies discussed or recommended in this report. The information contained in this report has been compiled from sources believed to be reliable but no representation or warranty, express or implied, is made as to its accuracy, completeness or correctness. This report is not (and should not be construed as) a solicitation to act as securities broker or dealer in any jurisdiction by any person or company that is not legally permitted to carry on such business in that jurisdiction.

Yuanta research is distributed in the United States only to Major U.S. Institutional Investors (as defined in Rule 15a-6 under the Securities Exchange Act of 1934, as amended and SEC staff interpretations thereof). All transactions by a US person in the securities mentioned in this report must be effected through a registered broker-dealer under Section 15 of the Securities Exchange Act of 1934, as amended. Yuanta research is distributed in Taiwan by Yuanta Securities Investment Consulting. Yuanta research is distributed in Hong Kong by Yuanta Securities (Hong Kong) Co. Limited, which is licensed in Hong Kong by the Securities and Futures Commission for regulated activities, including Type 4 regulated activity (advising on securities). In Hong Kong, this research report may not be redistributed, retransmitted or disclosed, in whole or in part or and any form or manner, without the express written