

當日市場：大幅下跌至尾盤的交易日

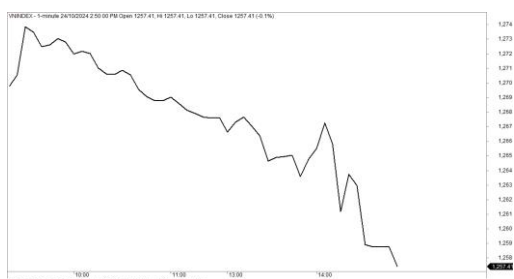
2024/10/25

市場走勢

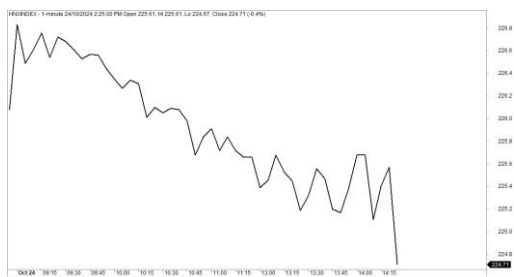
市場指數	VNI	HNI	UPCOM
收盤	1,257.41	224.69	92.06
%日	-1.06%	-0.80%	-0.07%
%週	-2.26%	-2.36%	-0.69%
%月	-1.53%	-4.11%	-1.87%
%年	13.70%	-1.84%	7.62%
成交值(Bil.VND)			
當日	15,930	651	439
日均量/週	15,724	944	550
日均量/月	17,149	1,136	780
外資進出			
買進	1,369.63	27.02	28.45
賣出	1,605.00	71.99	6.71
買賣超	-235.36	-44.96	21.74
市場漲跌家數			
上漲	94	56	145
下跌	234	95	145
持平	88	165	613
市場指標			
P/E	13.76	16.01	14.47
總市值 (兆盾)	5,169	318	3,045
股息殖利率 ²	2.42%	2.98%	4.30%

資料源: Bloomberg - YSVN

VNINDEX



HNXINDEX



市場走勢

市場在午盤的交易日突然大幅下跌，金融股的拋售壓力加大，導致大盤深度下跌。VN-Index 收盤下跌 1.06%，止於 1,257.41 點。HNX-Index 下跌 0.8%，Upcom-Index 同步小幅下跌 0.07%。3 大市場的交易額均達到 17 兆 190 億越南盾。

銀行在當日的交易日股大幅下跌如 STB (-6.7%)、TPB (-3.4%)、VPB (-2.2%)、TCB (-2.27%) 等。此外，VHM (-6.7%)、VRE (-2.68%)、VIC (-2.66%)、MSN (-1.13%) 在當日出現相當負面的走勢。相反，FPT、BVH、GAS、BCM、VNM 是逆市小幅上漲的少數股票。

紅跌擴散整個市場，證券、房地產、公共投資和畜牧股均處於紅跌。相反，VNM (1.63%)、SBT (1.21%) 是逆市而行。

外資繼續賣超 2,590 億越南盾，主要集中在 HPG (930 億)、VRE (800 億)、STB (620 億)。相反，VPB (890 億)、FPT (700 億)、VNM (680 億) 在買超方面的榜首。

市場短期觀點

我們認為市場在下一交易日可能會繼續下跌，VN-Index 可能會重新測試 1,240 - 1,250 點的支撐位。同時，短期風險持續上漲，但技術指標深度下跌至超賣區域，尤其是短期需求在中小型股出現增加的跡象，因此投資者在下一交易日應限制拋售。

大盤的短期趨勢從中性調整至下跌。因此，我們建議投資者繼續重組短期投資組合以將股票佔比降低至 40% 水平。同時，投資者在此期間無需賣出全部投資組合，但也不應新買。

請在 <https://ysraar.yuanta.com.vn/> 查看有關股票的信號。



We Create Fortune

技術分析圖



指數技術分析圖 VN-Index



指數技術分析圖 HNX-Index

指數	短期趨勢	中期趨勢	阻力區 1	阻力區 2	支撐區 1	支撐區 2
VN-Index	下跌	上漲	1300	1330	870	800
HNX-Index	下跌	上漲	260	306	189	160
VN30	下跌	上漲	1336	1350	980	960
VNMidcaps	下跌	上漲	1280	1250	963	900
VNSmallcaps	下跌	上漲	1250	1250	804	750

We Create Fortune

胡志明市交易所 (HSX)

	收盤	漲跌%
VNI	1257.41	-1.06%
VN30	1329.62	-1.49%
VN Mid	1876.3	-0.94%
VN Small	1390.58	-0.73%

河內交易所 (HSX)

	收盤	漲跌%
HNI	224.69	-0.80%
HN30	481.39	-1.43%
VNX AllSh	1314.79	-1.25%

UPCOM 市場 (UPCoM)

	收盤	漲跌%
UPCoM	92.06	-0.07%

外資交易	成交值 (Bil.VND)
買進	1369.63
賣出	1605.00
買超/賣超	-235.36

外資交易	成交值 (Bil.VND)
買進	27.02
賣出	71.99
買超/賣超	-44.96

外資交易	成交值 (Bil.VND)
買進	28.45
賣出	6.71
買超/賣超	21.74

上漲排名/股碼	漲跌(VND)	漲跌%
KHP	700	6.90%
QCG	700	6.80%
DTL	800	6.61%
IMP	1700	3.93%
VFG	2700	3.46%

上漲排名/股碼	漲跌(VND)	漲跌%
AAV	200	3.77%
L18	1000	2.85%
GKM	200	2.67%
DXP	300	2.56%
PPT	200	1.59%

上漲排名/股碼	漲跌(VND)	漲跌%
AAH	423	12.09%
PIV	321	10.70%
PAT	3741	4.28%
ACV	4256	3.75%
PHP	941	3.55%

下跌排名/股碼	漲跌(VND)	漲跌%
SMC	-510	-6.70%
STB	-2400	-6.70%
VHM	-3150	-6.70%
PSH	-240	-6.63%
DHC	-2050	-5.67%

下跌排名/股碼	漲跌(VND)	漲跌%
IDJ	-300	-4.69%
DDG	-100	-3.33%
CAP	-1500	-3.17%
IDC	-1600	-2.94%
SHS	-400	-2.76%

下跌排名/股碼	漲跌(VND)	漲跌%
TIS	-215	-3.26%
SBS	-90	-1.76%
CST	-390	-1.74%
BVB	-193	-1.64%
VEF	-2971	-1.39%

市值排名/股碼	Bil.VND
VCB	512,519,669
BID	273,620,923
FPT	197,564,591
VHM	190,939,014
CTG	187,144,212

市值排名/股碼	Bil.VND
PVS	18,258,312
IDC	17,423,996
MBS	15,536,218
HUT	14,458,694
THD	13,474,999

市值排名/股碼	Bil.VND
ACV	256,131,280
VGI	200,374,091
MCH	152,133,356
BSR	66,976,993
VEA	58,100,451

交易量排名/股碼	成交值	30 日均
SSB	45,485,540	10,188,758
VHM	33,609,900	13,936,280
STB	32,657,700	19,210,538
VPB	26,149,614	35,298,194
EIB	21,987,900	22,935,601

交易量排名/股碼	成交值	30 日均
SHS	9,282,463	13,143,936
CEO	3,028,090	4,790,111
BAB	2,234,629	1,193,617
MBS	1,794,322	4,318,534
IDC	1,412,563	1,039,969

交易量排名/股碼	成交值	30 日均
AAH	3,551,115	694,914
BSR	2,658,919	7,123,545
BVB	2,645,929	2,290,946
ABB	2,377,906	1,417,003
HNG	1,848,307	3,938,590

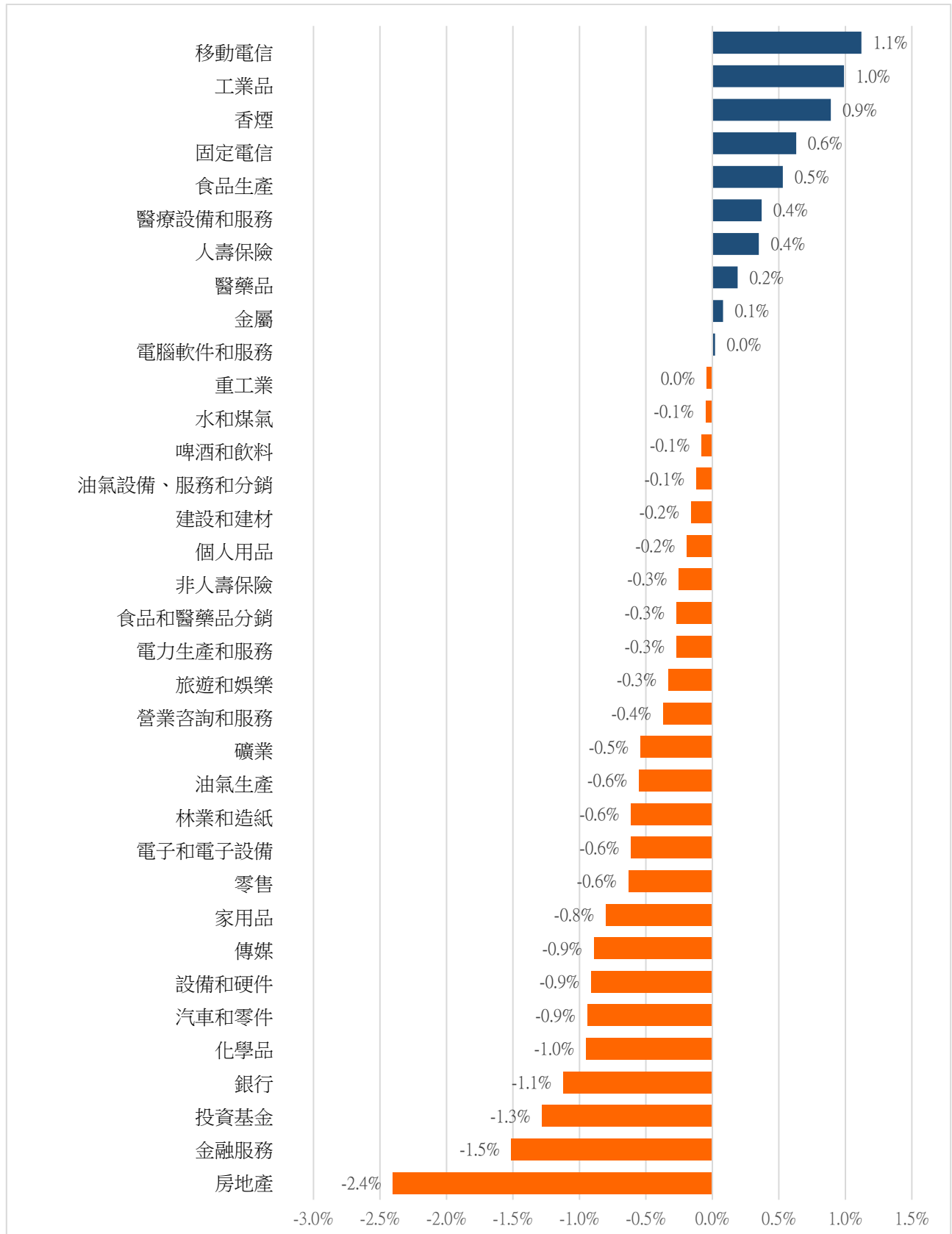
資料源: Bloomberg & Yuanta Research

資料源: Bloomberg & Yuanta Research

資料源: Bloomberg & Yuanta Research

We Create Fortune

各行業板塊的交易走勢



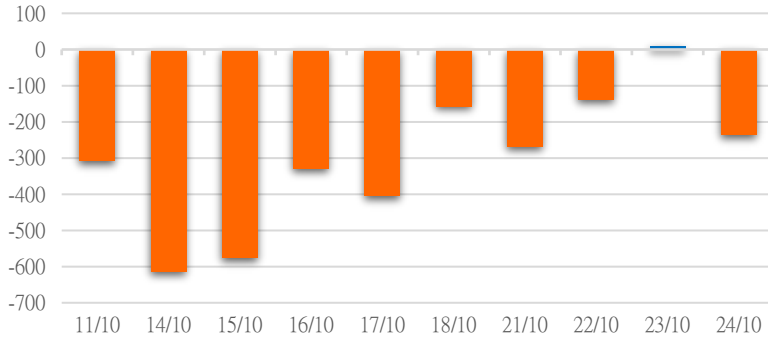
資料源: FinPro - YSVN



We Create Fortune

外資買進賣統計

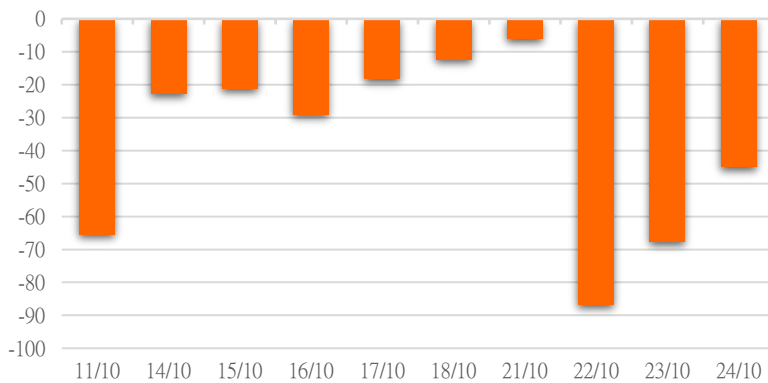
HSX 外資每日買/賣超



證券代碼	買超金額 (Mil.VND)	證券代碼	賣超金額 (Mil.VND)
VPB	88,706	HPG	-92,928
FPT	70,073	VRE	-80,339
VNM	68,475	STB	-61,598
SSI	67,223	DGC	-56,205
MWG	61,773	VHM	-44,539

HSX 外資買/賣超的前 5 名

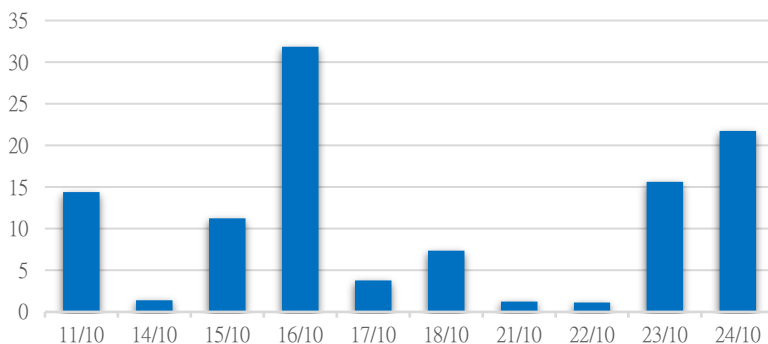
HNX 外資每日買/賣超



證券代碼	買超金額 (Mil.VND)	證券代碼	賣超金額 (Mil.VND)
CEO	1,759	SHS	-39,367
MBS	1,372	IDC	-9,374
PVI	1,242	LAS	-2,009
VGS	1,203	IDV	-797
PVS	1,074	TIG	-536

HNX 外資買/賣超的前 5 名

UPCOM 外資每日買/賣超



證券代碼	買超金額 (Mil.VND)	證券代碼	賣超金額 (Mil.VND)
ACV	9,509	ABI	-694
MCH	6,172	AAS	-203
FT1	3,600	IFS	-97
MPC	1,316	FOC	-89
QNS	937	PAT	-81

UPCOM 外資買/賣超的前 5 名

源: FiinPro - YSVN



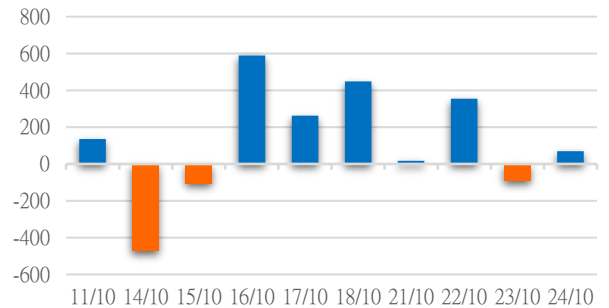
We Create **Fortune**

自營統計

證券代碼	買超金額 (Mil.VND)	證券代碼	賣超金額 (Mil.VND)
STB	61,010	VPB	85,678
VNM	50,788	VHM	62,942
ACB	20,636	EIB	18,494
FPT	18,716	REE	12,021
VCB	18,120	FUEVFNVD	8,146

HSX 自營交易最大前名

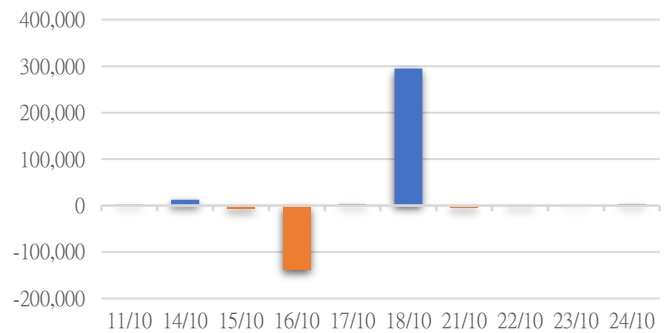
HSX 自營交易每日買/賣超
(Bil.VND)



證券代碼	買超金額 (Mil.VND)	證券代碼	賣超金額 (Mil.VND)
VCS	4,125	IDC	3,406
VC2	3,760	MBS	1,162

HNX 自營交易最大前名

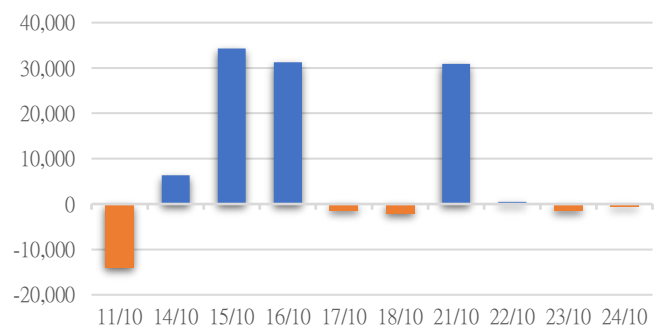
HNX 自營交易每日買/賣超
(Mil.VND)



證券代碼	買超金額 (Mil.VND)	證券代碼	賣超金額 (Mil.VND)
		ACV	591

UPCoM 自營交易最大前名

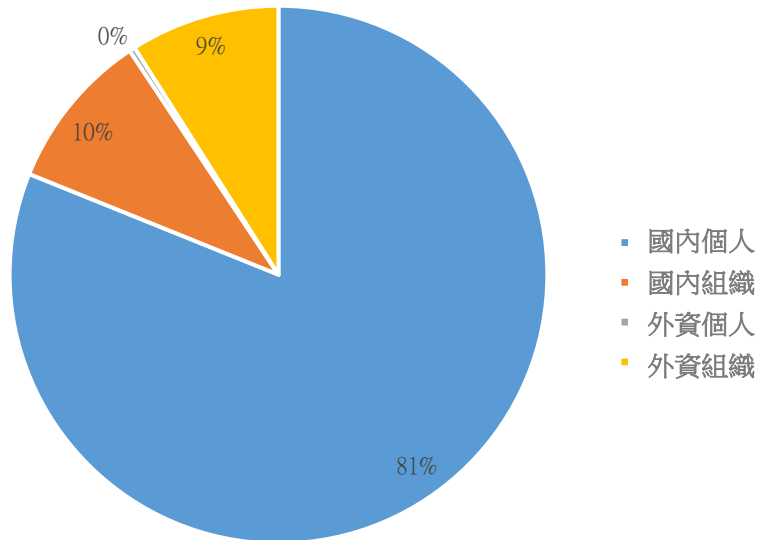
UPCoM 自營交易每日買/賣超
(Mil.VND)





We Create **Fortune**

越南證券市場投資人類別統計



資料源: FiinPro - YSVN



We Create Fortune

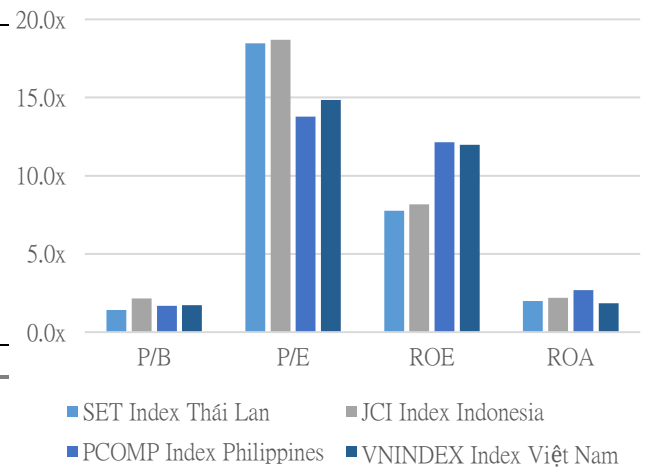
東南亞主要市場走勢比較



東南亞主要市場數據

		Thailand	Indonesia	Philippines	Vietnam
P/B		1.4x	2.1x	1.7x	1.7x
P/E		18.5x	18.7x	13.8x	14.8x
ROE	%	7.76	8.18	12.14	11.99
ROA	%	1.99	2.20	2.68	1.85
Vốn hóa	Tỷ USD	539.90	838.05	174.59	205.75
GTGD	Triệu USD	1.59	0.71	0.06	0.50
LS cổ tức	%	3.20	3.02	2.46	1.84

源: Bloomberg & YSVN





We Create **Fortune**

元大證券（越南）公司

個人客戶分析部

Nguyễn Th ệ Minh
研究分析經理
+84 28 3622 6868 ext 3826
minh.nguyen@yuanta.com.vn

Lý Thị Hi ệ n
研究分析主管
+84 28 3622 6868 ext 3908
hien.ly@yuanta.com.vn

Quách Đức Khánh
研究分析副主管
+84 28 3622 6868 ext 3833
khanh.quach@yuanta.com.vn

Khổng Hữu Hiệp
高級分析專員
+84 28 3622 6868 ext 3912
hiiep.khong@yuanta.com.vn

Nguyễn Trịnh Ngọc Hồng
高級分析專員
+84 28 3622 6868 ext 3832
hong.nguyen@yuanta.com.vn

Phạm Tấn Phát
高級分析專員
+84 28 3622 6868 ext 3880
phat.pham@yuanta.com.vn

個人客戶業務部

Phạm Đắc Thành
北部營業中心經理
+84 28 3622 6868 ext 3416
thanh.pham@yuanta.com.vn

Võ Thị Thu Thủy
平陽分行經理
+84 28 3622 6868 ext 3505
thuy.vo@yuanta.com.vn

Lương Kỳ Ty
堤岸分行經理
+84 28 3622 6868 ext 3653
ty.luong@yuanta.com.vn

Bùi Quốc Phong
同奈分行經理
+84 28 3622 6868 ext 3701
phong.bui@yuanta.com.vn

Võ Đình Tuấn
峴港分行經理
+84 28 3622 6868 ext 3301
tuan.vo@yuanta.com.vn

Nguyễn Việt Quang
河內分行經理
+84 28 3622 6868 ext 3404
quang.nguyen@yuanta.com.vn

Đinh Thị Thu Cúc
頭頓分行經理
+84 28 3622 6868 ext 3203
cuc.dinh@yuanta.com.vn



We Create **Fortune**

Appendix A: Important Disclosures

Analyst Certification

Each research analyst primarily responsible for the content of this research report, in whole or in part, certifies that with respect to each security or issuer that the analyst covered in this report: (1) all of the views expressed accurately reflect his or her personal views about those securities or issuers; and (2) no part of his or her compensation was, is, or will be, directly or indirectly, related to the specific recommendations or views expressed by that research analyst in the research report.

Ratings Definitions

BUY: We have a positive outlook on the stock based on our expected absolute or relative return over the investment period. Our thesis is based on our analysis of the company's outlook, financial performance, catalysts, valuation and risk profile. We recommend investors add to their position.

HOLD-Outperform: In our view, the stock's fundamentals are relatively more attractive than peers at the current price. Our thesis is based on our analysis of the company's outlook, financial performance, catalysts, valuation and risk profile.

HOLD-Underperform: In our view, the stock's fundamentals are relatively less attractive than peers at the current price. Our thesis is based on our analysis of the company's outlook, financial performance, catalysts, valuation and risk profile.

SELL: We have a negative outlook on the stock based on our expected absolute or relative return over the investment period. Our thesis is based on our analysis of the company's outlook, financial performance, catalysts, valuation and risk profile. We recommend investors reduce their position.

Under Review: We actively follow the company, although our estimates, rating and target price are under review.

Restricted: The rating and target price have been suspended temporarily to comply with applicable regulations and/or Yuanta policies.

Note: Yuanta research coverage with a Target Price is based on an investment period of 12 months. Greater China Discovery Series coverage does not have a formal 12 month Target Price and the recommendation is based on an investment period specified by the analyst in the report.

Global Disclaimer

© 2018 Yuanta. All rights reserved. The information in this report has been compiled from sources we believe to be reliable, but we do not hold ourselves responsible for its completeness or accuracy. It is not an offer to sell or solicitation of an offer to buy any securities. All opinions and estimates included in this report constitute our judgment as of this date and are subject to change without notice.

This report provides general information only. Neither the information nor any opinion expressed herein constitutes an offer or invitation to make an offer to buy or sell securities or other investments. This material is prepared for general circulation to clients and is not intended to provide tailored investment advice and does not take into account the individual financial situation and objectives of any specific person who may receive this report. Investors should seek financial advice regarding the appropriateness of investing in any securities, investments or investment strategies discussed or recommended in this report. The information contained in this report has been compiled from sources believed to be reliable but no representation or warranty, express or implied, is made as to its accuracy, completeness or correctness. This report is not (and should not be construed as) a solicitation to act as securities broker or dealer in any jurisdiction by any person or company that is not legally permitted to carry on such business in that jurisdiction.

Yuanta research is distributed in the United States only to Major U.S. Institutional Investors (as defined in Rule 15a-6 under the Securities Exchange Act of 1934, as amended and SEC staff interpretations thereof). All transactions by a US person in the securities mentioned in this report must be effected through a registered broker-dealer under Section 15 of the Securities Exchange Act of 1934, as amended. Yuanta research is distributed in Taiwan by Yuanta Securities Investment Consulting. Yuanta research is distributed in Hong Kong by Yuanta Securities (Hong Kong) Co. Limited, which is licensed in Hong Kong by the Securities and Futures Commission for regulated activities, including Type 4 regulated activity (advising on securities). In Hong Kong, this research report may not be redistributed, retransmitted or disclosed, in whole or in part or and any form or manner, without the express written