

當日市場：再次分化

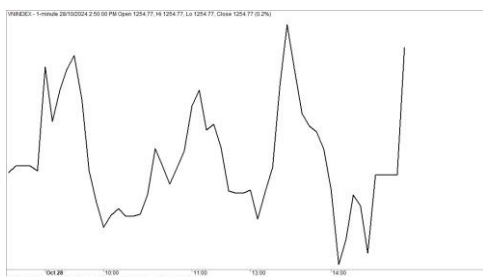
2024/10/29

市場走勢

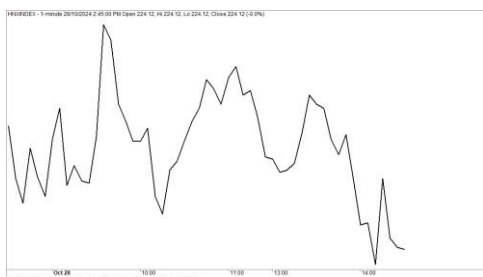
市場指數	VNI	HNI	UPCOM
收盤	1,254.77	224.59	92.15
%日	0.16%	-0.02%	0.36%
%週	-1.95%	-1.25%	0.01%
%月	-2.80%	-4.72%	-1.86%
%年	18.31%	3.00%	10.89%
成交值(Bil.VND)			
當日	10,851	783	689
日均量/週	14,719	846	556
日均量/月	15,992	1,044	737
外資進出			
買進	961.47	26.24	2.41
賣出	1,418.57	142.72	95.13
買賣超	-457.10	-116.48	-92.72
市場漲跌家數			
上漲	187	80	150
下跌	130	69	136
持平	99	167	617
市場指標			
P/E	13.70	16.00	3.60
總市值 (兆盾)	5,159	317	14,196
股息殖利率 ²	2.44%	2.99%	4.39%

資料源: Bloomberg - YSVN

VNINDEX



HNIINDEX



市場走勢

市場在大部分交易日出現震盪，但市場在尾盤的交易日成功復甦，當拋售壓力走弱。VN-Index 收盤上漲 0.16%，止於 1,254.77 點。HNX-Index 小幅下跌，Upcom-Index 同步上漲 0.36%。3 大市場的交易額均達到 12 兆 3,230 億越南盾。

銀行股持續出現積極分化如 ACB、TPB、STB、MBB、TCB、TPB、VCB 等均收盤上漲，而 EIB (-4.8%)、HDB (-0.93%) 是相當下跌的兩檔股票。此外，鋼鐵股也受到關注如 HPG (1.13%)、HSG (2.22%) 上漲。

中小型股的現金流更加活躍如 SMC、VRC、OGC、HPX、PNC、PTL 漲停，而 EVG (3.16%)、DCM (2.19%)、DXG (1.51%) 良好上漲。

外資繼續持續賣超勢頭，價值額達 6,660 億越南盾，主要集中在 MSN (2,800 億)、SHS (1,110 億)、HPG (720 億)。相反，FPT (500 億)、EIB (490 億)、STB (460 億) 在買超方面的榜首。

市場短期觀點

我們認為市場在下一交易日可能會繼續復甦，VN-Index 可能會重新測試 1,270 點的阻力位。同時，中小型股出現進入調整階段的跡象，這是一個積極訊號，顯示這兩檔股的跌幅出現逐漸放緩的跡象。同時，大型股的短期風險依然較高。此外，短期情緒指標持續下降，顯示投資者對當前市場走勢仍持續出現悲觀態度。

大盤的短期走勢仍維持下跌。因此，我們建議投資者可以在短期投資組合繼續較低比例持有 30-40% 的比例股票，並在此期間不應買進新股。

請在 <https://ysraar.yuanta.com.vn/> 查看有關股票的信號。



We Create Fortune

技術分析圖



指數技術分析圖 VN-Index



指數技術分析圖 HNX-Index

指數	短期趨勢	中期趨勢	阻力區 1	阻力區 2	支撐區 1	支撐區 2
VN-Index	下跌	上漲	1300	1330	870	800
HNX-Index	下跌	上漲	260	306	189	160
VN30	下跌	上漲	1336	1350	980	960
VNMidcaps	下跌	上漲	1280	1250	963	900
VNSmallcaps	下跌	上漲	1250	1250	804	750

We Create Fortune

胡志明市交易所 (HSX)

	收盤	漲跌%
VNI	1254.77	0.16%
VN30	1328.33	0.21%
VN Mid	1874.86	0.25%
VN Small	1397.58	0.50%

河內交易所 (HSX)

	收盤	漲跌%
HNI	224.59	-0.02%
HN30	482.9	0.04%
VNX AllSh	1314.25	0.25%

UPCOM 市場 (UPCoM)

	收盤	漲跌%
UPCoM	92.15	0.36%

外資交易	成交值 (Bil.VND)
買進	961.47
賣出	1418.57
買超/賣超	-457.10

外資交易	成交值 (Bil.VND)
買進	26.24
賣出	142.72
買超/賣超	-116.48

外資交易	成交值 (Bil.VND)
買進	2.41
賣出	95.13
買超/賣超	-92.72

上漲排名/股碼	漲跌(VND)	漲跌%
SMC	480	6.99%
CIG	450	6.97%
VRC	540	6.96%
OGC	280	6.90%
HPX	310	6.89%

上漲排名/股碼	漲跌(VND)	漲跌%
PGN	600	8.96%
CTP	2300	6.57%
NRC	200	5.26%
VC2	400	4.65%
BVS	900	2.26%

上漲排名/股碼	漲跌(VND)	漲跌%
LIC	3982	13.27%
VGI	2811	4.25%
GDA	852	3.09%
VLB	1056	2.65%
TVN	92	1.21%

下跌排名/股碼	漲跌(VND)	漲跌%
PSH	-200	-6.19%
EIB	-1000	-4.80%
TRC	-1550	-3.61%
VHM	-1150	-2.62%
SKG	-250	-2.18%

下跌排名/股碼	漲跌(VND)	漲跌%
DNP	-500	-2.38%
DVM	-200	-2.27%
VNC	-700	-1.72%
SHS	-200	-1.41%
NTP	-800	-1.36%

下跌排名/股碼	漲跌(VND)	漲跌%
AAH	-336	-8.00%
APF	-1802	-3.17%
HNG	-97	-1.94%
OIL	-166	-1.42%
ACV	-1343	-1.15%

市值排名/股碼	Bil.VND
VCB	513,078,578
BID	270,770,705
FPT	197,123,271
VHM	190,939,014
CTG	185,801,714

市值排名/股碼	Bil.VND
PVS	18,067,126
IDC	17,456,996
MBS	15,536,218
HUT	14,547,945
THD	13,474,999

市值排名/股碼	Bil.VND
ACV	254,637,892
VGI	201,055,905
MCH	151,439,153
BSR	66,307,285
VEA	58,281,168

交易量排名/股碼	成交值	30 日均
VIB	35,480,802	15,457,021
VIX	32,908,200	23,075,402
DXG	21,335,800	15,367,215
SSB	19,814,000	7,269,560
VHM	19,773,500	15,565,411

交易量排名/股碼	成交值	30 日均
SHS	12,259,023	12,995,582
HUT	10,397,956	2,380,041
BAB	2,151,169	1,222,972
CEO	2,109,364	4,739,066
NRC	2,093,897	879,330

交易量排名/股碼	成交值	30 日均
VCR	5,830,000	1,226,056
NED	2,514,344	67,775
VGI	2,437,619	789,271
AAH	2,070,190	1,003,466
BSR	1,965,330	6,454,764

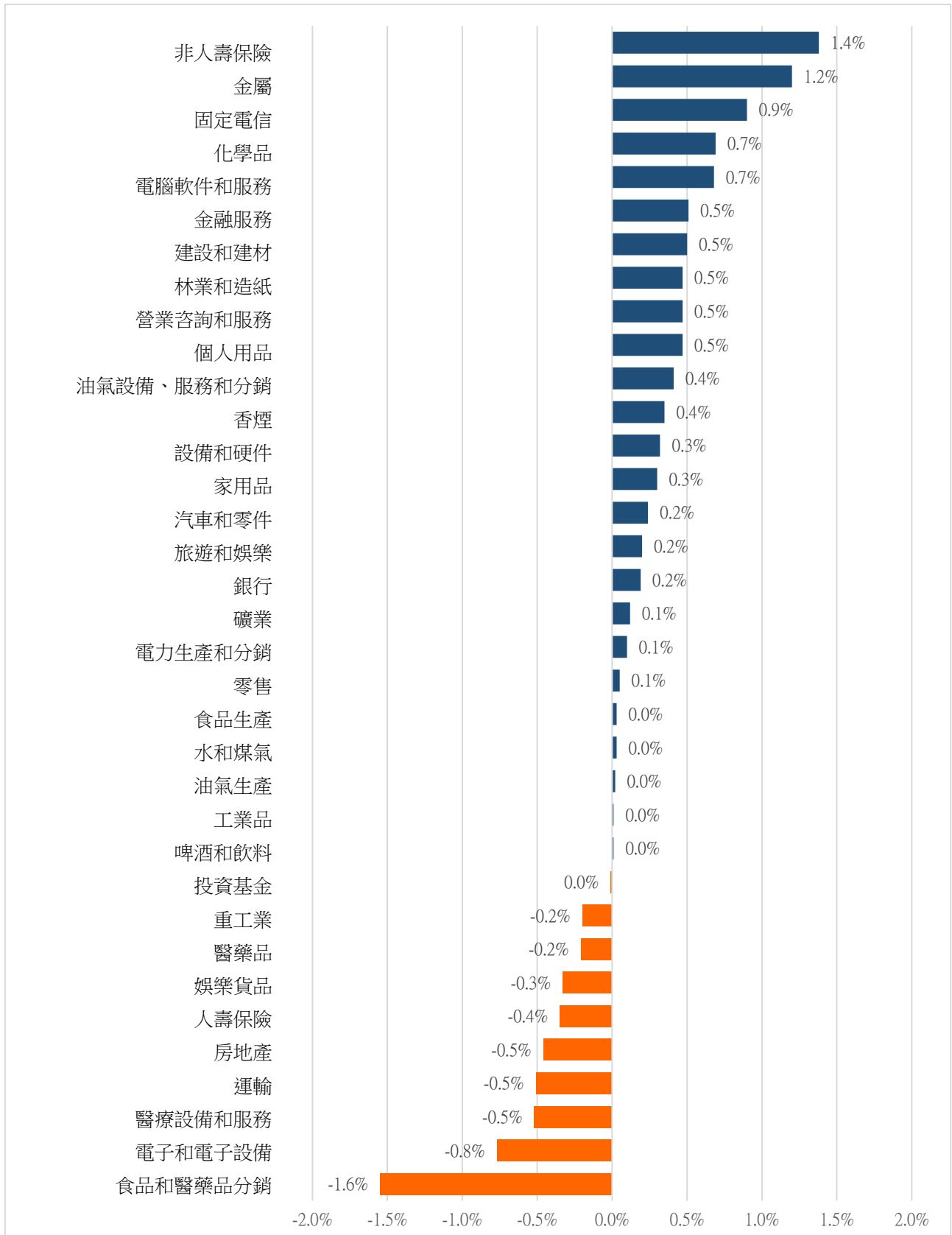
資料源: Bloomberg & Yuanta Research

資料源: Bloomberg & Yuanta Research

資料源: Bloomberg & Yuanta Research

We Create Fortune

各行業板塊的交易走勢



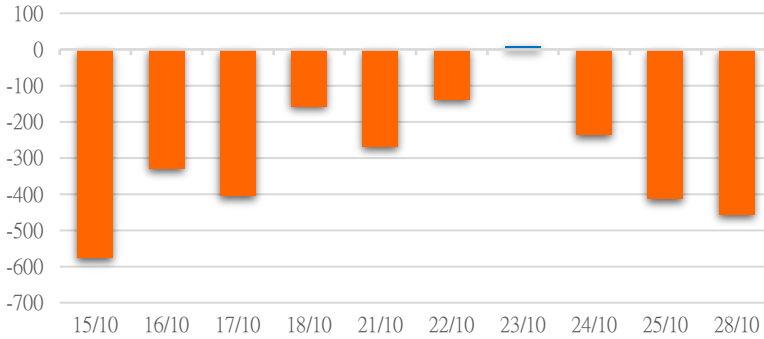
資料源: FinPro - YSVN



We Create Fortune

外資買進賣統計

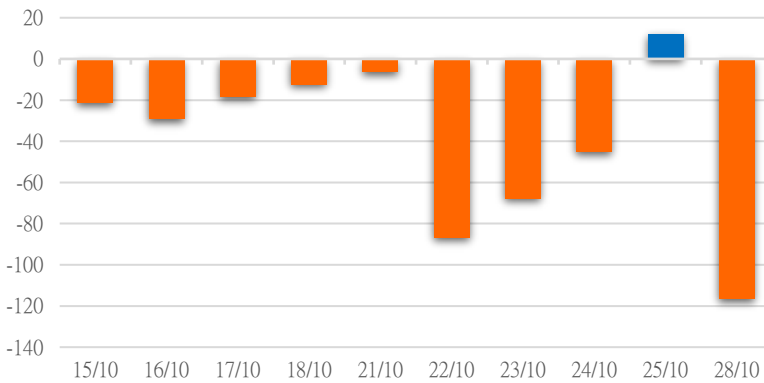
HSX 外資每日買/賣超



證券代碼	買超金額 (Mil.VND)	證券代碼	賣超金額 (Mil.VND)
FPT	49,797	MSN	-279,503
EIB	48,908	HPG	-72,128
STB	46,460	DXG	-51,078
MWG	44,485	VNM	-37,958
TCB	28,838	KBC	-35,769

HSX 外資買/賣超的前 5 名

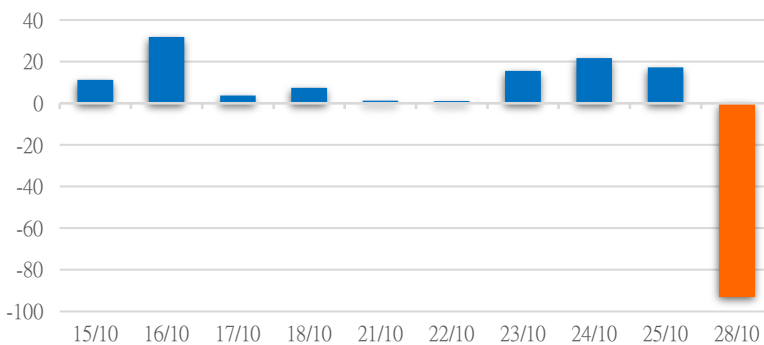
HNX 外資每日買/賣超



證券代碼	買超金額 (Mil.VND)	證券代碼	賣超金額 (Mil.VND)
IDC	2,789	SHS	-111,084
VFS	1,236	IVS	-2,104
PVI	409	VGS	-1,841
DL1	288	BVS	-1,372
VTZ	276	PVS	-804

HNX 外資買/賣超的前 5 名

UPCOM 外資每日買/賣超



證券代碼	買超金額 (Mil.VND)	證券代碼	賣超金額 (Mil.VND)
ABI	607	ACV	-2,811
CSI	293	VEA	-2,667
VDG	250	QNS	-683
ABW	194	MML	-166
UDC	111	AAS	-50

UPCOM 外資買/賣超的前 5 名

源: FiinPro - YSVN

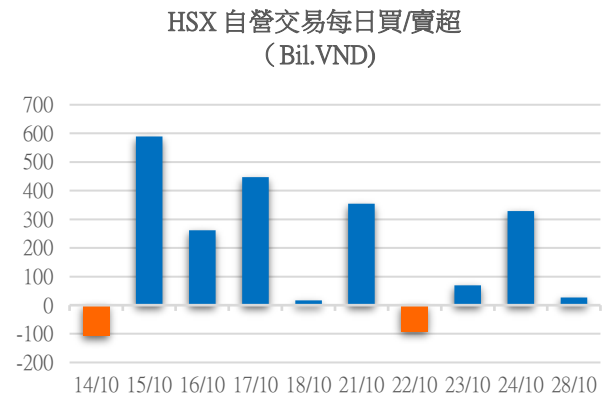


We Create **Fortune**

自營統計

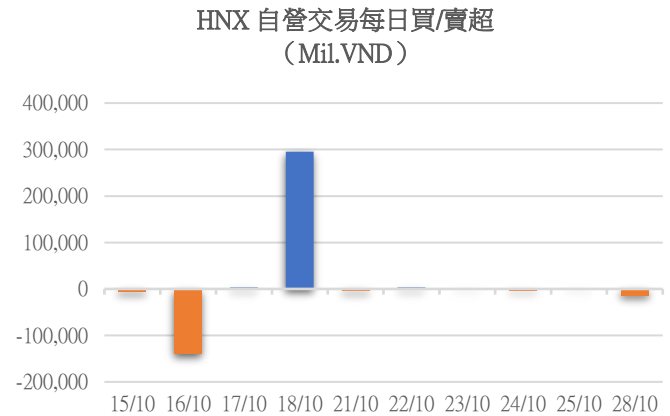
證券代碼	買超金額 (Mil.VND)	證券代碼	賣超金額 (Mil.VND)
MSN	106,278	FPT	28,642
VCB	24,293	ACB	26,958
HPG	23,888	TCB	26,842
VNM	19,286	STB	14,740
VHM	13,668	CTG	12,144

HSX 自營交易最大前名



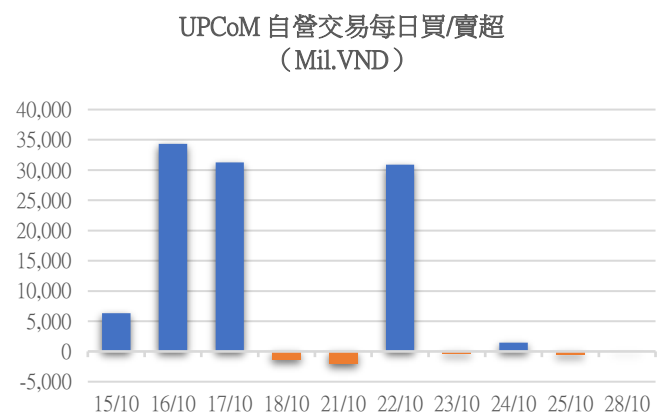
證券代碼	買超金額 (Mil.VND)	證券代碼	賣超金額 (Mil.VND)
VC2	1,128	MBS	10,346
VCS	313	IDC	4,240
PVS	8	GDW	86

HNX 自營交易最大前名



證券代碼	買超金額 (Mil.VND)	證券代碼	賣超金額 (Mil.VND)
		XMC	0
		UDC	0

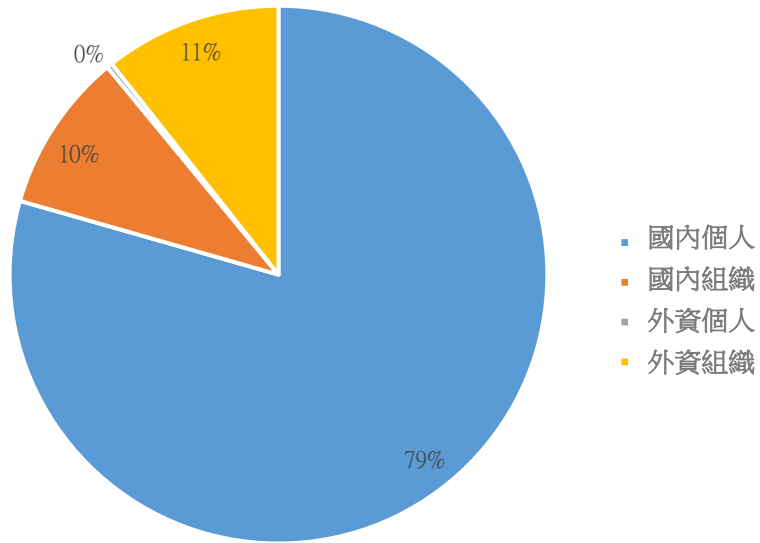
UPCoM 自營交易最大前名





We Create **Fortune**

越南證券市場投資人類別統計

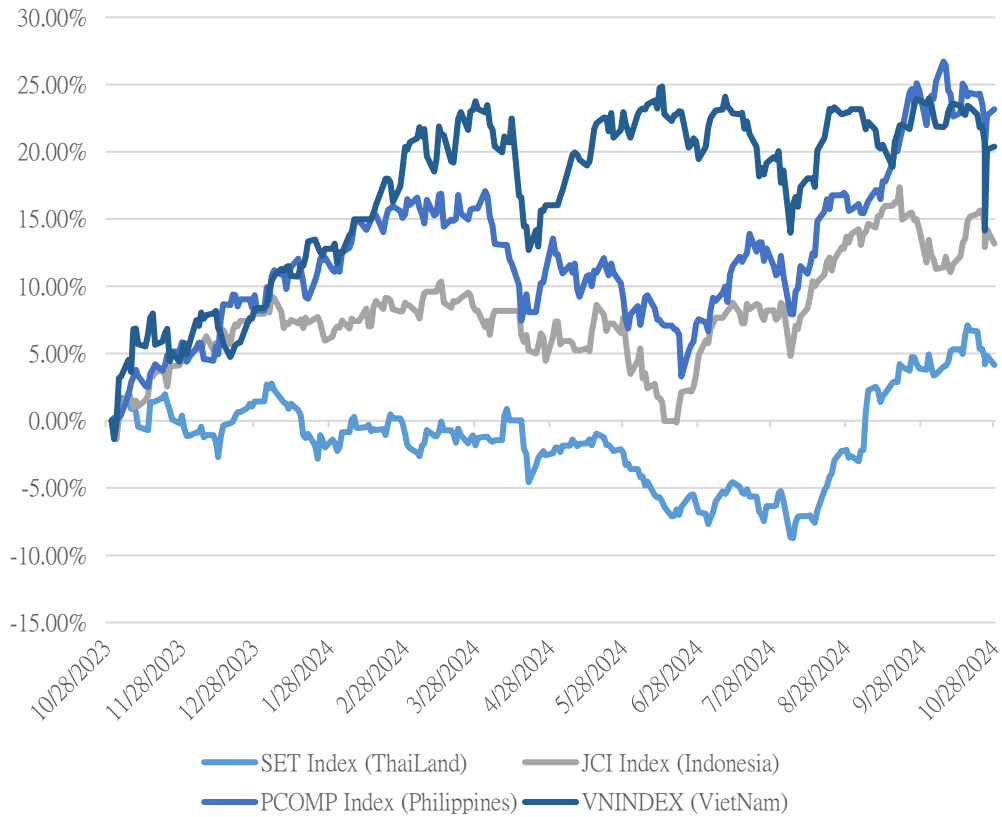


資料源: FiinPro - YSVN



We Create Fortune

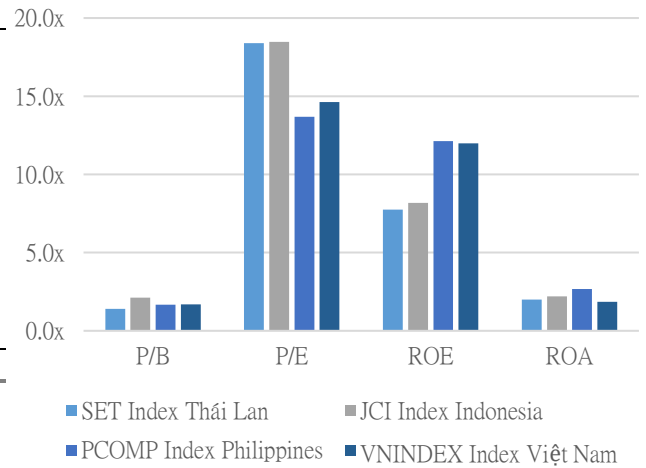
東南亞主要市場走勢比較



東南亞主要市場數據

		Thailand	Indonesia	Philippines	Vietnam
P/B		1.4x	2.1x	1.7x	1.7x
P/E		18.5x	18.7x	13.8x	14.8x
ROE	%	7.76	8.18	12.14	11.99
ROA	%	1.99	2.20	2.68	1.85
Vốn hóa	Tỷ USD	539.90	838.05	174.59	205.75
GTGD	Triệu USD	1.59	0.71	0.06	0.50
LS cổ tức	%	3.20	3.02	2.46	1.84

源: Bloomberg & YSVN



■ SET Index Thái Lan ■ JCI Index Indonesia
■ PCOMP Index Philippines ■ VNINDEX Index Việt Nam



We Create **Fortune**

元大證券（越南）公司

個人客戶分析部

Nguyễn Th ệ Minh
研究分析經理
+84 28 3622 6868 ext 3826
minh.nguyen@yuanta.com.vn

Lý Thị Hi ệ n
研究分析主管
+84 28 3622 6868 ext 3908
hien.ly@yuanta.com.vn

Quách Đức Khánh
研究分析副主管
+84 28 3622 6868 ext 3833
khanh.quach@yuanta.com.vn

Khổng Hữu Hiệp
高級分析專員
+84 28 3622 6868 ext 3912
hiiep.khong@yuanta.com.vn

Nguyễn Trịnh Ngọc Hồng
高級分析專員
+84 28 3622 6868 ext 3832
hong.nguyen@yuanta.com.vn

Phạm Tấn Phát
高級分析專員
+84 28 3622 6868 ext 3880
phat.pham@yuanta.com.vn

個人客戶業務部

Phạm Đắc Thành
北部營業中心經理
+84 28 3622 6868 ext 3416
thanh.pham@yuanta.com.vn

Võ Thị Thu Thủy
平陽分行經理
+84 28 3622 6868 ext 3505
thuy.vo@yuanta.com.vn

Lương Kỳ Ty
堤岸分行經理
+84 28 3622 6868 ext 3653
ty.luong@yuanta.com.vn

Bùi Quốc Phong
同奈分行經理
+84 28 3622 6868 ext 3701
phong.bui@yuanta.com.vn

Võ Đình Tuấn
峴港分行經理
+84 28 3622 6868 ext 3301
tuan.vo@yuanta.com.vn

Nguyễn Việt Quang
河內分行經理
+84 28 3622 6868 ext 3404
quang.nguyen@yuanta.com.vn

Đinh Thị Thu Cúc
頭頓分行經理
+84 28 3622 6868 ext 3203
cuc.dinh@yuanta.com.vn



We Create **Fortune**

Appendix A: Important Disclosures

Analyst Certification

Each research analyst primarily responsible for the content of this research report, in whole or in part, certifies that with respect to each security or issuer that the analyst covered in this report: (1) all of the views expressed accurately reflect his or her personal views about those securities or issuers; and (2) no part of his or her compensation was, is, or will be, directly or indirectly, related to the specific recommendations or views expressed by that research analyst in the research report.

Ratings Definitions

BUY: We have a positive outlook on the stock based on our expected absolute or relative return over the investment period. Our thesis is based on our analysis of the company's outlook, financial performance, catalysts, valuation and risk profile. We recommend investors add to their position.

HOLD-Outperform: In our view, the stock's fundamentals are relatively more attractive than peers at the current price. Our thesis is based on our analysis of the company's outlook, financial performance, catalysts, valuation and risk profile.

HOLD-Underperform: In our view, the stock's fundamentals are relatively less attractive than peers at the current price. Our thesis is based on our analysis of the company's outlook, financial performance, catalysts, valuation and risk profile.

SELL: We have a negative outlook on the stock based on our expected absolute or relative return over the investment period. Our thesis is based on our analysis of the company's outlook, financial performance, catalysts, valuation and risk profile. We recommend investors reduce their position.

Under Review: We actively follow the company, although our estimates, rating and target price are under review.

Restricted: The rating and target price have been suspended temporarily to comply with applicable regulations and/or Yuanta policies.

Note: Yuanta research coverage with a Target Price is based on an investment period of 12 months. Greater China Discovery Series coverage does not have a formal 12 month Target Price and the recommendation is based on an investment period specified by the analyst in the report.

Global Disclaimer

© 2018 Yuanta. All rights reserved. The information in this report has been compiled from sources we believe to be reliable, but we do not hold ourselves responsible for its completeness or accuracy. It is not an offer to sell or solicitation of an offer to buy any securities. All opinions and estimates included in this report constitute our judgment as of this date and are subject to change without notice.

This report provides general information only. Neither the information nor any opinion expressed herein constitutes an offer or invitation to make an offer to buy or sell securities or other investments. This material is prepared for general circulation to clients and is not intended to provide tailored investment advice and does not take into account the individual financial situation and objectives of any specific person who may receive this report. Investors should seek financial advice regarding the appropriateness of investing in any securities, investments or investment strategies discussed or recommended in this report. The information contained in this report has been compiled from sources believed to be reliable but no representation or warranty, express or implied, is made as to its accuracy, completeness or correctness. This report is not (and should not be construed as) a solicitation to act as securities broker or dealer in any jurisdiction by any person or company that is not legally permitted to carry on such business in that jurisdiction.

Yuanta research is distributed in the United States only to Major U.S. Institutional Investors (as defined in Rule 15a-6 under the Securities Exchange Act of 1934, as amended and SEC staff interpretations thereof). All transactions by a US person in the securities mentioned in this report must be effected through a registered broker-dealer under Section 15 of the Securities Exchange Act of 1934, as amended. Yuanta research is distributed in Taiwan by Yuanta Securities Investment Consulting. Yuanta research is distributed in Hong Kong by Yuanta Securities (Hong Kong) Co. Limited, which is licensed in Hong Kong by the Securities and Futures Commission for regulated activities, including Type 4 regulated activity (advising on securities). In Hong Kong, this research report may not be redistributed, retransmitted or disclosed, in whole or in part or and any form or manner, without the express written