

當日市場：繼續復甦

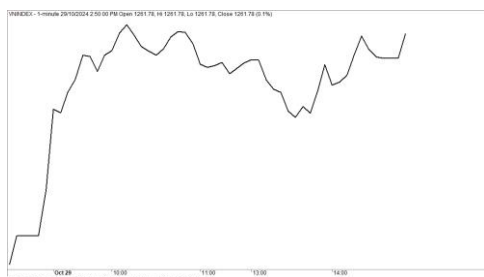
2024/10/30

市場走勢

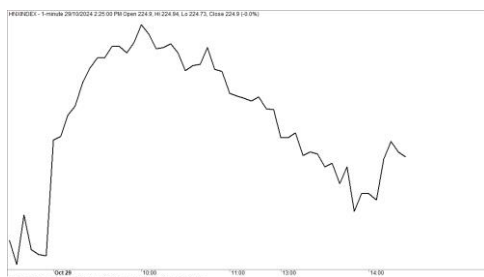
市場指數	VNI	HNI	UPCOM
收盤	1,261.78	225.56	92.32
%日	0.56%	0.43%	0.19%
%週	-0.64%	0.03%	0.64%
%月	-2.26%	-4.31%	-1.68%
%年	18.97%	3.45%	11.10%
成交值(Bil.VND)			
當日	18,803	633	538
日均量/週	14,672	669	535
日均量/月	16,120	1,025	728
外資進出			
買進	1,702.12	22.01	31.19
賣出	6,827.69	33.16	9.39
買賣超	-5,125.56	-11.16	21.80
市場漲跌家數			
上漲	207	98	177
下跌	113	47	139
持平	96	171	587
市場指標			
P/E	13.70	16.00	27.29
總市值 (兆盾)	5,159	317	1,457
股息殖利率	2.44%	2.99%	4.39%

資料源: Bloomberg - YSVN

VNINDEX



HNIINDEX



市場走勢

市場情緒積極以及漲幅佔主導地位幫助市場在連續第二個交易日繼續復甦。VN-Index 收盤上漲 0.56%，止於 1,261.78 點。HNX-Index 同步上漲 0.43%，Upcom-Index 上漲 0.19%。3 大市場的交易額均有所改善，則增加至 19 兆 9,740 億越南盾。

銀行股繼續復甦以及漲幅佔主導地位，其中 VIB (2.74%)、HDB (2.44%)、OCB (1.3%) 等領漲。此外，MWG (1.53%)、GVR (1.38%)、HPG (1.12%) 也在連續第二個交易日復甦。拋售壓力走弱，導致股票小幅下跌。

中型房地產股如 DXG、PDR、HDC 在當日被強勁拋售，跌幅超過 2%。同時，第三季度業務業績良好的企業吸引現金流如 HPX、DLG 等漲停，而 GMD (4%)、HHS (2.3%)、DPM (2.19%)、EVF (2.8%) 等也良好上漲。

外資繼續延續賣超勢頭，價值達到 5 兆 1,150 億越南盾，主要集中在 VIB (5 兆 5,350 億)、VHM (950 億)、BID (590 億)。相反，VPB (2,760 億)、GMD (1710 億)、EIB (640 億) 在買超方面的榜首。

市場短期觀點

我們認為市場在下一交易日可能會繼續復甦，VN-Index 可能會重新測試 1,270 點的阻力位。同時，市場出現進入短期調整階段的跡象，顯示市場下跌速度出現放緩跡象，意味著短期風險微有下跌。然而，市場仍尚未出現形成底部的跡象，短期風險依然較高。

大盤的短期走勢仍維持下跌。因此，我們建議投資者可以繼續在短期投資組合持有 30-40% 的低比例股票。同時，投資者僅應該較低比例新買的有短期買點的股票。

請在 <https://ysraar.yuanta.com.vn/> 查看有關股票的信號。



We Create Fortune

技術分析圖



指數技術分析圖 VN-Index



指數技術分析圖 HNX-Index

指數	短期趨勢	中期趨勢	阻力區 1	阻力區 2	支撐區 1	支撐區 2
VN-Index	下跌	上漲	1300	1330	870	800
HNX-Index	下跌	上漲	260	306	189	160
VN30	下跌	上漲	1336	1350	980	960
VNMidcaps	下跌	上漲	1280	1250	963	900
VNSmallcaps	下跌	上漲	1250	1250	804	750

We Create Fortune

胡志明市交易所 (HSX)

	收盤	漲跌%
VNI	1261.78	0.56%
VN30	1335.76	0.56%
VN Mid	1887.1	0.65%
VN Small	1404.63	0.50%

河內交易所 (HSX)

	收盤	漲跌%
HNI	225.56	0.43%
HN30	484.6	0.35%
VNX AllSh	1321.86	0.58%

UPCOM 市場 (UPCoM)

	收盤	漲跌%
UPCoM	92.32	0.19%

外資交易	成交值 (Bil.VND)
買進	1702.12
賣出	6827.69
買超/賣超	-5125.56

外資交易	成交值 (Bil.VND)
買進	22.01
賣出	33.16
買超/賣超	-11.16

外資交易	成交值 (Bil.VND)
買進	31.19
賣出	9.39
買超/賣超	21.80

上漲排名/ 股碼	漲跌(VND)	漲跌%
CSV	2450	6.94%
HPX	330	6.86%
DLG	130	6.84%
HVN	1400	6.80%
YEG	660	6.71%

上漲排名/ 股碼	漲跌(VND)	漲跌%
HGM	7800	9.95%
DDG	200	7.14%
SRA	200	6.90%
AAV	300	5.45%
LAS	800	3.83%

上漲排名/ 股碼	漲跌(VND)	漲跌%
ANT	1328	6.95%
VGI	3437	4.99%
TTN	607	4.16%
DDV	567	3.42%
VAB	203	2.23%

下跌排名/ 股碼	漲跌(VND)	漲跌%
NHA	-950	-3.62%
HDC	-950	-3.49%
DXG	-500	-2.97%
KHP	-350	-2.85%
CIG	-190	-2.75%

下跌排名/ 股碼	漲跌(VND)	漲跌%
PGT	-100	-1.92%
GKM	-100	-1.41%
VC3	-400	-1.40%
C69	-100	-1.37%
CEO	-200	-1.30%

下跌排名/ 股碼	漲跌(VND)	漲跌%
AAH	-113	-2.90%
HVA	-85	-1.39%
VCR	-200	-0.82%
AMS	-49	-0.52%
HBC	-7	-0.14%

市值排名/ 股碼	Bil.VND
VCB	514,196,396
BID	270,770,705
FPT	198,447,233
CTG	186,338,714
VHM	185,931,492

市值排名/ 股碼	Bil.VND
PVS	18,114,922
IDC	17,621,996
MBS	15,645,628
HUT	14,547,945
THD	13,474,999

市值排名/ 股碼	Bil.VND
ACV	251,779,557
VGI	209,752,074
MCH	151,702,197
BSR	65,972,431
VEA	58,287,812

交易量排名/ 股碼	成交值	30 日均
VIB	328,852,200	16,116,498
DXG	28,988,900	15,194,992
VPB	25,220,611	29,581,811
SHB	18,863,133	18,574,882
VIX	17,671,805	23,688,237

交易量排名/ 股碼	成交值	30 日均
SHS	4,151,973	12,756,453
CEO	4,084,810	4,508,587
TIG	2,000,964	1,551,285
NRC	1,944,470	943,766
TNG	1,815,136	1,672,965

交易量排名/ 股碼	成交值	30 日均
VGI	2,845,943	860,400
BSR	2,224,877	5,800,774
DDV	1,931,782	539,349
HNG	1,295,662	3,368,679
AAH	1,208,364	1,057,356

資料源: Bloomberg & Yuanta Research

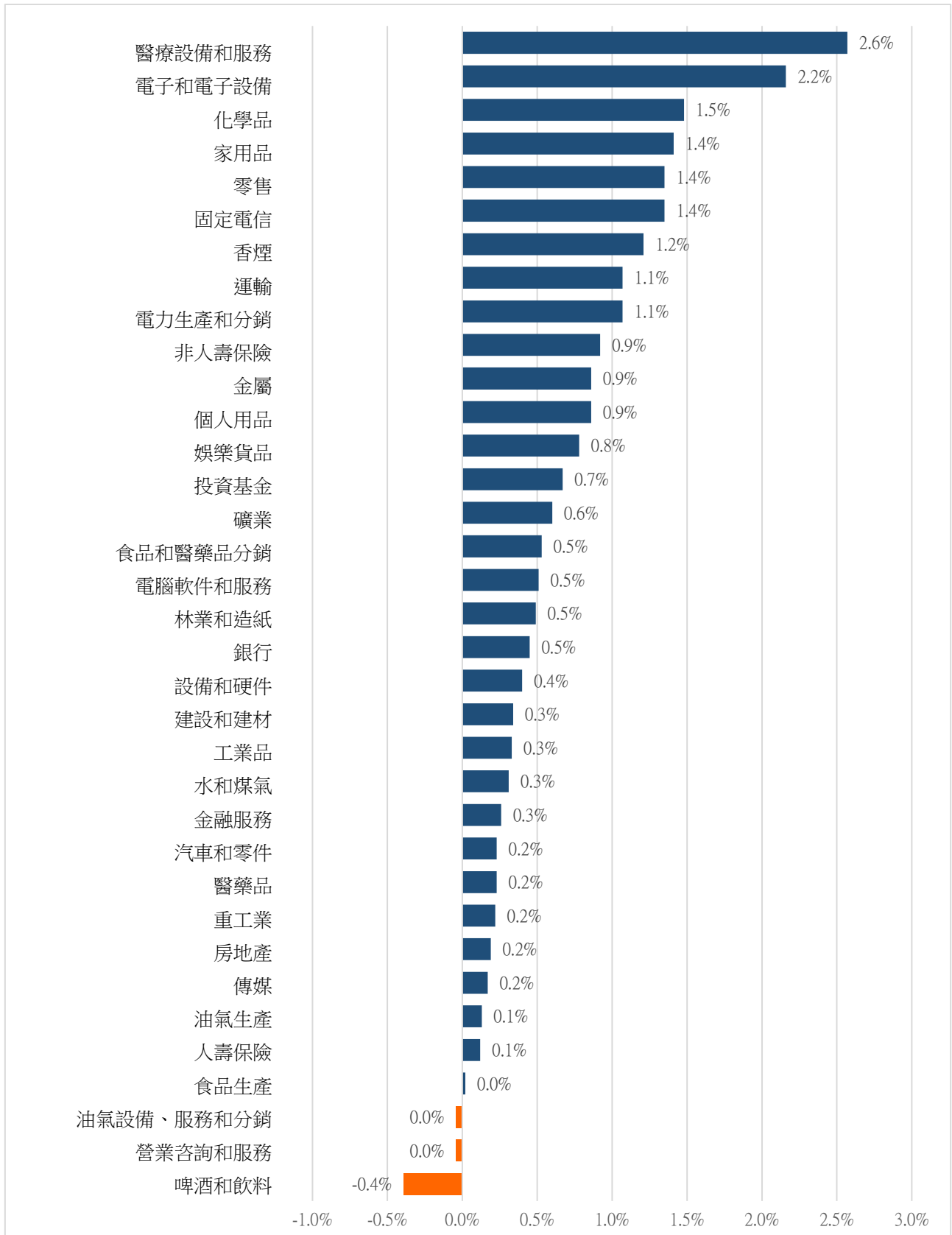
資料源: Bloomberg & Yuanta Research

資料源: Bloomberg & Yuanta Research



We Create Fortune

各行業板塊的交易走勢



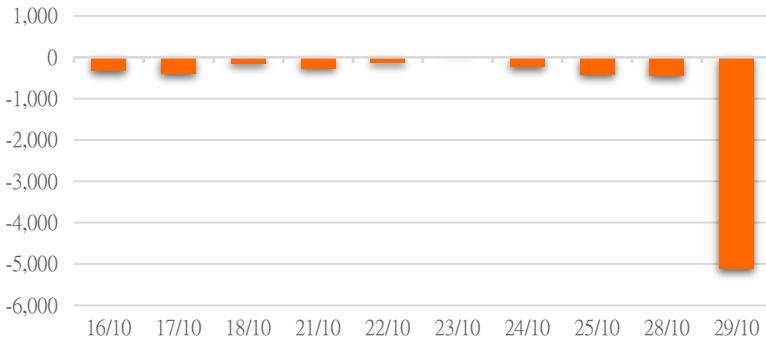
資料源: FinPro - YSVN



We Create Fortune

外資買進賣統計

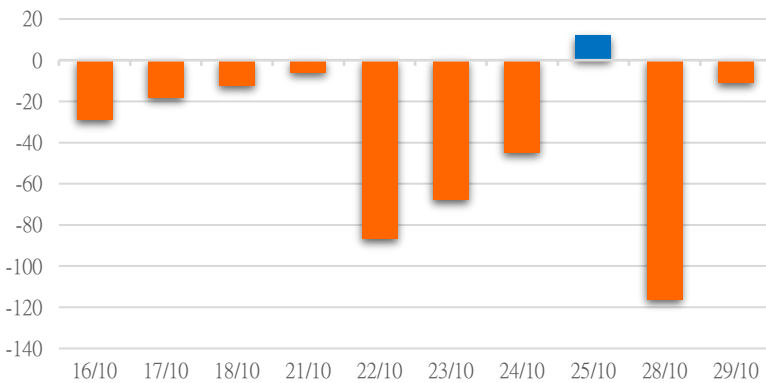
HSX 外資每日買/賣超



證券代碼	買超金額 (Mil.VND)	證券代碼	賣超金額 (Mil.VND)
VPB	276,055	VIB	-5,535,000
GMD	171,215	VHM	-95,110
EIB	63,674	BID	-59,003
MWG	60,485	MSN	-44,799
CTD	38,243	HPG	-43,339

HSX 外資買/賣超的前 5 名

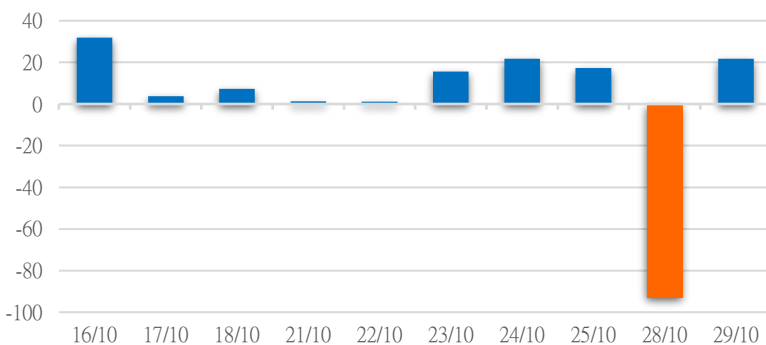
HNX 外資每日買/賣超



證券代碼	買超金額 (Mil.VND)	證券代碼	賣超金額 (Mil.VND)
LAS	2,158	PVS	-11,859
SHS	2,111	PGT	-4,523
PVI	1,447	CEO	-2,788
DTD	1,201	BVS	-948
VC3	997	IDC	-314

HNX 外資買/賣超的前 5 名

UPCOM 外資每日買/賣超



證券代碼	買超金額 (Mil.VND)	證券代碼	賣超金額 (Mil.VND)
ACV	22,375	BSR	-3,948
VEA	1,100	GHC	-262
HPP	880	HPD	-90
MCH	774	TTN	-84
ABI	590	CSI	-80

UPCOM 外資買/賣超的前 5 名

源: FiinPro - YSVN

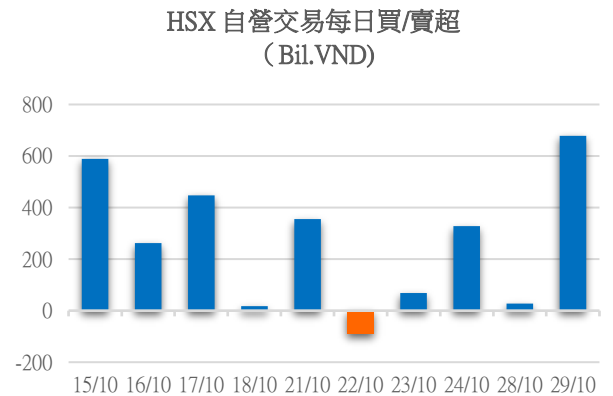


We Create **Fortune**

自營統計

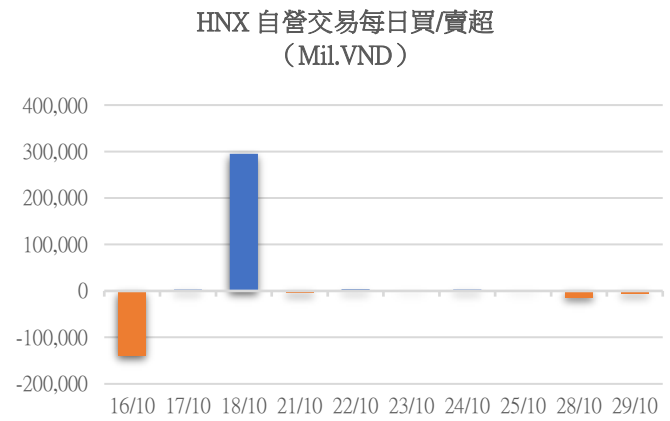
證券代碼	買超金額 (Mil.VND)	證券代碼	賣超金額 (Mil.VND)
VIB	592,186	ACB	21,042
E1VFN30	41,927	MWG	11,555
VHM	33,469	VTP	10,812
VCB	20,667	FPT	8,874
FUEVFN30	14,127	MSN	8,312

HSX 自營交易最大前名



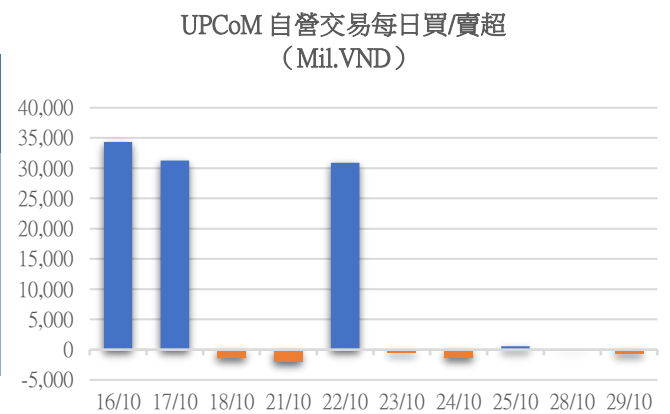
證券代碼	買超金額 (Mil.VND)	證券代碼	賣超金額 (Mil.VND)
PVS	1,137	MBS	5,246
		BVS	1,180
		GDW	134

HNX 自營交易最大前名



證券代碼	買超金額 (Mil.VND)	證券代碼	賣超金額 (Mil.VND)
		BSR	749

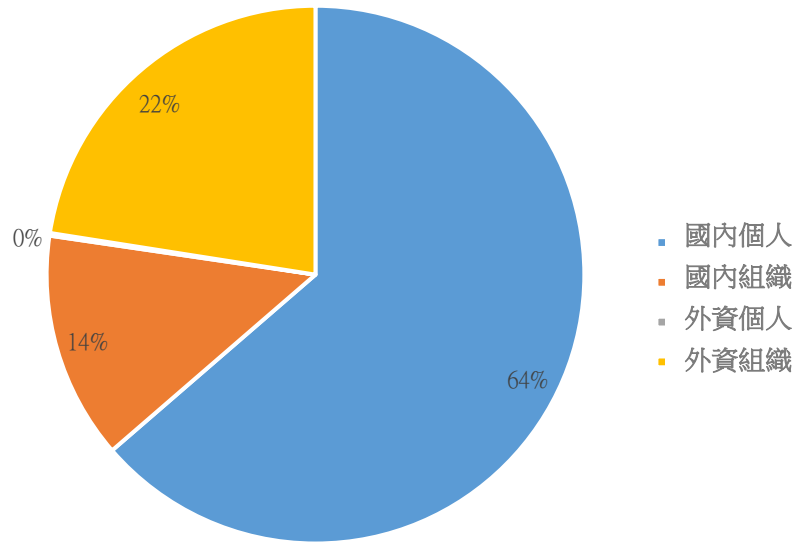
UPCoM 自營交易最大前名





We Create **Fortune**

越南證券市場投資人類別統計

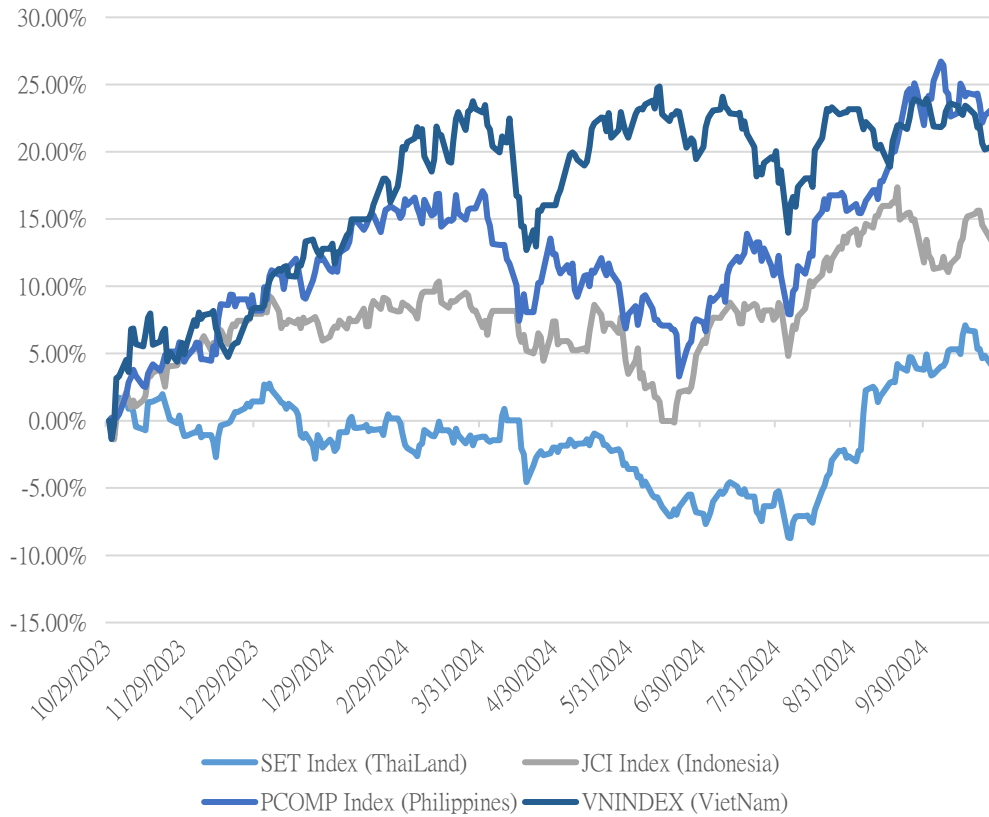


資料源: FiinPro - YSVN



We Create Fortune

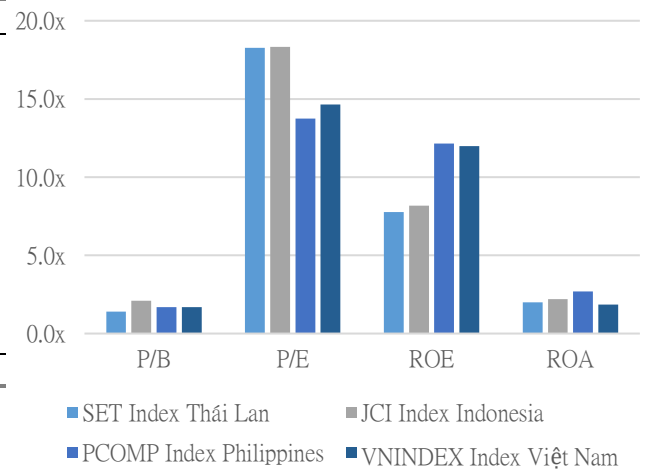
東南亞主要市場走勢比較



東南亞主要市場數據

		Thailand	Indonesia	Philippines	Vietnam
P/B		1.4x	2.1x	1.7x	1.7x
P/E		18.3x	18.3x	13.7x	14.7x
ROE	%	7.76	8.19	12.14	11.99
ROA	%	1.99	2.20	2.68	1.85
Vốn hóa	Tỷ USD	532.80	811.71	172.55	204.10
GTGD	Triệu USD	1.28	0.57	0.05	0.36
LS cổ tức	%	3.24	3.07	2.54	1.83

源: Bloomberg & YSVN



■ SET Index Thái Lan ■ JCI Index Indonesia
■ PCOMP Index Philippines ■ VNINDEX Index Việt Nam



We Create **Fortune**

元大證券（越南）公司

個人客戶分析部

Nguyễn Th ệ Minh
研究分析經理
+84 28 3622 6868 ext 3826
minh.nguyen@yuanta.com.vn

Lý Thị Hi ệ n
研究分析主管
+84 28 3622 6868 ext 3908
hien.ly@yuanta.com.vn

Quách Đức Khánh
研究分析副主管
+84 28 3622 6868 ext 3833
khanh.quach@yuanta.com.vn

Khổng Hữu Hiệp
高級分析專員
+84 28 3622 6868 ext 3912
hiiep.khong@yuanta.com.vn

Nguyễn Trịnh Ngọc Hồng
高級分析專員
+84 28 3622 6868 ext 3832
hong.nguyen@yuanta.com.vn

Phạm Tấn Phát
高級分析專員
+84 28 3622 6868 ext 3880
phat.pham@yuanta.com.vn

個人客戶業務部

Phạm Đắc Thành
北部營業中心經理
+84 28 3622 6868 ext 3416
thanh.pham@yuanta.com.vn

Võ Thị Thu Thủy
平陽分行經理
+84 28 3622 6868 ext 3505
thuy.vo@yuanta.com.vn

Lương Kỳ Ty
堤岸分行經理
+84 28 3622 6868 ext 3653
ty.luong@yuanta.com.vn

Bùi Quốc Phong
同奈分行經理
+84 28 3622 6868 ext 3701
phong.bui@yuanta.com.vn

Võ Đình Tuấn
峴港分行經理
+84 28 3622 6868 ext 3301
tuan.vo@yuanta.com.vn

Nguyễn Việt Quang
河內分行經理
+84 28 3622 6868 ext 3404
quang.nguyen@yuanta.com.vn

Đinh Thị Thu Cúc
頭頓分行經理
+84 28 3622 6868 ext 3203
cuc.dinh@yuanta.com.vn



We Create **Fortune**

Appendix A: Important Disclosures

Analyst Certification

Each research analyst primarily responsible for the content of this research report, in whole or in part, certifies that with respect to each security or issuer that the analyst covered in this report: (1) all of the views expressed accurately reflect his or her personal views about those securities or issuers; and (2) no part of his or her compensation was, is, or will be, directly or indirectly, related to the specific recommendations or views expressed by that research analyst in the research report.

Ratings Definitions

BUY: We have a positive outlook on the stock based on our expected absolute or relative return over the investment period. Our thesis is based on our analysis of the company's outlook, financial performance, catalysts, valuation and risk profile. We recommend investors add to their position.

HOLD-Outperform: In our view, the stock's fundamentals are relatively more attractive than peers at the current price. Our thesis is based on our analysis of the company's outlook, financial performance, catalysts, valuation and risk profile.

HOLD-Underperform: In our view, the stock's fundamentals are relatively less attractive than peers at the current price. Our thesis is based on our analysis of the company's outlook, financial performance, catalysts, valuation and risk profile.

SELL: We have a negative outlook on the stock based on our expected absolute or relative return over the investment period. Our thesis is based on our analysis of the company's outlook, financial performance, catalysts, valuation and risk profile. We recommend investors reduce their position.

Under Review: We actively follow the company, although our estimates, rating and target price are under review.

Restricted: The rating and target price have been suspended temporarily to comply with applicable regulations and/or Yuanta policies.

Note: Yuanta research coverage with a Target Price is based on an investment period of 12 months. Greater China Discovery Series coverage does not have a formal 12 month Target Price and the recommendation is based on an investment period specified by the analyst in the report.

Global Disclaimer

© 2018 Yuanta. All rights reserved. The information in this report has been compiled from sources we believe to be reliable, but we do not hold ourselves responsible for its completeness or accuracy. It is not an offer to sell or solicitation of an offer to buy any securities. All opinions and estimates included in this report constitute our judgment as of this date and are subject to change without notice.

This report provides general information only. Neither the information nor any opinion expressed herein constitutes an offer or invitation to make an offer to buy or sell securities or other investments. This material is prepared for general circulation to clients and is not intended to provide tailored investment advice and does not take into account the individual financial situation and objectives of any specific person who may receive this report. Investors should seek financial advice regarding the appropriateness of investing in any securities, investments or investment strategies discussed or recommended in this report. The information contained in this report has been compiled from sources believed to be reliable but no representation or warranty, express or implied, is made as to its accuracy, completeness or correctness. This report is not (and should not be construed as) a solicitation to act as securities broker or dealer in any jurisdiction by any person or company that is not legally permitted to carry on such business in that jurisdiction.

Yuanta research is distributed in the United States only to Major U.S. Institutional Investors (as defined in Rule 15a-6 under the Securities Exchange Act of 1934, as amended and SEC staff interpretations thereof). All transactions by a US person in the securities mentioned in this report must be effected through a registered broker-dealer under Section 15 of the Securities Exchange Act of 1934, as amended. Yuanta research is distributed in Taiwan by Yuanta Securities Investment Consulting. Yuanta research is distributed in Hong Kong by Yuanta Securities (Hong Kong) Co. Limited, which is licensed in Hong Kong by the Securities and Futures Commission for regulated activities, including Type 4 regulated activity (advising on securities). In Hong Kong, this research report may not be redistributed, retransmitted or disclosed, in whole or in part or and any form or manner, without the express written