

再次強勁復甦

2024/11/07

合約走勢					
	收盤	+/-	交易量	到期日	剩餘時間
單位	點數	點數	合約	日期	日
VN30F2411	1341.0	22.0	214,690	21/11	17
VN30F2412	1342.7	20.2	406	19/12	45
VN30F2503	1342.2	19.6	50	20/03	136
VN30F2506	1343.5	21.8	52	19/06	227

源自 Bloomberg - YSVN

合約更改交易量和持倉量				
	交易量	+/-	OI	+/-
單位	合約	%		%
VN30F2411	214,690	51.0%	53,215	
VN30F2412	406	244.1%	406	
VN30F2503	50	212.5%	212	
VN30F2506	52	44.4%	52	

源自：Bloomberg - YSVN

合約的基差變動			
	基差	前一盤	+/-
單位	點數	點數	點數
VN30F2411	11.4	5.7	5.8
VN30F2412	13.1	5.7	7.5
VN30F2503	12.6	9.3	3.4
VN30F2506	13.9	8.4	5.6

源自：Bloomberg - YSVN

Pham Tan Phat
高級分析專員
Email: phat.pham@yuanta.com.vn
Phone: (084) 28 3622 6868 ext 3880

合約走勢

- 期貨合約在盤初的交易日上漲並形成差距，在基本指數尾盤大幅上漲的情況下，漲幅擴大到尾盤的交易日。值得關注的是，VN30F2411 合約的基差擴大至超過 11 點的正水平。
- VN30F2411 的成交量比前一交易日增加 51%，持倉量比前一交易日減少至 51,992 份。

VN30F1M 的評估

- VN30F2411 強勁復甦，價格走勢圖上漲至 1,345-1,350 點，相當於斐波那契回檔位 38.2-50%。RSI 大幅上漲並維持在超買區域，顯示上漲勢頭相當積極，調整期可能會尚未改變下一交易日的復甦趨勢。
- 同時，VN30F2411 合約的短期趨勢在日線圖為下跌，追蹤停損相當於 1,345 點。

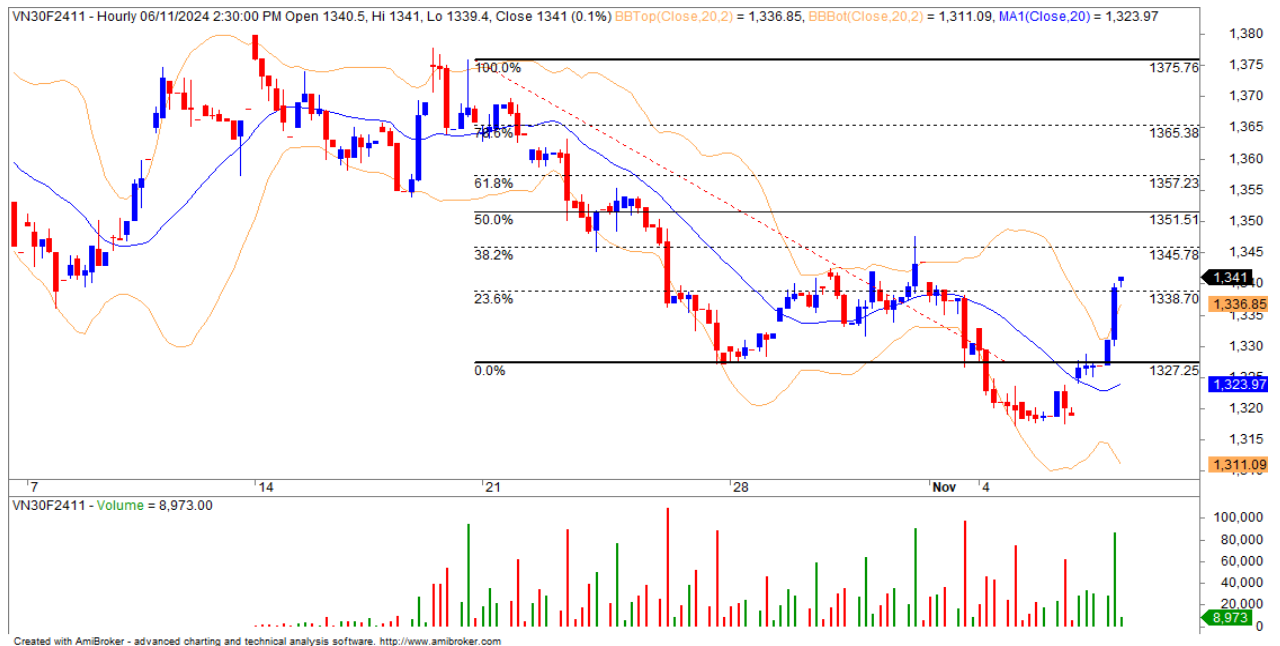
投資策略

當天策略 (Intraday)	投資者考慮在 1,338 點開設多頭，停損於 1,335 點。 空頭倉位考慮在 1,350 點開設，停損於 1,355 點。
主要短期 趨勢策略 (Daily)	投資者平倉空頭部位，並等待新再次的入場點。



We Create Fortune

VN30F1M 合約走勢圖

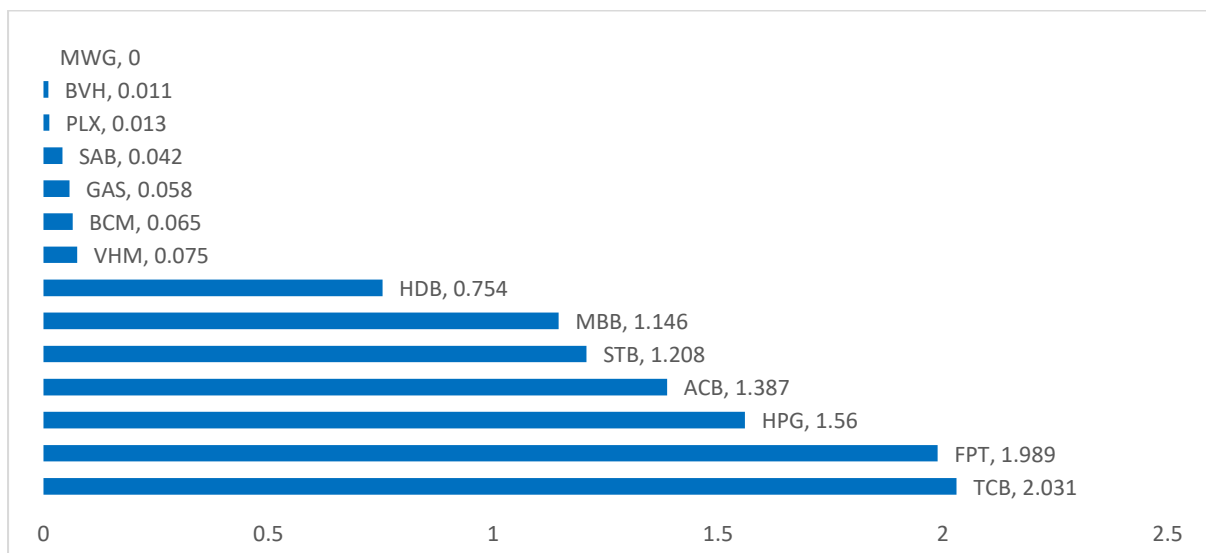


	VN30F2411-Daily	VN30F2411-1H
趨勢	下跌	上漲
支撐 1	1314	1328
支撐 2	1303	1317
阻力 1	1345	1345
阻力 2	1366	1350

VN30-INDEX 指數走勢

VN30-Index 收盤上漲 1.23%，其中 銀行股包括 TCB, FPT 和 HPG 是對指數積極貢獻最多的 3 檔股票。

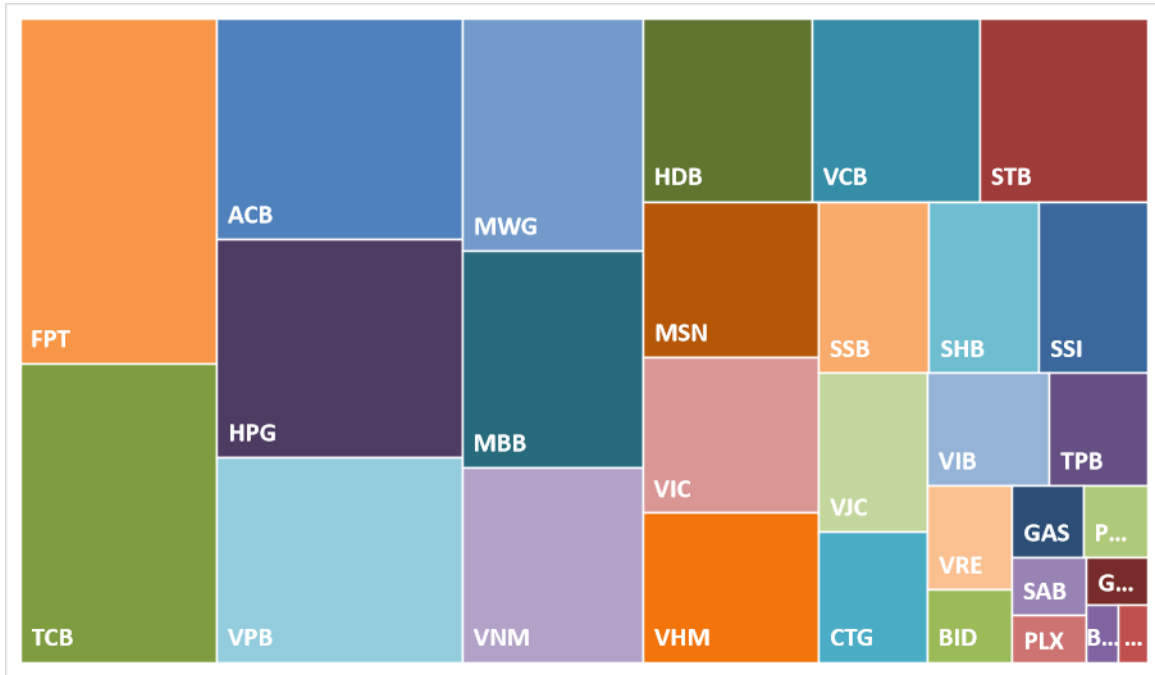
VN30-INDEX 中最有影響力的成份股





We Create **Fortune**

VN30-INDEX 中的資本化



TCB 的走勢圖



We Create Fortune

VN30-INDEX 中的成分股

股碼	公司名稱	行業	比重	收盤價	資本化	PER	PBR	3個月平均交易量	外資持有	52週最高	52週最底
		單位	%	VND	Bil. VND	x	x	'000 cp	%	VND	VND
BID	越南投資與發展商業股份銀行	金融	7.5%	25,100	112,113	6.9	1.4	7,704	30%	26,500	18,565
KDH	Khang Dien 房屋貿易投資股份公司	房地產	0.2%	67,400	69,759	26.6	3.6	474	2%	74,500	50,400
CTG	越南工商股份銀行	金融	0.8%	48,050	273,906	11.7	2.1	2,197	17%	56,700	35,229
ACB	亞洲商業股份銀行	金融	0.2%	44,150	32,774	16.6	1.4	434	27%	48,300	38,200
PLX	越南油氣集團	能源	2.1%	35,900	192,783	8.9	1.4	7,775	27%	37,550	24,431
BVH	Bao Viet 集團	金融	10.1%	134,600	198,006	26.3	6.6	3,497	46%	142,800	71,826
FPT	FPT 發展投資工藝股份公司	科技	0.6%	70,100	164,221	15.0	2.8	1,140	2%	84,412	70,000
GAS	越南氣體總公司 - 股份公司	公用服務	0.4%	33,750	135,000	39.2	2.6	2,652	0%	39,000	16,450
POW	越南天然氣股份總公司	公用服務	4.3%	26,400	76,891	5.9	1.5	7,246	18%	28,600	17,050
HDB	胡志明市發展商業股份銀行	金融	7.0%	26,950	172,379	14.1	1.5	20,178	22%	29,950	20,864
HPG	Hoa Phat (和發) 集團股份公司	原材料	5.4%	24,850	131,862	6.1	1.2	13,175	23%	26,200	17,100
MBB	軍隊貿易股份銀行	金融	3.6%	74,200	106,726	82.2	3.6	5,453	29%	82,300	57,000
MSN	Masan 集團股份公司	必需消費品	5.7%	65,600	95,902	32.4	3.6	8,167	48%	70,800	33,600
MWG	世界移動通信投資股份公司	非必需消費品	0.4%	40,150	51,014	17.0	2.0	1,459	18%	51,700	31,300
NVL	Nova 房地產投資集團股份公司	房地產	0.4%	11,800	27,634	20.3	0.9	5,859	4%	15,900	10,400
PNJ	Phu Nhuan (富潤) 珠寶股份公司	非必需消費品	0.6%	55,800	71,567	16.7	2.9	656	61%	69,400	52,000
GVR	越南橡膠工業集團	原材料	2.5%	10,650	39,005	5.1	0.7	13,935	3%	12,500	10,100
PDR	Phat Dat 開發房地產股份公司	房地產	2.3%	16,900	47,912	10.2	1.4	2,355	0%	22,448	15,050
TPB	Tien Phong 股份商業銀行	金融	2.7%	26,450	51,897	16.9	2.1	14,298	39%	31,582	20,719
SAB	西貢啤酒 - 酒精 - 飲料股份公司	必需消費品	5.0%	35,500	66,925	7.7	1.3	12,622	24%	36,450	25,850
SSI	SSI 西貢證券股份公司	金融	8.1%	23,900	168,376	7.5	1.2	15,721	22%	25,250	13,725
STB	西貢商信銀行 (sacombank)	金融	1.7%	16,950	44,781	9.2	1.2	17,146	30%	18,100	13,000
TCB	越南技商股份銀行 (Techcombank)	金融	4.2%	92,900	519,227	15.0	2.7	1,366	23%	100,500	80,100
VCB	越南外商貿易股份銀行	金融	4.7%	41,550	180,924	8.7	0.9	13,855	14%	48,550	34,000
VHM	Vinhomes 股份公司	房地產	2.0%	18,600	55,412	7.8	1.4	8,941	5%	21,368	15,043
VIC	Vingroup 集團股份公司	房地產	3.6%	41,800	159,829	16.1	1.2	2,553	10%	49,350	39,450
VJC	Vietjet 越捷航空股份公司	工業	2.3%	104,900	56,815	41.7	3.4	764	13%	119,600	97,000
VNM	越南牛奶股份公司	必需消費品	4.1%	65,800	137,519	16.0	4.4	3,968	52%	76,200	63,000
VPB	Viet Nam Thịnh Vuong (越南繁榮) 貿易股份銀行	金融	6.4%	19,850	157,488	12.0	1.1	23,428	25%	21,350	17,500
VRE	Vincom Retail 股份公司	房地產	1.2%	18,050	41,015	10.1	1.0	8,560	22%	28,750	16,700



We Create **Fortune**

聯繫方式

個人研究分析部

電話號碼: +84 28 3622 6868 分機碼: 3826

電子郵件: research.re@yuanta.com.vn

Appendix A: Important Disclosures

Analyst Certification

Each research analyst primarily responsible for the content of this research report, in whole or in part, certifies that with respect to each security or issuer that the analyst covered in this report: (1) all of the views expressed accurately reflect his or her personal views about those securities or issuers; and (2) no part of his or her compensation was, is, or will be, directly or indirectly, related to the specific recommendations or views expressed by that research analyst in the research report.

Ratings Definitions

BUY: We have a positive outlook on the stock based on our expected absolute or relative return over the investment period. Our thesis is based on our analysis of the company's outlook, financial performance, catalysts, valuation and risk profile. We recommend investors add to their position.

HOLD-Outperform: In our view, the stock's fundamentals are relatively more attractive than peers at the current price. Our thesis is based on our analysis of the company's outlook, financial performance, catalysts, valuation and risk profile.

HOLD-Underperform: In our view, the stock's fundamentals are relatively less attractive than peers at the current price. Our thesis is based on our analysis of the company's outlook, financial performance, catalysts, valuation and risk profile.

SELL: We have a negative outlook on the stock based on our expected absolute or relative return over the investment period. Our thesis is based on our analysis of the company's outlook, financial performance, catalysts, valuation and risk profile. We recommend investors reduce their position.

Under Review: We actively follow the company, although our estimates, rating and target price are under review.

Restricted: The rating and target price have been suspended temporarily to comply with applicable regulations and/or Yuanta policies.

Note: Yuanta research coverage with a Target Price is based on an investment period of 12 months. Greater China Discovery Series coverage does not have a formal 12 month Target Price and the recommendation is based on an investment period specified by the analyst in the report.

Global Disclaimer

© 2018 Yuanta. All rights reserved. The information in this report has been compiled from sources we believe to be reliable, but we do not hold ourselves responsible for its completeness or accuracy. It is not an offer to sell or solicitation of an offer to buy any securities. All opinions and estimates included in this report constitute our judgment as of this date and are subject to change without notice.

This report provides general information only. Neither the information nor any opinion expressed herein constitutes an offer or invitation to make an offer to buy or sell securities or other investments. This material is prepared for general circulation to clients and is not intended to provide tailored investment advice and does not take into account the individual financial situation and objectives of any specific person who may receive this report. Investors should seek financial advice regarding the appropriateness of investing in any securities, investments or investment strategies discussed or recommended in this report. The information contained in this report has been compiled from sources believed to be reliable but no representation or warranty, express or implied, is made as to its accuracy, completeness or correctness. This report is not (and should not be construed as) a solicitation to act as securities broker or dealer in any jurisdiction by any person or company that is not legally permitted to carry on such business in that jurisdiction.

Yuanta research is distributed in the United States only to Major U.S. Institutional Investors (as defined in Rule 15a-6 under the Securities Exchange Act of 1934, as amended and SEC staff interpretations thereof). All transactions by a US person in the securities mentioned in this report must be effected through a registered broker-dealer under Section 15 of the Securities Exchange Act of 1934, as amended. Yuanta research is distributed in Taiwan by Yuanta Securities Investment Consulting. Yuanta research is distributed in Hong Kong by Yuanta Securities (Hong Kong) Co. Limited, which is licensed in Hong Kong by the Securities and Futures Commission for regulated activities, including Type 4 regulated activity (advising on securities). In Hong Kong, this research report may not be redistributed, retransmitted or disclosed, in whole or in part or any form or manner, without the express written consent of Yuanta Securities (Hong Kong) Co. Limited.