

上漲至 1,300 點

2024/11/22

合約走勢					
	收盤	+/-	交易量	到期日	剩餘時間
單位	點數	點數	合約	日期	日
VN30F2411	1281.3	11.3	215,702	21/11	0
VN30F2412	1293.0	15.0	58,475	19/12	28
VN30F2503	1297.2	13.6	221	20/03	119
VN30F2506	1296.0	15.4	14	19/06	210

源自 Bloomberg - YSVN

合約更改交易量和持倉量				
	交易量	+/-	OI	+/-
單位	合約	%		%
VN30F2411	215,702	-33.0%	45,436	
VN30F2412	58,475	89.2%	24,285	
VN30F2503	221	45.4%	350	
VN30F2506	14	-56.3%	341	

源自：Bloomberg - YSVN

合約的基差變動			
	基差	前一盤	+/-
單位	點數	點數	點數
VN30F2411	-5.4	-1.7	-3.6
VN30F2412	6.3	-1.7	8.1
VN30F2503	10.5	11.9	-1.3
VN30F2506	9.3	8.9	0.5

源自：Bloomberg - YSVN

Pham Tan Phat
高級分析專員
Email: phat.pham@yuanta.com.vn
Phone: (084) 28 3622 6868 ext 3880

合約走勢

- 期貨合約在盤初的交易日小幅下跌，其中 VN30F2411 在該合約到期日比股票指數有折現。然而，出現的支撐力幫助合約反轉上漲並維持勢頭到尾盤的交易日。
- VN30F2412 的成交量比前一交易日增加 89%，合約的持倉量達到 24,285 份。

VN30F1M 的評估

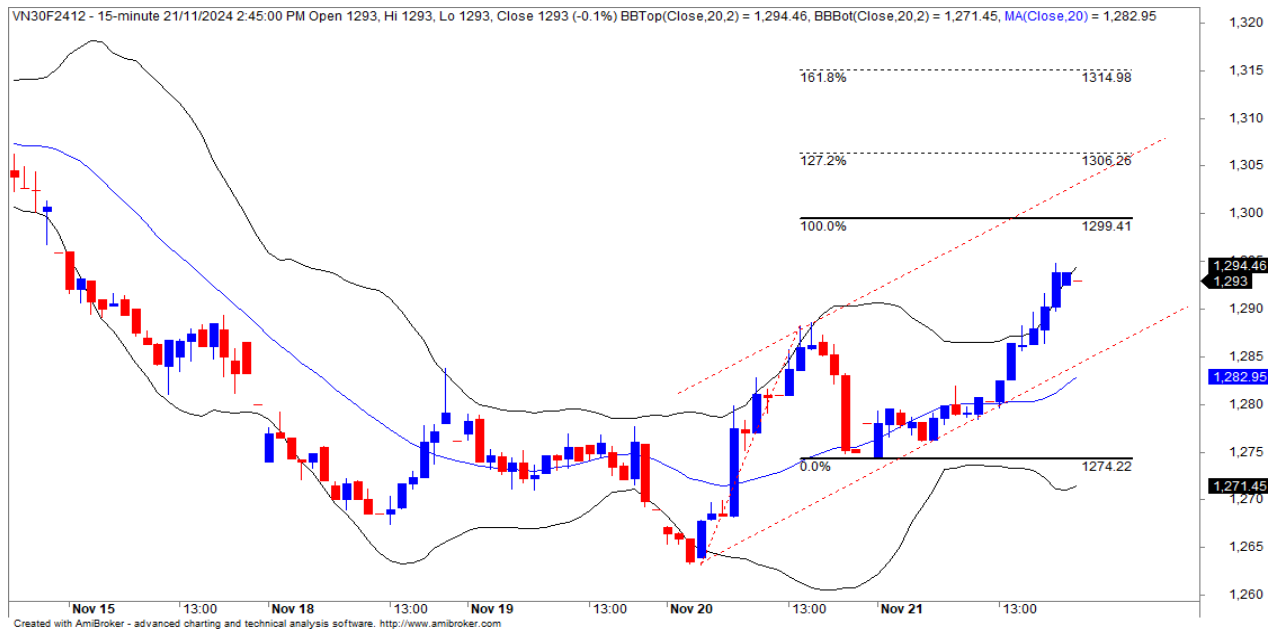
- VN30F2412 緊貼布林通道上限，顯示價格走勢圖出現積極劇烈波動。同時，價格可能繼續上漲至斐波那契投影 100%，相當於 1,299 點或至 1,305 點以上。
- 同時，VN30F2412 合約的短期趨勢在日線圖為下跌，追蹤停損相當於 1,305 點。

投資策略

當天策略 (Intraday)	投資者在下一交易日在交易日的小幅調整期優先考慮開設多頭，目標是觸及 1,299 點或突破 1,305 點以上。
主要短期 趨勢策略 (Daily)	投資者在 1,305 點觀察並等待價格反應。

We Create Fortune

VN30F1M 合約走勢圖

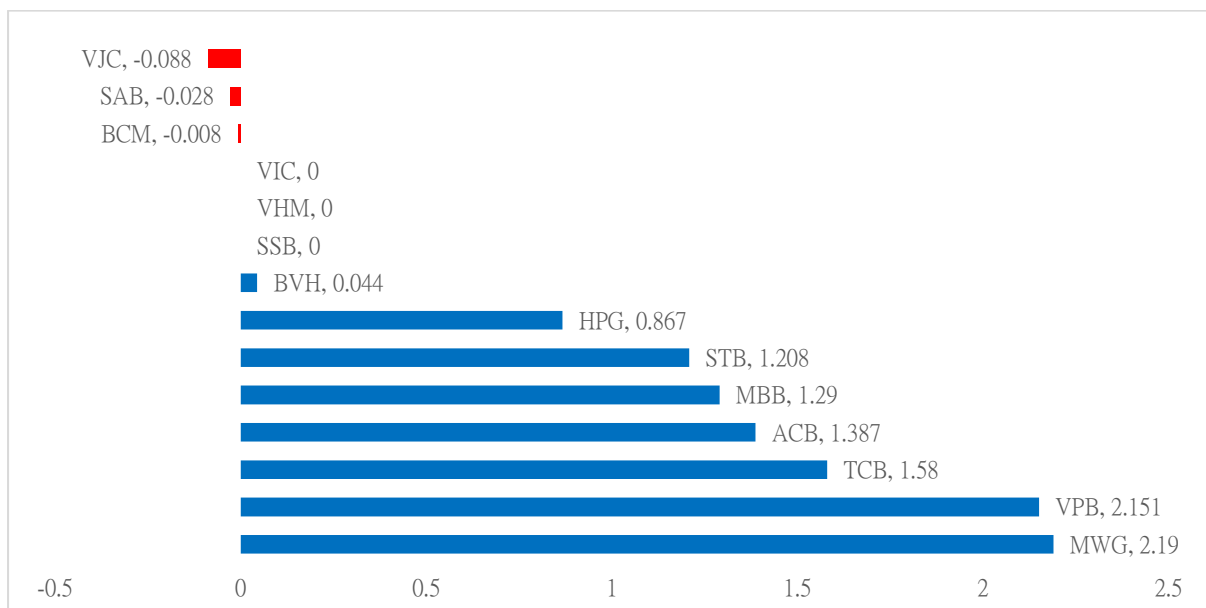


	VN30F2412-Daily	VN30F2412-1H
趨勢	下跌	上漲
支撐 1	1263	1288
支撐 2	1235	1280
阻力 1	1305	1299
阻力 2	1312	1305

VN30-INDEX 指數走勢

VN30-Index 收盤上漲 1.17%，其中 MWG, VPB 和 TCB 是對指數積極貢獻最多的股票。

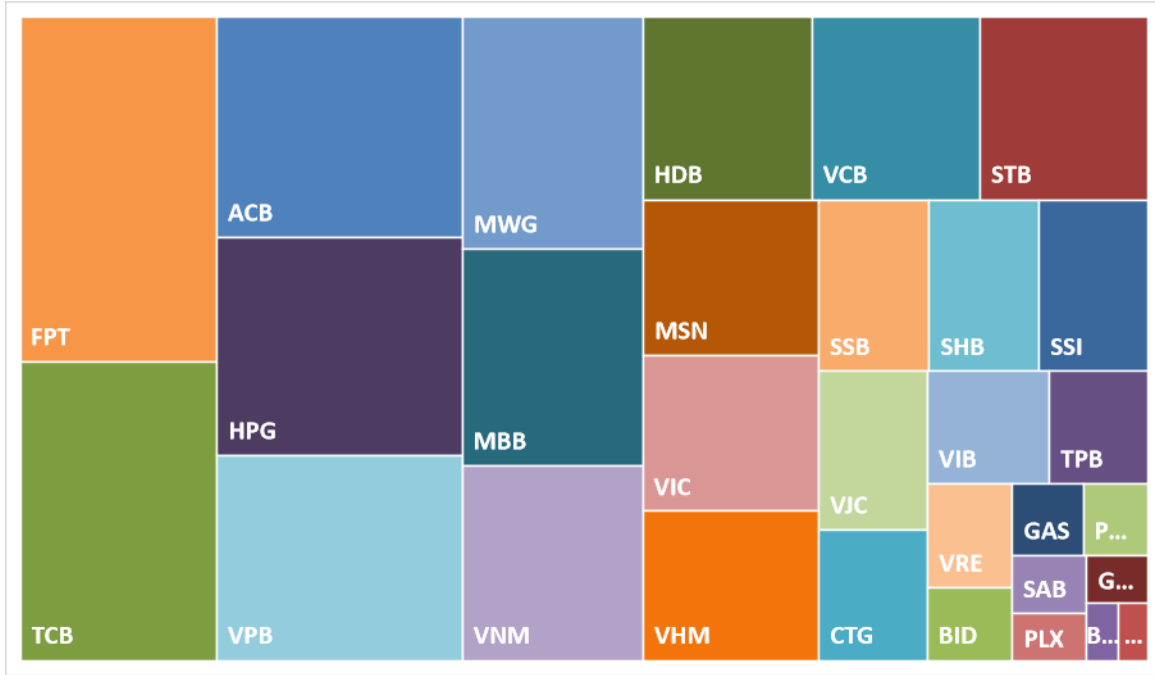
VN30-INDEX 中最有影響力的成份股



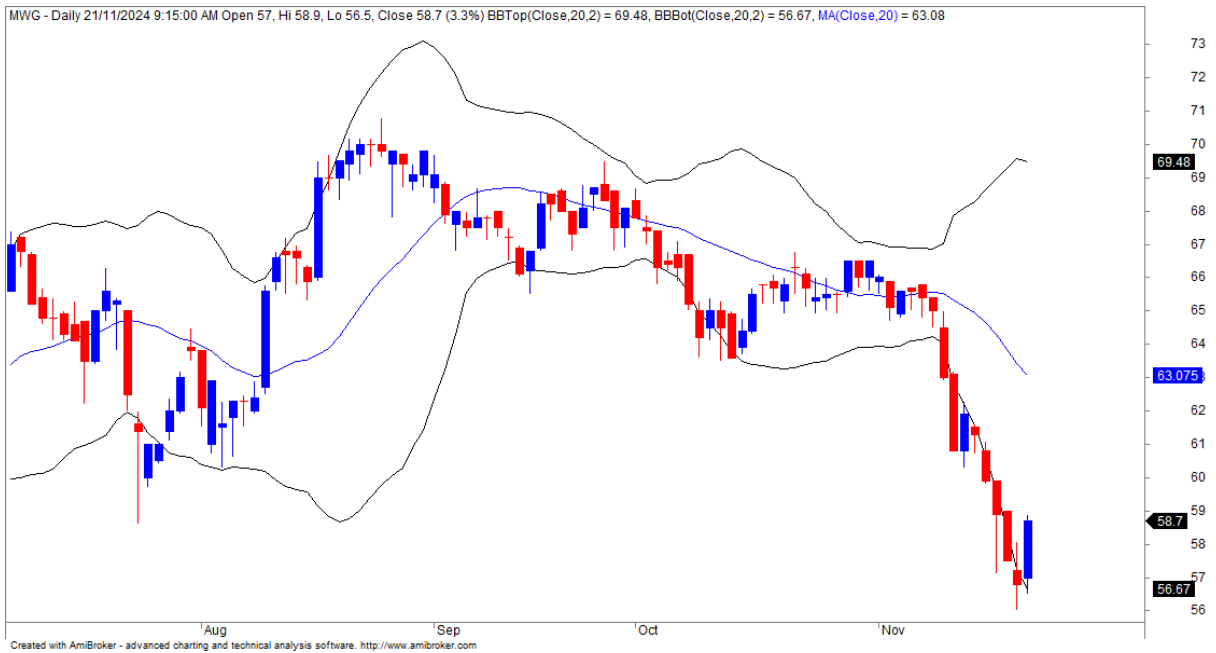


We Create **Fortune**

VN30-INDEX 中的資本化



MWG 的走勢圖



We Create Fortune

VN30-INDEX 中的成分股

股碼	公司名稱	行業	比重	收盤價	資本化	PER	PBR	3個月平均交易量	外資持有	52週最高	52週最底
		單位	%	VND	Bil. VND	x	x	'000 cp	%	VND	VND
BID	越南投資與發展商業股份銀行	金融	7.7%	24,850	110,996	6.8	1.4	7,846	30%	26,500	18,870
KDH	Khang Dien 房屋貿易投資股份公司	房地產	0.2%	65,500	67,793	25.8	3.5	386	2%	74,500	50,400
CTG	越南工商股份銀行	金融	0.8%	45,350	258,515	11.1	1.9	2,231	17%	56,700	37,625
ACB	亞洲商業股份銀行	金融	0.3%	44,200	32,811	16.6	1.4	411	27%	48,300	38,200
PLX	越南油氣集團	能源	2.2%	35,000	187,950	8.7	1.3	7,841	27%	37,550	25,684
BVH	Bao Viet 集團	金融	10.3%	133,000	195,652	26.0	6.5	3,487	46%	142,800	78,174
FPT	FPT 發展投資工藝股份公司	科技	0.6%	68,200	159,770	14.6	2.7	891	2%	84,412	67,500
GAS	越南氣體總公司 - 股份公司	公用服務	0.4%	31,200	124,800	36.2	2.4	2,625	0%	39,000	18,750
POW	越南天然氣股份總公司	公用服務	4.1%	24,800	72,231	5.5	1.4	7,408	18%	28,600	17,800
HDB	胡志明市發展商業股份銀行	金融	7.0%	25,850	165,343	13.6	1.5	20,453	22%	29,950	23,227
HPG	Hoa Phat (和發) 集團股份公司	原材料	5.3%	24,000	127,352	5.9	1.2	12,709	23%	26,200	17,450
MBB	軍隊貿易股份銀行	金融	3.5%	71,300	102,554	79.0	3.5	5,346	27%	82,300	59,900
MSN	Masan 集團股份公司	必需消費品	5.3%	58,700	85,814	28.9	3.2	7,797	47%	70,800	37,150
MWG	世界移動通信投資股份公司	非必需消費品	0.4%	39,050	49,617	16.5	1.9	1,179	18%	51,700	33,000
NVL	Nova 房地產投資集團股份公司	房地產	0.4%	11,450	26,814	19.7	0.8	5,219	4%	15,900	10,400
PNJ	Phu Nuan (富潤) 珠寶股份公司	非必需消費品	0.6%	55,300	70,926	16.5	2.8	575	61%	69,400	52,000
GVR	越南橡膠工業集團	原材料	2.4%	10,250	37,540	4.9	0.7	13,417	3%	12,500	10,100
PDR	Phat Dat 開發房地產股份公司	房地產	2.4%	16,900	47,912	10.2	1.4	2,225	0%	21,216	15,050
TPB	Tien Phong 股份商業銀行	金融	2.6%	24,600	48,267	15.7	1.9	13,840	38%	31,582	23,750
SAB	西貢啤酒 - 酒精 - 飲料股份公司	必需消費品	4.8%	33,050	62,306	7.1	1.2	13,235	23%	36,450	25,850
SSI	SSI 西貢證券股份公司	金融	8.1%	23,200	163,445	7.2	1.1	14,786	22%	25,250	14,400
STB	西貢商信銀行 (sacombank)	金融	1.6%	16,250	42,932	8.8	1.2	17,684	30%	18,100	13,667
TCB	越南技商股份銀行 (Techcombank)	金融	4.3%	90,500	505,813	14.6	2.7	1,389	23%	100,500	80,100
VCB	越南外商貿易股份銀行	金融	5.1%	43,300	188,544	9.1	0.9	14,963	13%	48,550	34,000
VHM	Vinhomes 股份公司	房地產	2.1%	18,300	54,518	7.7	1.4	9,654	5%	21,368	15,641
VIC	Vingroup 集團股份公司	房地產	3.5%	40,350	154,285	15.6	1.1	2,502	10%	49,350	40,150
VJC	Vietjet 越捷航空股份公司	工業	2.3%	101,700	55,082	40.4	3.3	777	13%	119,600	97,000
VNM	越南牛奶股份公司	必需消費品	4.1%	63,900	133,548	15.5	4.3	3,092	52%	76,200	62,900
VPB	Viet Nam Thinh Vuong (越南繁榮) 貿易股份銀行	金融	6.4%	19,200	152,331	11.6	1.1	23,921	25%	21,050	17,500
VRE	Vincom Retail 股份公司	房地產	1.3%	18,200	41,356	10.1	1.0	8,026	22%	28,750	16,700



We Create Fortune

聯繫方式

個人研究分析部

電話號碼: +84 28 3622 6868 分機碼: 3826

電子郵件: research.re@yuanta.com.vn

Appendix A: Important Disclosures

Analyst Certification

Each research analyst primarily responsible for the content of this research report, in whole or in part, certifies that with respect to each security or issuer that the analyst covered in this report: (1) all of the views expressed accurately reflect his or her personal views about those securities or issuers; and (2) no part of his or her compensation was, is, or will be, directly or indirectly, related to the specific recommendations or views expressed by that research analyst in the research report.

Ratings Definitions

BUY: We have a positive outlook on the stock based on our expected absolute or relative return over the investment period. Our thesis is based on our analysis of the company's outlook, financial performance, catalysts, valuation and risk profile. We recommend investors add to their position.

HOLD-Outperform: In our view, the stock's fundamentals are relatively more attractive than peers at the current price. Our thesis is based on our analysis of the company's outlook, financial performance, catalysts, valuation and risk profile.

HOLD-Underperform: In our view, the stock's fundamentals are relatively less attractive than peers at the current price. Our thesis is based on our analysis of the company's outlook, financial performance, catalysts, valuation and risk profile.

SELL: We have a negative outlook on the stock based on our expected absolute or relative return over the investment period. Our thesis is based on our analysis of the company's outlook, financial performance, catalysts, valuation and risk profile. We recommend investors reduce their position.

Under Review: We actively follow the company, although our estimates, rating and target price are under review.

Restricted: The rating and target price have been suspended temporarily to comply with applicable regulations and/or Yuanta policies.

Note: Yuanta research coverage with a Target Price is based on an investment period of 12 months. Greater China Discovery Series coverage does not have a formal 12 month Target Price and the recommendation is based on an investment period specified by the analyst in the report.

Global Disclaimer

© 2018 Yuanta. All rights reserved. The information in this report has been compiled from sources we believe to be reliable, but we do not hold ourselves responsible for its completeness or accuracy. It is not an offer to sell or solicitation of an offer to buy any securities. All opinions and estimates included in this report constitute our judgment as of this date and are subject to change without notice.

This report provides general information only. Neither the information nor any opinion expressed herein constitutes an offer or invitation to make an offer to buy or sell securities or other investments. This material is prepared for general circulation to clients and is not intended to provide tailored investment advice and does not take into account the individual financial situation and objectives of any specific person who may receive this report. Investors should seek financial advice regarding the appropriateness of investing in any securities, investments or investment strategies discussed or recommended in this report. The information contained in this report has been compiled from sources believed to be reliable but no representation or warranty, express or implied, is made as to its accuracy, completeness or correctness. This report is not (and should not be construed as) a solicitation to act as securities broker or dealer in any jurisdiction by any person or company that is not legally permitted to carry on such business in that jurisdiction.

Yuanta research is distributed in the United States only to Major U.S. Institutional Investors (as defined in Rule 15a-6 under the Securities Exchange Act of 1934, as amended and SEC staff interpretations thereof). All transactions by a US person in the securities mentioned in this report must be effected through a registered broker-dealer under Section 15 of the Securities Exchange Act of 1934, as amended. Yuanta research is distributed in Taiwan by Yuanta Securities Investment Consulting. Yuanta research is distributed in Hong Kong by Yuanta Securities (Hong Kong) Co. Limited, which is licensed in Hong Kong by the Securities and Futures Commission for regulated activities, including Type 4 regulated activity (advising on securities). In Hong Kong, this research report may not be redistributed, retransmitted or disclosed, in whole or in part or any form or manner, without the express written consent of Yuanta Securities (Hong Kong) Co. Limited.