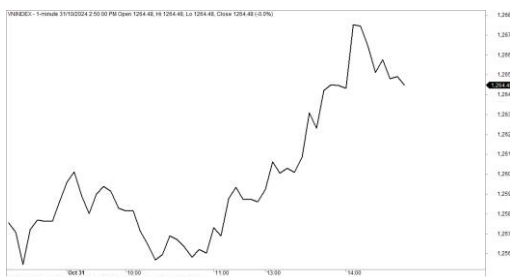


市場走勢

市場指數	VNI	HNI	UPCOM
收盤	1,264.48	226.36	92.38
%日	0.46%	0.21%	-0.09%
%週	0.56%	0.74%	0.35%
%月	-1.82%	-3.64%	-1.26%
%年	22.98%	9.79%	14.15%
<b>成交值(Bil.VND)</b>			
當日	18,018	619	597
日均量/週	14,823	724	564
日均量/月	16,047	1,000	717
<b>外資進出</b>			
買進	5,773.66	50.19	24.71
賣出	7,391.52	31.66	9.53
買賣超	-1,617.86	18.53	15.17
<b>市場漲跌家數</b>			
上漲	165	69	144
下跌	149	86	156
持平	102	161	603
<b>市場指標</b>			
P/E	13.30	15.52	20.65
總市值 (兆盾)	5,199	320	5,160
股息殖利率	2.46%	2.92%	4.09%

資料源: Bloomberg - YSVN

VNINDEX



HNIINDEX



市場走勢

市場在早盤的交易日出現震盪，但在午盤的交易日出現積極劇烈波動的走勢，得益於大型股領漲。VN-Index 收盤上漲 0.46%，止於 1,264.48 點。HNX-Index 同步上漲 0.22%，Upcom-Index 反轉下跌 0.09%。3 大市場的交易額均有所改善，達到 19 兆 2,340 億越南盾。

銀行股是當日交易日的焦點，並領漲在 VCB (2.07%)、CTG (2.73%)、ACB (1.2%)、STB (1.15%)。相反，VRE (-1.92%)、HDB (-1.1%)、MSN (-1.92%) 是逆市而行的 3 檔股票，VN30-Index 大幅下跌。VHM (0.85%) 也收盤再次復甦。

中小型股積極上漲，但漲幅走弱於大型股。HVN (4.03%)、PVT (2.18%)、PSH (6.82%)、CIG (6.95%) 是暴漲於大盤的股票。

外資繼續延續賣超勢頭，價值近 1 兆 5,840 億越南盾，主要集中在 MSN (1 兆 3,340 億)、VHM (2,050 億)、STB (710 億)。相反，VPB (880 億)、CTG (440 億)、VIX (250 億) 在買超方面的榜首。

市場短期觀點

我們認為市場可能會在下一交易日繼續上漲勢頭。同時，市場出現進入短期調整階段的跡象，因此 VN-Index 在下一交易日可能會無法突破 1,270 - 1,275 點的阻力位。當前的重要條件是市場流動性，現金流仍處於較低水平，因此若流動性仍然較低，VN-Index 可能難以突破 1,275 點的阻力位。此外，短期情緒指標持續橫盤整理，顯示投資者對當前市場走勢仍出現謹慎態度。

大盤的短期走勢仍維持下跌。因此，我們建議投資者可以繼續在短期投資組合持有 30-40% 的低比例股票，並僅較低比例的買進新股。

請在 <https://ysraar.yuanta.com.vn/> 查看有關股票的信號。

We Create Fortune

技術分析圖



指數技術分析圖 VN-Index



指數技術分析圖 HNX-Index

指數	短期趨勢	中期趨勢	阻力區 1	阻力區 2	支撐區 1	支撐區 2
VN-Index	下跌	上漲	1300	1330	870	800
HNX-Index	下跌	上漲	260	306	189	160
VN30	下跌	上漲	1336	1350	980	960
VNMidcaps	下跌	上漲	1280	1250	963	900
VNSmallcaps	下跌	上漲	1250	1250	804	750



We Create **Fortune**

胡志明市交易所 (HSX)

	收盤	漲跌%
VNI	1264.48	0.46%
VN30	1338.6	0.36%
VN Mid	1888.57	0.19%
VN Small	1406.16	0.09%

河內交易所 (HSX)

	收盤	漲跌%
HNI	226.36	0.21%
HN30	487.33	0.25%
VNX AllSh	1324.21	0.29%

UPCOM 市場 (UPCoM)

	收盤	漲跌%
UPCoM	92.38	-0.09%

外資交易	成交值 (Bil.VND)
買進	5773.66
賣出	7391.52
買超/賣超	-1617.86

外資交易	成交值 (Bil.VND)
買進	50.19
賣出	31.66
買超/賣超	18.53

外資交易	成交值 (Bil.VND)
買進	24.71
賣出	9.53
買超/賣超	15.17

上漲排名/ 股碼	漲跌(VND)	漲跌%
CIG	500	6.95%
PSH	230	6.82%
TCO	1100	6.81%
CKG	1600	6.40%
QCG	700	6.25%

上漲排名/ 股碼	漲跌(VND)	漲跌%
KSV	4800	9.86%
TFC	2900	9.76%
NRC	300	7.69%
DL1	300	4.84%
TVC	400	4.04%

上漲排名/ 股碼	漲跌(VND)	漲跌%
SII	2263	10.93%
VHG	91	5.69%
VCP	638	2.75%
BGE	245	2.15%
VGT	236	1.75%

下跌排名/ 股碼	漲跌(VND)	漲跌%
DLG	-100	-4.93%
DPG	-1700	-3.21%
TLH	-160	-3.11%
KHP	-300	-2.36%
YEG	-250	-2.34%

下跌排名/ 股碼	漲跌(VND)	漲跌%
SJE	-2300	-9.70%
CSC	-900	-3.31%
VFS	-200	-1.27%
VGS	-400	-1.15%
CTP	-400	-1.09%

下跌排名/ 股碼	漲跌(VND)	漲跌%
TTN	-480	-3.00%
DGT	-184	-2.92%
AAH	-105	-2.76%
ACV	-3039	-2.58%
BSR	-505	-2.35%

市值排名/ 股碼	Bil.VND
VCB	523,138,942
BID	272,195,814
FPT	199,918,302
CTG	191,708,705
VHM	180,706,251

市值排名/ 股碼	Bil.VND
IDC	18,479,996
PVS	18,067,126
MBS	15,372,103
HUT	14,458,694
THD	13,551,999

市值排名/ 股碼	Bil.VND
ACV	250,046,704
VGI	221,348,994
MCH	152,040,603
BSR	65,094,989
VEA	59,926,222

交易量排名/ 股碼	成交值	30 日均
MSN	84,922,200	6,759,542
VIB	27,275,640	30,884,397
SHB	26,288,289	17,923,266
VHM	23,739,900	16,964,725
TPB	19,905,822	21,536,633

交易量排名/ 股碼	成交值	30 日均
SHS	5,481,127	13,044,989
TIG	3,442,105	1,424,858
DL1	2,137,651	1,076,302
CEO	1,846,594	4,444,717
TNG	1,747,802	1,643,553

交易量排名/ 股碼	成交值	30 日均
BSR	7,030,948	5,341,483
NED	3,383,630	178,839
HNG	2,905,759	3,199,754
VCR	2,118,700	1,752,634
AAH	2,091,758	1,075,606

資料源: Bloomberg & Yuanta Research

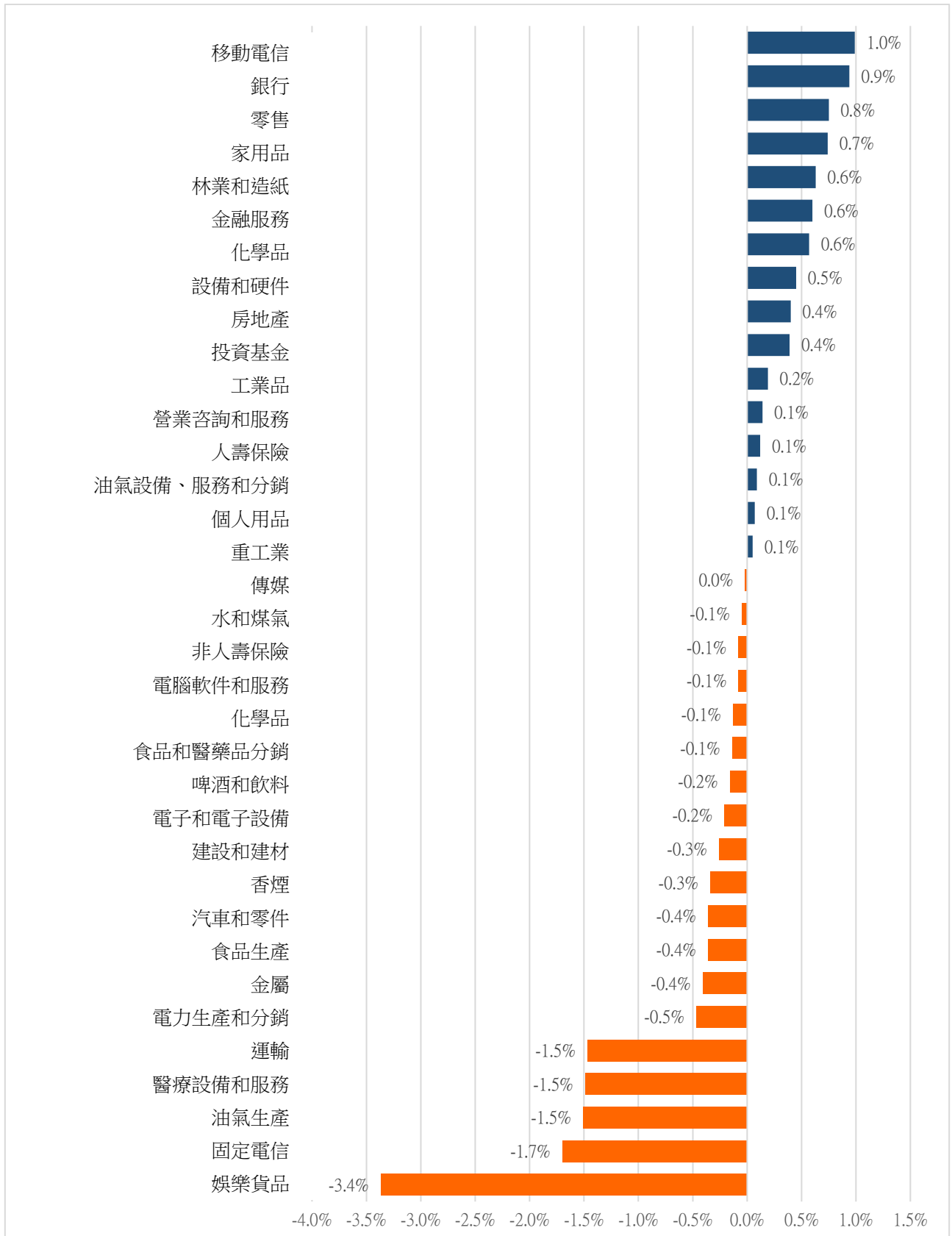
資料源: Bloomberg & Yuanta Research

資料源: Bloomberg & Yuanta Research



We Create Fortune

### 各行業板塊的交易走勢



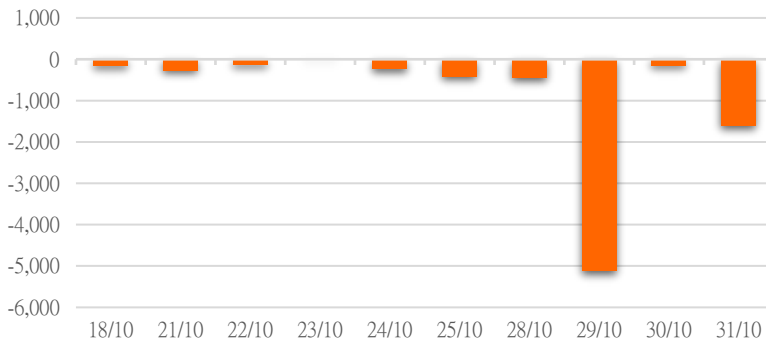
資料源: FiinPro - YSVN



We Create Fortune

## 外資買進賣統計

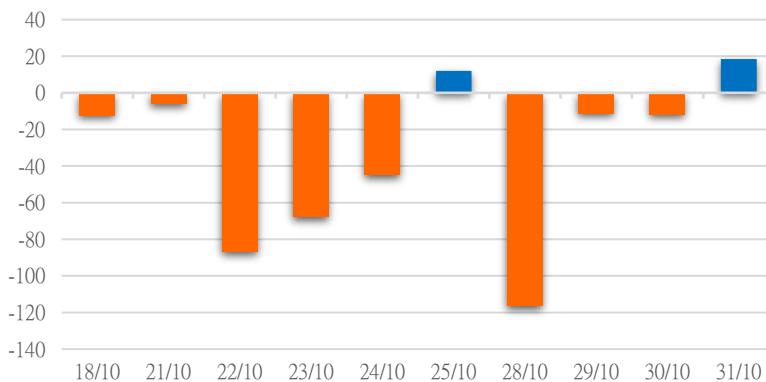
HSX 外資每日買/賣超



證券代碼	買超金額 (Mil.VND)	證券代碼	賣超金額 (Mil.VND)
VPB	87,738	MSN	-1,334,000
CTG	43,779	VHM	-204,941
VIX	24,664	STB	-71,115
HVN	23,345	HDB	-61,808
SHB	21,615	MWG	-41,722

HSX 外資買/賣超的前 5 名

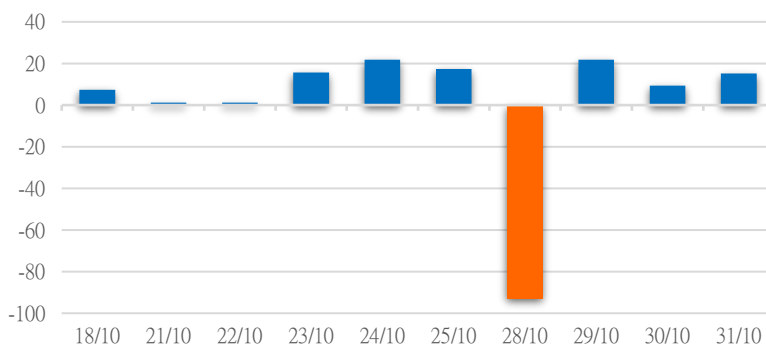
HNX 外資每日買/賣超



證券代碼	買超金額 (Mil.VND)	證券代碼	賣超金額 (Mil.VND)
TNG	15,261	PVS	-6,580
IDC	8,432	VC3	-1,184
BVS	2,039	VFS	-983
SHS	1,246	CEO	-813
TIG	856	MBS	-766

HNX 外資買/賣超的前 5 名

UPCOM 外資每日買/賣超



證券代碼	買超金額 (Mil.VND)	證券代碼	賣超金額 (Mil.VND)
ACV	14,158	HNG	-7,009
MCH	4,752	GDA	-288
MPC	1,084	UDC	-183
HPP	925	SAS	-134
ABI	760	HPD	-74

UPCOM 外資買/賣超的前 5 名

源: FiinPro - YSVN

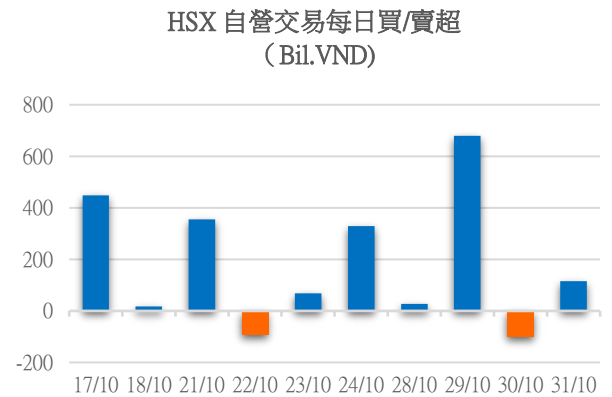


We Create **Fortune**

## 自營統計

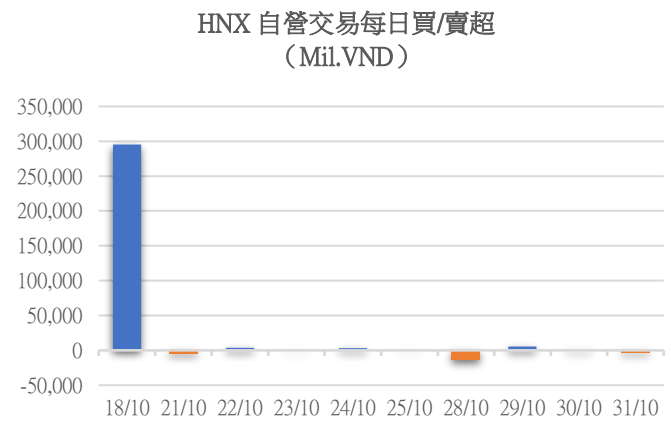
證券代碼	買超金額 (Mil.VND)	證券代碼	賣超金額 (Mil.VND)
VHM	38,747	MSN	27,129
FPT	19,612	VNM	26,806
NLG	16,751	TPB	13,708
KDH	16,338	MBB	9,446
BMP	15,307	ACB	7,650

HSX 自營交易最大前名



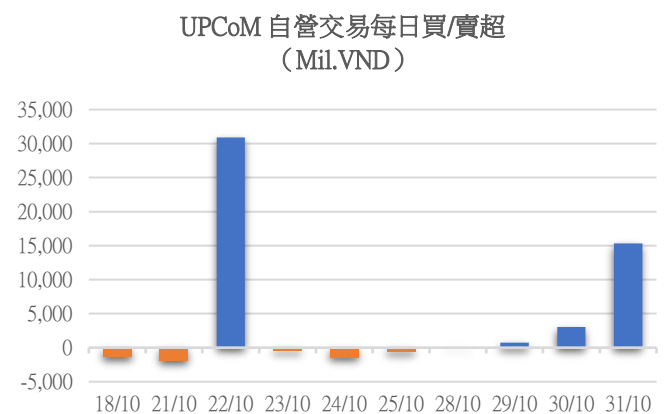
證券代碼	買超金額 (Mil.VND)	證券代碼	賣超金額 (Mil.VND)
TNG	762	MST	3,774
IDC	6	GDW	133
SHS	4	KHS	37
PVS	4	VNC	4
HUT	3	VC3	2

HNX 自營交易最大前名



證券代碼	買超金額 (Mil.VND)	證券代碼	賣超金額 (Mil.VND)
VGI	15,260.80	GHC	3
BVB	57.50	SWC	2
		NCS	1
		VLC	1
		G36	0

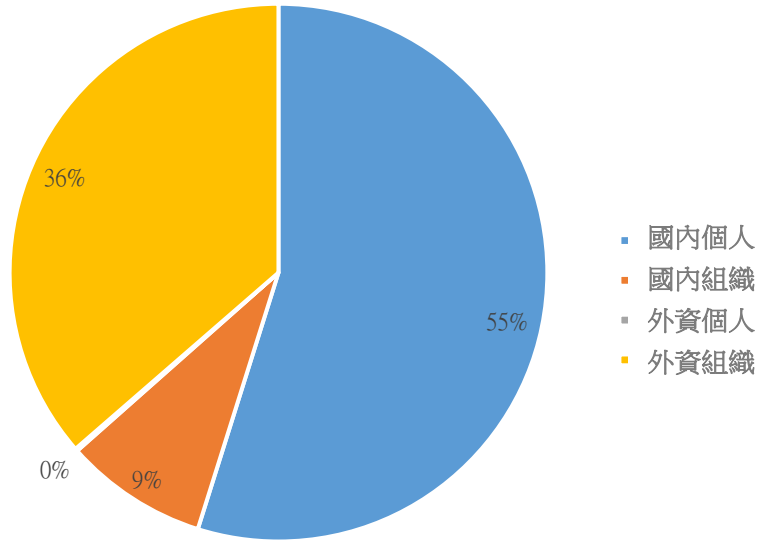
UPCoM 自營交易最大前名





We Create **Fortune**

### 越南證券市場投資人類別統計

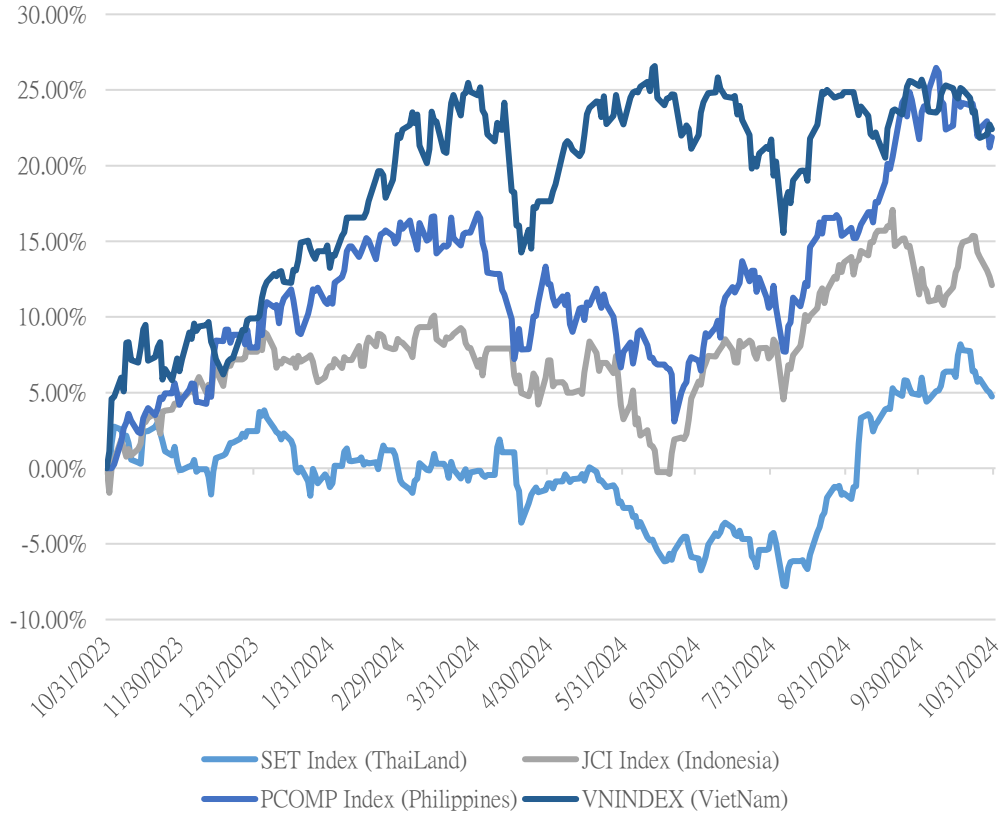


資料源: FiinPro - YSVN



We Create Fortune

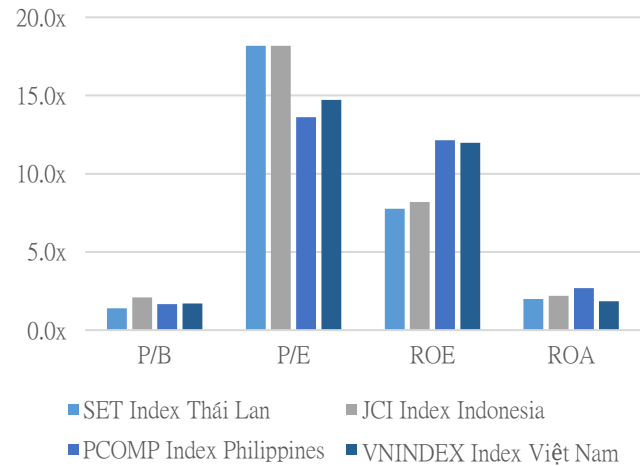
### 東南亞主要市場走勢比較



### 東南亞主要市場數據

		Thailand	Indonesia	Philippines	Vietnam
P/B		1.4x	2.1x	1.7x	1.7x
P/E		18.2x	18.2x	13.6x	14.7x
ROE	%	7.77	8.18	12.14	11.98
ROA	%	1.99	2.20	2.68	1.85
Vốn hóa	Tỷ USD	532.70	807.57	171.49	204.96
GTGD	Triệu USD	1.09	0.65	0.08	0.44
LS cổ tức	%	3.21	3.08	2.61	1.83

源: Bloomberg & YSVN







We Create **Fortune**

## 聯繫方式

### 個人研究分析部

電話號碼: +84 28 3622 6868 分機碼: 3826

電子郵件: [research.re@yuanta.com.vn](mailto:research.re@yuanta.com.vn)

## Appendix A: Important Disclosures

### Analyst Certification

Each research analyst primarily responsible for the content of this research report, in whole or in part, certifies that with respect to each security or issuer that the analyst covered in this report: (1) all of the views expressed accurately reflect his or her personal views about those securities or issuers; and (2) no part of his or her compensation was, is, or will be, directly or indirectly, related to the specific recommendations or views expressed by that research analyst in the research report.

### Ratings Definitions

**BUY:** We have a positive outlook on the stock based on our expected absolute or relative return over the investment period. Our thesis is based on our analysis of the company's outlook, financial performance, catalysts, valuation and risk profile. We recommend investors add to their position.

**HOLD-Outperform:** In our view, the stock's fundamentals are relatively more attractive than peers at the current price. Our thesis is based on our analysis of the company's outlook, financial performance, catalysts, valuation and risk profile.

**HOLD-Underperform:** In our view, the stock's fundamentals are relatively less attractive than peers at the current price. Our thesis is based on our analysis of the company's outlook, financial performance, catalysts, valuation and risk profile.

**SELL:** We have a negative outlook on the stock based on our expected absolute or relative return over the investment period. Our thesis is based on our analysis of the company's outlook, financial performance, catalysts, valuation and risk profile. We recommend investors reduce their position.

**Under Review:** We actively follow the company, although our estimates, rating and target price are under review.

**Restricted:** The rating and target price have been suspended temporarily to comply with applicable regulations and/or Yuanta policies.

Note: Yuanta research coverage with a Target Price is based on an investment period of 12 months. Greater China Discovery Series coverage does not have a formal 12 month Target Price and the recommendation is based on an investment period specified by the analyst in the report.

### Global Disclaimer

© 2018 Yuanta. All rights reserved. The information in this report has been compiled from sources we believe to be reliable, but we do not hold ourselves responsible for its completeness or accuracy. It is not an offer to sell or solicitation of an offer to buy any securities. All opinions and estimates included in this report constitute our judgment as of this date and are subject to change without notice.

This report provides general information only. Neither the information nor any opinion expressed herein constitutes an offer or invitation to make an offer to buy or sell securities or other investments. This material is prepared for general circulation to clients and is not intended to provide tailored investment advice and does not take into account the individual financial situation and objectives of any specific person who may receive this report. Investors should seek financial advice regarding the appropriateness of investing in any securities, investments or investment strategies discussed or recommended in this report. The information contained in this report has been compiled from sources believed to be reliable but no representation or warranty, express or implied, is made as to its accuracy, completeness or correctness. This report is not (and should not be construed as) a solicitation to act as securities broker or dealer in any jurisdiction by any person or company that is not legally permitted to carry on such business in that jurisdiction.

Yuanta research is distributed in the United States only to Major U.S. Institutional Investors (as defined in Rule 15a-6 under the Securities Exchange Act of 1934, as amended and SEC staff interpretations thereof). All transactions by a US person in the securities mentioned in this report must be effected through a registered broker-dealer under Section 15 of the Securities Exchange Act of 1934, as amended. Yuanta research is distributed in Taiwan by Yuanta Securities Investment Consulting. Yuanta research is distributed in Hong Kong by Yuanta Securities (Hong Kong) Co. Limited, which is licensed in Hong Kong by the Securities and Futures Commission for regulated activities, including Type 4 regulated activity (advising on securities). In Hong Kong, this research report may not be redistributed, retransmitted or disclosed, in whole or in part or any form or manner, without the express written consent of Yuanta Securities (Hong Kong) Co. Limited.