

當日市場：銀行股被強勁拋售

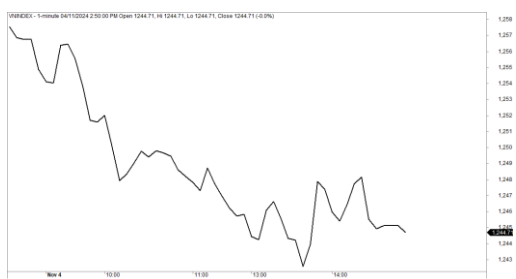
2024/11/05

市場走勢

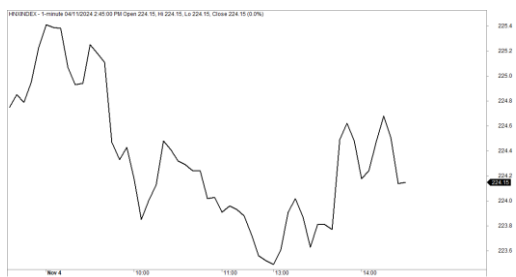
市場指數	VNI	HNI	UPCOM
收盤	1,244.71	224.45	91.61
%日	-0.81%	-0.42%	-0.38%
%週	-0.80%	-0.06%	-0.59%
%月	-2.04%	-3.53%	-0.82%
%年	15.60%	3.08%	8.85%
成交值(Bil.VND)			
當日	15,828	797	452
日均量/週	16,021	727	583
日均量/月	15,392	881	691
外資進出			
買進	1,368.05	36.57	7.04
賣出	2,040.36	46.73	9.21
買賣超	-672.31	-10.16	-2.17
市場漲跌家數			
上漲	86	48	127
下跌	241	102	187
持平	88	166	589
市場指標			
P/E	13.10	15.22	30.01
總市值 (兆盾)	5,117	317	1,447
股息殖利率 ²	2.70%	2.94%	4.10%

資料源: Bloomberg - YSVN

VNINDEX



HNIINDEX



市場走勢

儘管美國股市在周末的交易日有所復甦，但市場從盤初的交易日下跌。VN-Index 收盤下跌 0.81%，止於 1,244.71 點。HNX-Index 同步下跌 0.42%，Upcom-Index 下跌 0.38%。3 大市場的交易額均達到 17 兆 7,070 億越南盾。

股份商業銀行股在當日的交易日被強勁拋售，焦點是 VPB (-2.23%)、TPB (-2.93%)、EIB (-4.83%)、MSB (-2.49%)、SSB (-1.47%)、TCB(-1.05%) 是在交易日相當下跌的股票。此外，FPT、PLX、POW 下跌超過 1%。相反，SSI、CTG、BVH 逆市而行。

中型股更加樂觀，許多股票逆勢如 DXG、HCM、KBC、FTS、HDG、PDR 等。在行業方面，房地產和證券股也記錄許多收盤上漲的股票。

外資持續延續賣超勢頭，價值近 6,850 億越南盾，主要集中在 MSN (2,450 億)、VHM (2,030 億)、FPT (1,010 億)。相反，STB (840 億)、MWG (630 億)、TCB (450 億) 在買超方面的榜首。

市場短期觀點

我們認為市場在下一交易日可能會橫盤整理並在當前水平附近波動。同時，VN-Index 在未來的幾個交易日可能會在 1,240 - 1,250 點波動，股票可能陷入超賣狀態，因此市場在未來的幾個交易日可能會快速復甦。銀行間利率的劇烈波動對股市走勢出現負面影響，但我們預期這種波動僅是短期的，公開市場利率在未來的幾交易日可能會快速回歸到 4% 附近。但由於 2024 年 11 月 5 日的美國總統大選，投資者出現謹慎態度，因此市場在未來的幾個交易日難以出現強勁復甦。

大盤的短期走勢仍維持下跌。因此，我們建議投資者在短期投資組合繼續持有 30-40% 的低比例股票，並在此階段不應賣出。

請在 <https://ysraar.yuanta.com.vn/> 查看有關股票的信號。

We Create Fortune

技術分析圖



指數技術分析圖 VN-Index



指數技術分析圖 HNX-Index

指數	短期趨勢	中期趨勢	阻力區 1	阻力區 2	支撐區 1	支撐區 2
VN-Index	下跌	上漲	1300	1330	870	800
HNX-Index	下跌	上漲	260	306	189	160
VN30	下跌	上漲	1336	1350	980	960
VNMidcaps	下跌	上漲	1280	1250	963	900
VNSmallcaps	下跌	上漲	1250	1250	804	750

We Create Fortune

胡志明市交易所 (HSX)

	收盤	漲跌%
VNI	1244.71	-0.81%
VN30	1312.64	-0.98%
VN Mid	1854.46	-0.82%
VN Small	1391.42	-0.49%

河內交易所 (HSX)

	收盤	漲跌%
HNI	224.45	-0.42%
HN30	481.96	-0.51%
VNX AllSh	1299.68	-0.91%

UPCOM 市場 (UPCoM)

	收盤	漲跌%
UPCoM	91.61	-0.38%

外資交易	成交值 (Bil.VND)
買進	1368.05
賣出	2040.36
買超/賣超	-672.31

外資交易	成交值 (Bil.VND)
買進	36.57
賣出	46.73
買超/賣超	-10.16

外資交易	成交值 (Bil.VND)
買進	7.04
賣出	9.21
買超/賣超	-2.17

上漲排名/股碼	漲跌(VND)	漲跌%
QCG	850	6.97%
VSI	1200	6.86%
DC4	750	6.64%
CIG	520	6.33%
TCO	1100	6.18%

上漲排名/股碼	漲跌(VND)	漲跌%
VNF	1200	9.30%
NRC	300	7.32%
AAV	200	3.28%
DL1	200	3.08%
IPA	300	2.33%

上漲排名/股碼	漲跌(VND)	漲跌%
LIC	3500	10.20%
MCH	2681	1.28%
PSP	102	0.86%
CC1	92	0.65%
DOC	0	0.00%

下跌排名/股碼	漲跌(VND)	漲跌%
EVG	-360	-5.45%
GEG	-550	-4.91%
EIB	-950	-4.83%
HHV	-500	-4.29%
HVN	-900	-4.00%

下跌排名/股碼	漲跌(VND)	漲跌%
TTT	-2700	-8.44%
PCH	-800	-6.20%
GKM	-400	-6.15%
VFS	-700	-4.52%
VC2	-400	-4.04%

下跌排名/股碼	漲跌(VND)	漲跌%
BGE	-481	-4.11%
TVN	-226	-3.10%
VEF	-6069	-2.86%
PDV	-383	-2.46%
BCR	-124	-2.21%

市值排名/股碼	Bil.VND
VCB	522,580,033
BID	272,195,814
FPT	198,005,912
CTG	191,171,706
VHM	180,706,251

市值排名/股碼	Bil.VND
IDC	18,479,996
PVS	18,210,516
MBS	15,098,578
HUT	14,547,945
THD	13,590,499

市值排名/股碼	Bil.VND
ACV	251,056,809
VGI	213,215,931
MCH	152,200,023
BSR	65,212,808
VEA	59,724,245

交易量排名/股碼	成交值	30 日均
SHB	34,555,190	17,554,193
TPB	34,160,386	20,727,656
VIX	31,735,900	20,596,970
VPB	30,609,301	27,595,314
SSB	24,780,700	8,365,826

交易量排名/股碼	成交值	30 日均
SHS	12,023,042	10,318,288
MBS	2,943,870	3,382,858
CEO	2,886,475	4,152,537
DL1	1,938,417	1,072,004
PVC	1,775,774	696,084

交易量排名/股碼	成交值	30 日均
BCR	4,379,773	1,731,158
NED	2,906,923	320,126
CC1	2,731,200	41,887
BSR	2,238,401	5,185,595
HNG	1,957,036	3,247,184

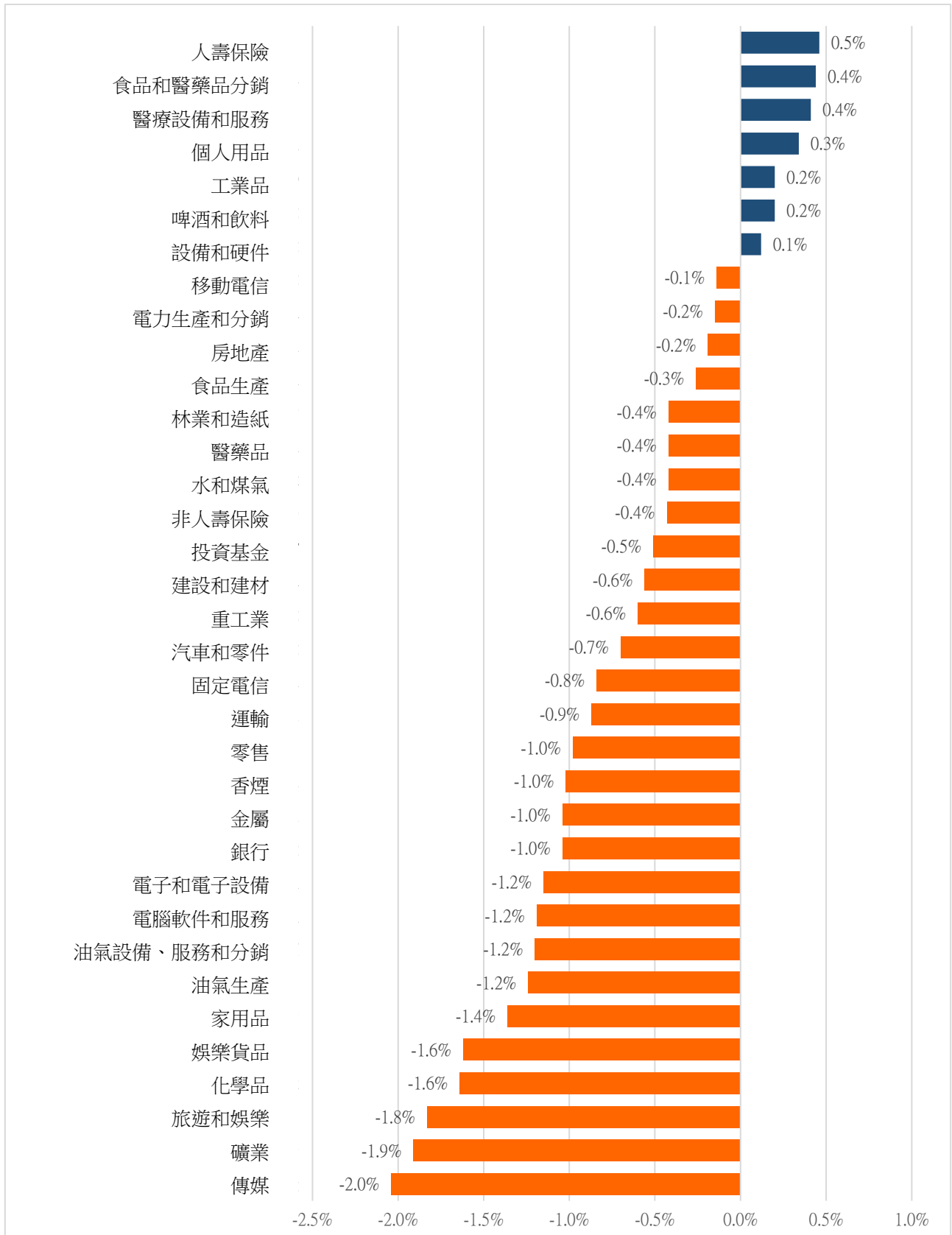
資料源: Bloomberg & Yuanta Research

資料源: Bloomberg & Yuanta Research

資料源: Bloomberg & Yuanta Research

We Create Fortune

各行業板塊的交易走勢



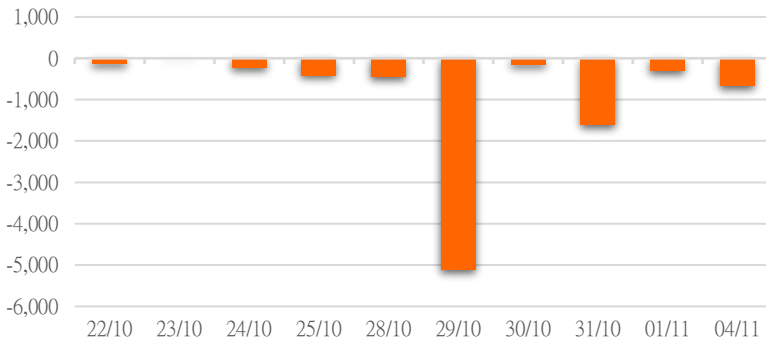
資料源: FinPro - YSVN



We Create Fortune

外資買進賣統計

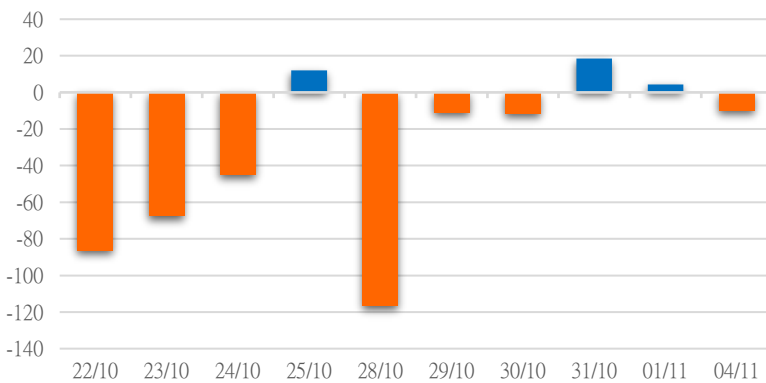
HSX 外資每日買/賣超



證券代碼	買超金額 (Mil.VND)	證券代碼	賣超金額 (Mil.VND)
STB	83,554	MSN	-245,449
MWG	63,450	VHM	-203,099
TCB	45,064	FPT	-101,072
CTG	34,353	VCB	-47,603
VPB	33,312	SSI	-46,375

HSX 外資買/賣超的前 5 名

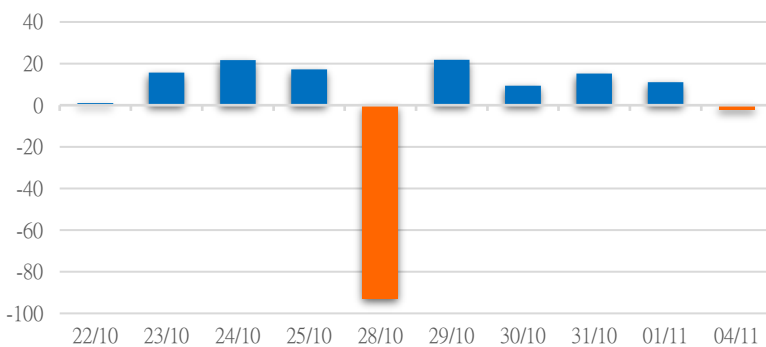
HNX 外資每日買/賣超



證券代碼	買超金額 (Mil.VND)	證券代碼	賣超金額 (Mil.VND)
MBS	6,591	IDC	-6,158
TNG	1,596	VC3	-2,114
VGS	407	BVS	-1,841
TIG	202	CEO	-1,363
IDV	156	TVC	-1,169

HNX 外資買/賣超的前 5 名

UPCOM 外資每日買/賣超



證券代碼	買超金額 (Mil.VND)	證券代碼	賣超金額 (Mil.VND)
ACV	1,779	OIL	-2,972
VEA	1,692	DDV	-2,636
QNS	841	QTP	-867
ABI	560	VAB	-661
KLB	448	GHC	-194

UPCOM 外資買/賣超的前 5 名

源: FiinPro - YSVN

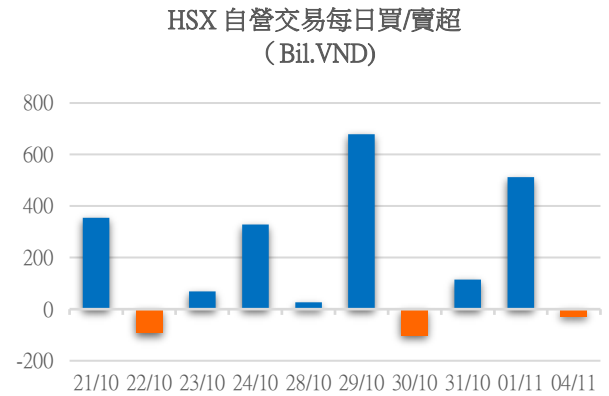


We Create **Fortune**

自營統計

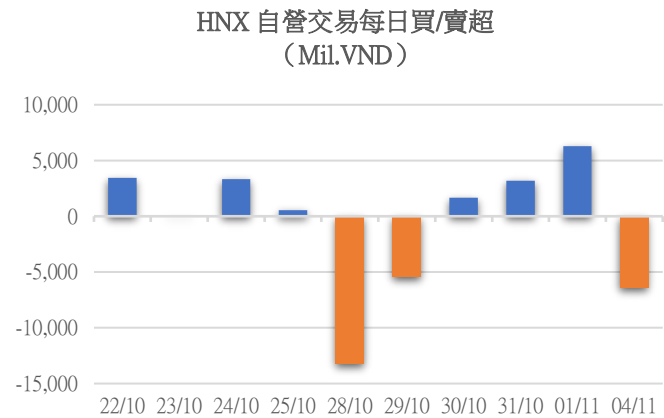
證券代碼	買超金額 (Mil.VND)	證券代碼	賣超金額 (Mil.VND)
MBB	48,713	MSN	30,009
BMP	21,268	PNJ	26,040
VCB	16,903	STB	23,547
VHM	14,730	VPB	23,492
HDG	9,947	SSI	20,185

HSX 自營交易最大前名



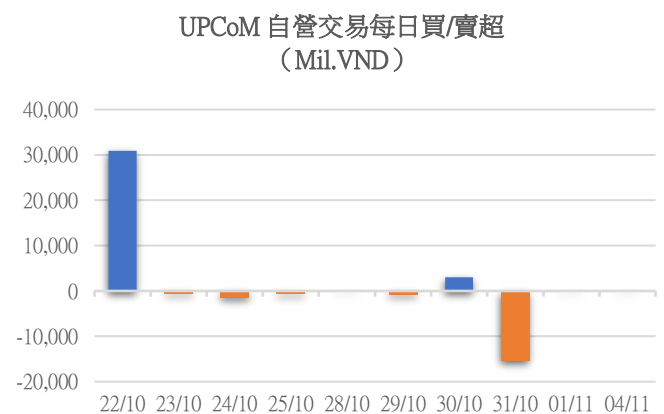
證券代碼	買超金額 (Mil.VND)	證券代碼	賣超金額 (Mil.VND)
LAS	4,401	MBS	6,868
		MST	3,625
		DVM	173
		KHS	116

HNX 自營交易最大前名



證券代碼	買超金額 (Mil.VND)	證券代碼	賣超金額 (Mil.VND)
VEA	89.20		

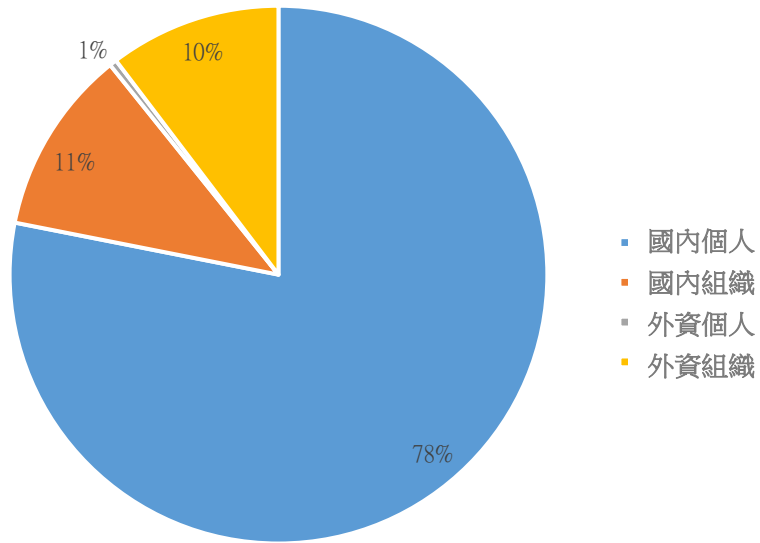
UPCoM 自營交易最大前名





We Create **Fortune**

越南證券市場投資人類別統計



資料源: FiinPro - YSVN



We Create Fortune

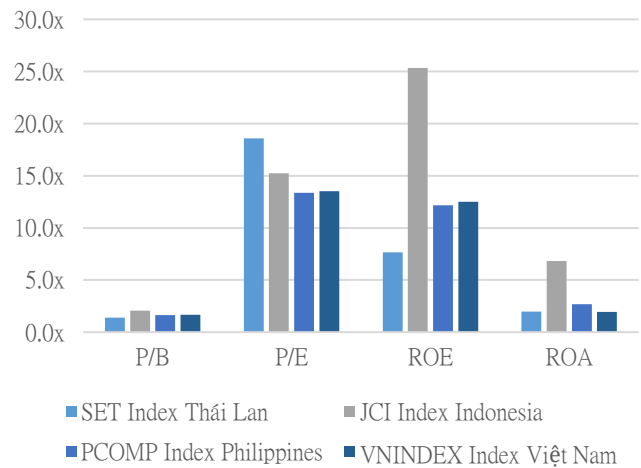
東南亞主要市場走勢比較



東南亞主要市場數據

		Thailand	Indonesia	Philippines	Vietnam
P/B		1.4x	2.1x	1.6x	1.7x
P/E		18.6x	15.2x	13.4x	13.5x
ROE	%	7.65	25.34	12.16	12.52
ROA	%	1.99	6.82	2.68	1.93
Vốn hóa	Tỷ USD	537.00	802.02	168.07	204.10
GTGD	Triệu USD	0.89	0.61	0.08	0.53
LS cổ tức	%	3.21	3.15	2.62	1.84

源: Bloomberg & YSVN





We Create **Fortune**

聯繫方式

個人研究分析部

電話號碼: +84 28 3622 6868 分機碼: 3826

電子郵件: research.re@yuanta.com.vn

Appendix A: Important Disclosures

Analyst Certification

Each research analyst primarily responsible for the content of this research report, in whole or in part, certifies that with respect to each security or issuer that the analyst covered in this report: (1) all of the views expressed accurately reflect his or her personal views about those securities or issuers; and (2) no part of his or her compensation was, is, or will be, directly or indirectly, related to the specific recommendations or views expressed by that research analyst in the research report.

Ratings Definitions

BUY: We have a positive outlook on the stock based on our expected absolute or relative return over the investment period. Our thesis is based on our analysis of the company's outlook, financial performance, catalysts, valuation and risk profile. We recommend investors add to their position.

HOLD-Outperform: In our view, the stock's fundamentals are relatively more attractive than peers at the current price. Our thesis is based on our analysis of the company's outlook, financial performance, catalysts, valuation and risk profile.

HOLD-Underperform: In our view, the stock's fundamentals are relatively less attractive than peers at the current price. Our thesis is based on our analysis of the company's outlook, financial performance, catalysts, valuation and risk profile.

SELL: We have a negative outlook on the stock based on our expected absolute or relative return over the investment period. Our thesis is based on our analysis of the company's outlook, financial performance, catalysts, valuation and risk profile. We recommend investors reduce their position.

Under Review: We actively follow the company, although our estimates, rating and target price are under review.

Restricted: The rating and target price have been suspended temporarily to comply with applicable regulations and/or Yuanta policies.

Note: Yuanta research coverage with a Target Price is based on an investment period of 12 months. Greater China Discovery Series coverage does not have a formal 12 month Target Price and the recommendation is based on an investment period specified by the analyst in the report.

Global Disclaimer

© 2018 Yuanta. All rights reserved. The information in this report has been compiled from sources we believe to be reliable, but we do not hold ourselves responsible for its completeness or accuracy. It is not an offer to sell or solicitation of an offer to buy any securities. All opinions and estimates included in this report constitute our judgment as of this date and are subject to change without notice.

This report provides general information only. Neither the information nor any opinion expressed herein constitutes an offer or invitation to make an offer to buy or sell securities or other investments. This material is prepared for general circulation to clients and is not intended to provide tailored investment advice and does not take into account the individual financial situation and objectives of any specific person who may receive this report. Investors should seek financial advice regarding the appropriateness of investing in any securities, investments or investment strategies discussed or recommended in this report. The information contained in this report has been compiled from sources believed to be reliable but no representation or warranty, express or implied, is made as to its accuracy, completeness or correctness. This report is not (and should not be construed as) a solicitation to act as securities broker or dealer in any jurisdiction by any person or company that is not legally permitted to carry on such business in that jurisdiction.

Yuanta research is distributed in the United States only to Major U.S. Institutional Investors (as defined in Rule 15a-6 under the Securities Exchange Act of 1934, as amended and SEC staff interpretations thereof). All transactions by a US person in the securities mentioned in this report must be effected through a registered broker-dealer under Section 15 of the Securities Exchange Act of 1934, as amended. Yuanta research is distributed in Taiwan by Yuanta Securities Investment Consulting. Yuanta research is distributed in Hong Kong by Yuanta Securities (Hong Kong) Co. Limited, which is licensed in Hong Kong by the Securities and Futures Commission for regulated activities, including Type 4 regulated activity (advising on securities). In Hong Kong, this research report may not be redistributed, retransmitted or disclosed, in whole or in part or any form or manner, without the express written consent of Yuanta Securities (Hong Kong) Co. Limited.