

當日市場：大型股繼續引領

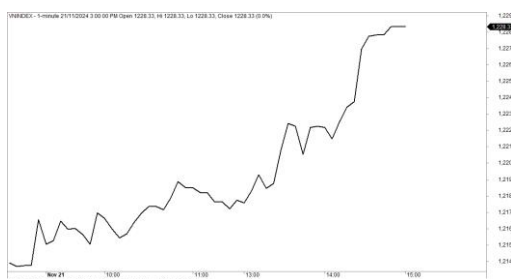
2024/11/22

市場走勢

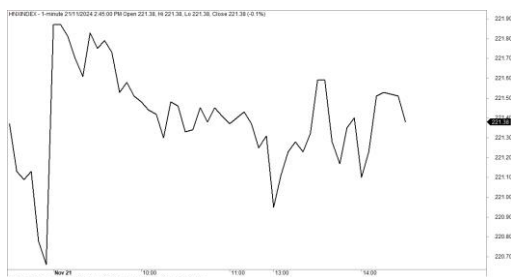
市場指數	VNI	HNI	UPCOM
收盤	1,228.33	221.76	91.50
%日	0.97%	0.21%	0.45%
%週	-0.29%	-0.92%	-0.40%
%月	-4.02%	-2.49%	-0.69%
%年	10.61%	-3.50%	6.12%
成交值(Bil.VND)			
當日	12,165	563	703
日均量/週	15,474	876	795
日均量/月	15,123	870	671
外資進出			
買進	1,464.43	27.10	7.82
賣出	2,325.81	87.21	14.38
買賣超	-861.38	-60.11	-6.57
市場漲跌家數			
上漲	233	86	155
下跌	73	54	147
持平	108	176	601
市場指標			
P/E	12.84	15.08	30.74
總市值 (兆盾)	5,081	315	1,503
股息殖利率 ²	2.79%	3.17%	4.12%

資料源: Bloomberg - YSVN

VNINDEX



HNIINDEX



市場走勢

在 11 月期貨合約到期日的背景下，市場在盤初的交易日窄幅波動。但大型股的強勁需求幫助指數反轉上漲，並維持這個趨勢至尾盤的交易日。VN-Index 收盤上漲 0.97%，止於 1,228.33 點。HNX-Index 上漲 0.21%，Upcom-Index 上漲 0.45%。三大市場的交易額均再次下降，達到 13 兆 4,310 億越南盾。

銀行股是領先的焦點，其中有 VPB (2.67%)、STB (2.01%)、CTG (2.94%)、ACB (1.43%)、MBB (1.77%)、TCB (1.53%) 等。此外，其他藍籌股如 MWG (3.35%)、MSN (1.42%)、PLX (1.17%)、GVR (1.3%)、VRE (1.68%) 等也同步大幅上漲。在下跌方面，BCM、SAB 和 VJC 是 VN30-Index 中的 3 檔下跌藍籌股。

房地產股在前一交易日大幅上漲後再次出現分化，DXS (6.38%)、KHG (1.16%) 維持上漲勢頭。此外，VTP (6.9%)、FIR (6.81%)、HVN (3.91%)、DPM (2.19%) 積極上漲。

外資收窄賣超，價值超過 9,280 億越南盾，集中在 VHM (5,860 億)、SSI (1,290 億)、HPG (1,180 億)。相反，CTG (670 億)、TCB (530 億)、VPB (430 億) 在買超方面的榜首。

市場短期觀點

我們認為市場可能會繼續上漲，VN-Index 可能會在下一交易日重新測試 1,238 - 1,240 點的阻力位。同時，若市場在下一交易日持續維持上漲勢頭，市場可能會快速出現進入短期調整階段，短期風險可能會逐步下跌。積極點的是，零售和房地產指數的短期趨勢已經確認短期上漲的趨勢。此外，短期情緒指標小幅上漲，顯示投資者的悲觀情緒走弱。

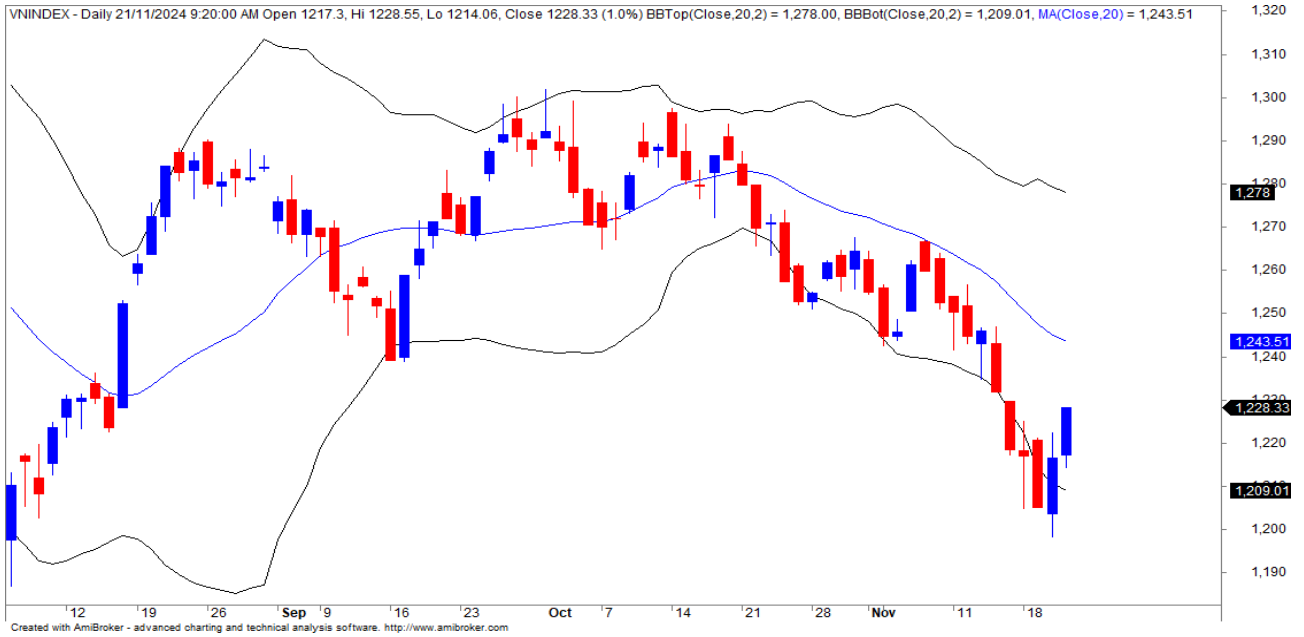
短期策略 (1 個月以內)：大盤的短期走勢仍維持下跌。因此，我們建議投資者可以在投資組合繼續持有 35-40% 的低股票比例，並僅應考慮較低比例的買進新股。

請在 <https://ysraar.yuanta.com.vn/> 查看有關股票的信號。



We Create Fortune

技術分析圖



指數技術分析圖 VN-Index



指數技術分析圖 HNX-Index

指數	短期趨勢	中期趨勢	阻力區 1	阻力區 2	支撐區 1	支撐區 2
VN-Index	下跌	中性	1300	1330	870	800
HNX-Index	下跌	中性	260	306	189	160
VN30	下跌	中性	1336	1350	980	960
VNMidcaps	下跌	中性	1280	1250	963	900
VNSmallcaps	下跌	中性	1250	1250	804	750



We Create **Fortune**

胡志明市交易所 (HSX)

	收盤	漲跌%
VNI	1228.33	0.97%
VN30	1286.67	1.17%
VN Mid	1834.63	0.94%
VN Small	1376.52	0.64%

河內交易所 (HSX)

	收盤	漲跌%
HNI	221.76	0.21%
HN30	469.81	0.53%
VNX AllSh	1278.45	1.06%

UPCOM 市場 (UPCoM)

	收盤	漲跌%
UPCoM	91.5	0.45%

外資交易	成交值 (Bil.VND)
買進	1464.43
賣出	2325.81
買超/賣超	-861.38

外資交易	成交值 (Bil.VND)
買進	27.10
賣出	87.21
買超/賣超	-60.11

外資交易	成交值 (Bil.VND)
買進	7.82
賣出	14.38
買超/賣超	-6.57

上漲排名/ 股碼	漲跌(VND)	漲跌%
VTP	7900	6.98%
VRC	750	6.82%
FIR	320	6.81%
DXS	450	6.38%
QCG	650	5.63%

上漲排名/ 股碼	漲跌(VND)	漲跌%
VC7	400	4.44%
CTP	1200	3.54%
VTZ	400	2.60%
LAS	500	2.39%
DHT	1900	2.37%

上漲排名/ 股碼	漲跌(VND)	漲跌%
ECO	2014	12.91%
TT6	1091	12.54%
HNG	405	8.10%
DGT	391	6.74%
VGI	3752	4.89%

下跌排名/ 股碼	漲跌(VND)	漲跌%
RDP	-100	-6.37%
PSH	-220	-6.15%
SGR	-650	-1.71%
KSB	-300	-1.69%
TTF	-50	-1.63%

下跌排名/ 股碼	漲跌(VND)	漲跌%
S99	-300	-4.05%
NRC	-100	-2.44%
TIG	-300	-2.31%
HVT	-100	-0.11%
API	0	0.00%

下跌排名/ 股碼	漲跌(VND)	漲跌%
VDG	-1194	-5.91%
VEF	-4848	-2.82%
PAT	-1707	-2.04%
MCH	-3290	-1.49%
ABB	-71	-0.96%

市值排名/ 股碼	Bil.VND
VCB	504,694,941
BID	256,519,616
FPT	194,769,560
VHM	188,544,112
CTG	182,579,719

市值排名/ 股碼	Bil.VND
IDC	17,819,996
PVS	15,820,684
MBS	14,879,758
HUT	14,190,940
THD	13,705,999

市值排名/ 股碼	Bil.VND
ACV	258,617,358
VGI	233,652,079
MCH	160,404,372
BSR	59,548,196
MVN	52,905,111

交易量排名/ 股碼	成交值	30 日均
VHM	43,237,184	21,862,436
VPB	28,295,200	19,489,188
HPG	18,112,600	19,224,638
STB	14,326,600	14,374,427
SSI	14,195,600	11,305,289

交易量排名/ 股碼	成交值	30 日均
PVS	3,570,182	1,879,467
MST	3,490,457	1,550,774
SHS	2,603,942	9,364,196
BAB	2,062,750	691,572
DNP	1,994,735	142,823

交易量排 名/股碼	成交值	30 日均
HNG	10,872,933	3,956,638
VSF	6,242,100	134,266
QNS	2,039,675	369,429
VCR	1,678,200	2,412,151
BSR	1,565,913	3,331,782

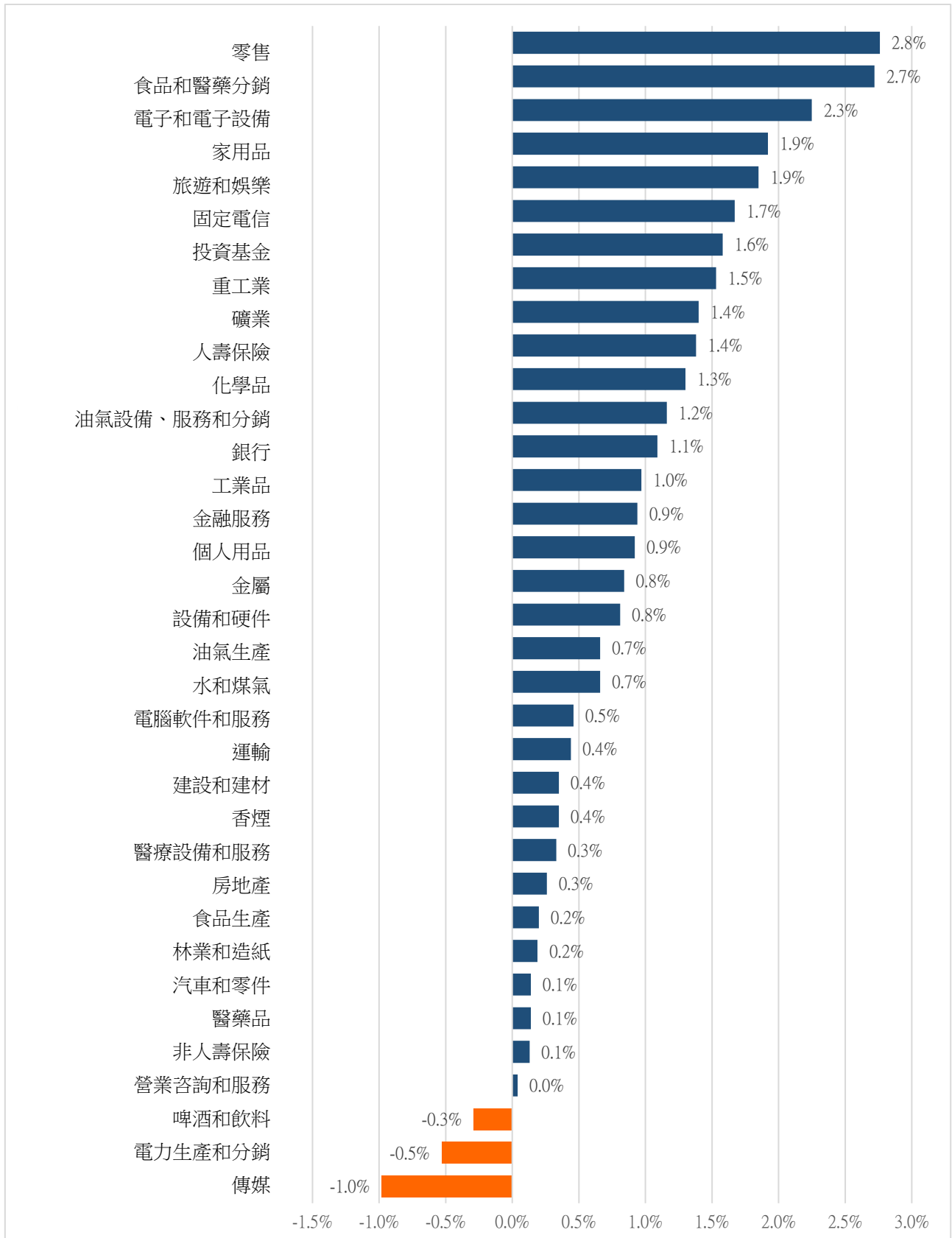
資料源: Bloomberg & Yuanta Research

資料源: Bloomberg & Yuanta Research

資料源: Bloomberg & Yuanta Research

We Create Fortune

各行業板塊的交易走勢



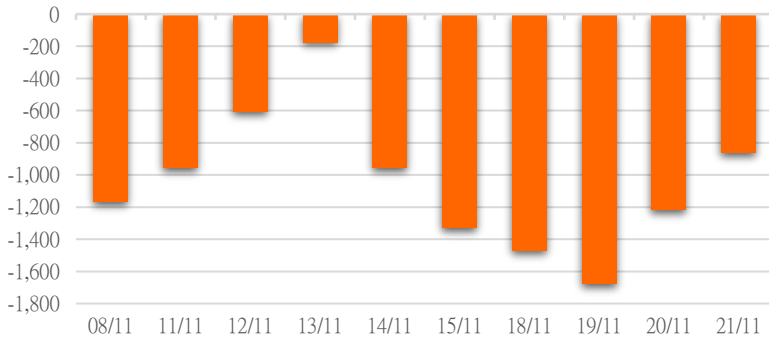
資料源: FiinPro - YSVN



We Create Fortune

外資買進賣統計

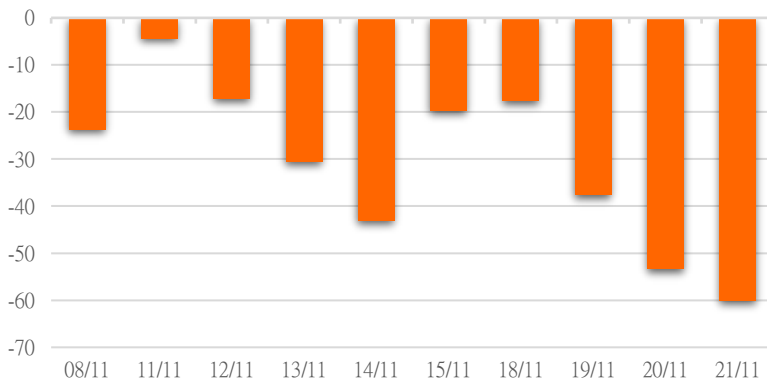
HSX 外資每日買/賣超



證券代碼	買超金額 (Mil.VND)	證券代碼	賣超金額 (Mil.VND)
CTG	67,371	VHM	-585,606
TCB	52,517	SSI	-129,197
VPB	43,413	HPG	-118,129
FPT	29,838	MWG	-104,566
KDH	26,559	KBC	-98,648

HSX 外資買/賣超的前 5 名

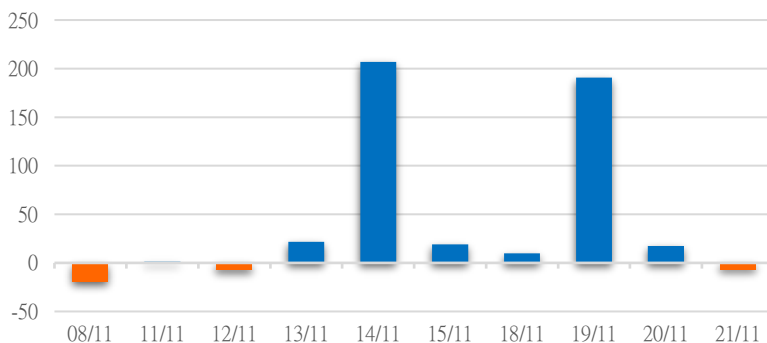
HNX 外資每日買/賣超



證券代碼	買超金額 (Mil.VND)	證券代碼	賣超金額 (Mil.VND)
IDC	1,842	PVS	-59,896
TNG	1,821	BVS	-1,518
DHT	630	MBS	-1,139
VC3	552	VGS	-730
TIG	264	VCS	-587

HNX 外資買/賣超的前 5 名

UPCOM 外資每日買/賣超



證券代碼	買超金額 (Mil.VND)	證券代碼	賣超金額 (Mil.VND)
VEA	1,893	QNS	-6,277
HNG	983	NTC	-1,937
DGT	679	OIL	-679
KLB	319	ACV	-603
CSI	220	CST	-551

UPCOM 外資買/賣超的前 5 名

源: FiinPro - YSVN



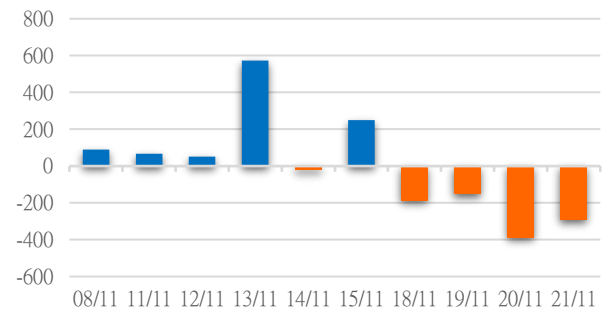
We Create **Fortune**

自營統計

證券代碼	買超金額 (Mil.VND)	證券代碼	賣超金額 (Mil.VND)
E1VFN30	59,465	HPG	42,977
FUEVFN30	49,719	VPB	42,103
MWG	21,586	GAS	41,438
HDG	14,140	TCB	38,977
CDC	6,760	FRT	35,340

HSX 自營交易最大前名

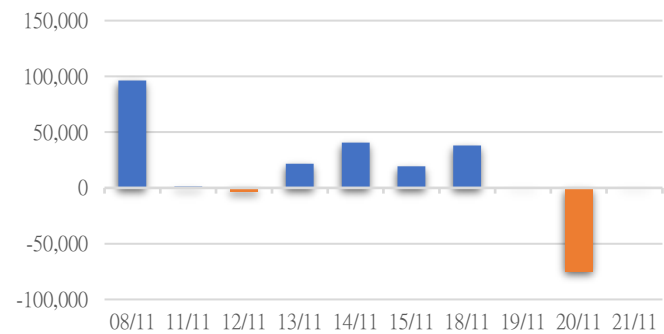
HSX 自營交易每日買/賣超
(Bil.VND)



證券代碼	買超金額 (Mil.VND)	證券代碼	賣超金額 (Mil.VND)
		VGS	284
		KHS	13

HNX 自營交易最大前名

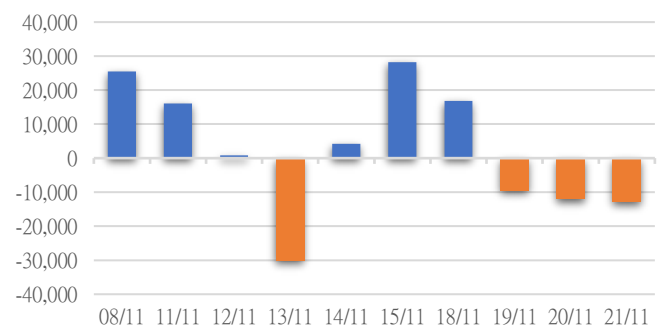
HNX 自營交易每日買/賣超
(Mil.VND)



證券代碼	買超金額 (Mil.VND)	證券代碼	賣超金額 (Mil.VND)
ACV	360.50	QNS	7,616
		SEA	5,609

UPCoM 自營交易最大前名

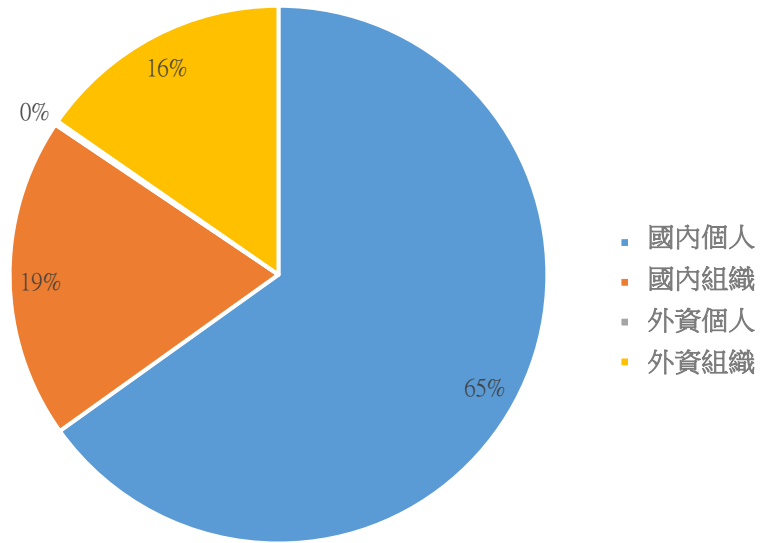
UPCoM 自營交易每日買/賣超
(Mil.VND)





We Create **Fortune**

越南證券市場投資人類別統計

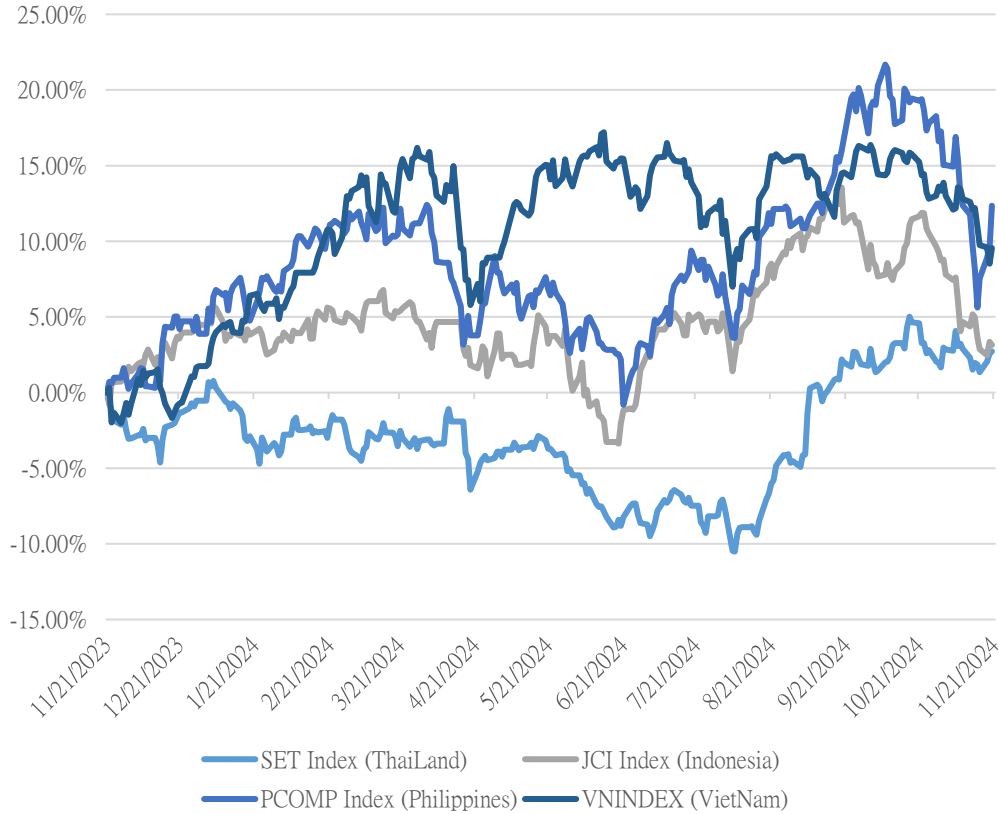


資料源: FiinPro - YSVN



We Create Fortune

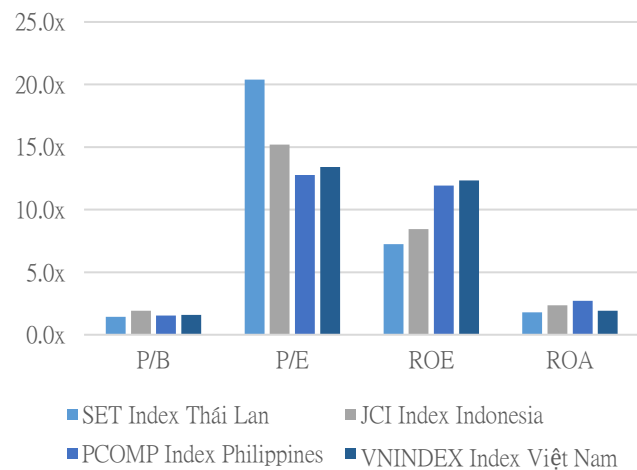
東南亞主要市場走勢比較



東南亞主要市場數據

		Thailand	Indonesia	Philippines	Vietnam
P/B		1.4x	1.9x	1.5x	1.6x
P/E		20.4x	15.2x	12.8x	13.4x
ROE	%	7.24	8.44	11.92	12.33
ROA	%	1.80	2.35	2.70	1.93
Vốn hóa	Tỷ USD	524.08	758.39	162.05	197.32
GTGD	Triệu USD	0.90	0.49	0.07	0.59
LS cổ tức	%	3.28	3.30	2.73	1.86

源: Bloomberg & YSVN





We Create **Fortune**

聯繫方式

個人研究分析部

電話號碼: +84 28 3622 6868 分機碼: 3826

電子郵件: research.re@yuanta.com.vn

Appendix A: Important Disclosures

Analyst Certification

Each research analyst primarily responsible for the content of this research report, in whole or in part, certifies that with respect to each security or issuer that the analyst covered in this report: (1) all of the views expressed accurately reflect his or her personal views about those securities or issuers; and (2) no part of his or her compensation was, is, or will be, directly or indirectly, related to the specific recommendations or views expressed by that research analyst in the research report.

Ratings Definitions

BUY: We have a positive outlook on the stock based on our expected absolute or relative return over the investment period. Our thesis is based on our analysis of the company's outlook, financial performance, catalysts, valuation and risk profile. We recommend investors add to their position.

HOLD-Outperform: In our view, the stock's fundamentals are relatively more attractive than peers at the current price. Our thesis is based on our analysis of the company's outlook, financial performance, catalysts, valuation and risk profile.

HOLD-Underperform: In our view, the stock's fundamentals are relatively less attractive than peers at the current price. Our thesis is based on our analysis of the company's outlook, financial performance, catalysts, valuation and risk profile.

SELL: We have a negative outlook on the stock based on our expected absolute or relative return over the investment period. Our thesis is based on our analysis of the company's outlook, financial performance, catalysts, valuation and risk profile. We recommend investors reduce their position.

Under Review: We actively follow the company, although our estimates, rating and target price are under review.

Restricted: The rating and target price have been suspended temporarily to comply with applicable regulations and/or Yuanta policies.

Note: Yuanta research coverage with a Target Price is based on an investment period of 12 months. Greater China Discovery Series coverage does not have a formal 12 month Target Price and the recommendation is based on an investment period specified by the analyst in the report.

Global Disclaimer

© 2018 Yuanta. All rights reserved. The information in this report has been compiled from sources we believe to be reliable, but we do not hold ourselves responsible for its completeness or accuracy. It is not an offer to sell or solicitation of an offer to buy any securities. All opinions and estimates included in this report constitute our judgment as of this date and are subject to change without notice.

This report provides general information only. Neither the information nor any opinion expressed herein constitutes an offer or invitation to make an offer to buy or sell securities or other investments. This material is prepared for general circulation to clients and is not intended to provide tailored investment advice and does not take into account the individual financial situation and objectives of any specific person who may receive this report. Investors should seek financial advice regarding the appropriateness of investing in any securities, investments or investment strategies discussed or recommended in this report. The information contained in this report has been compiled from sources believed to be reliable but no representation or warranty, express or implied, is made as to its accuracy, completeness or correctness. This report is not (and should not be construed as) a solicitation to act as securities broker or dealer in any jurisdiction by any person or company that is not legally permitted to carry on such business in that jurisdiction.

Yuanta research is distributed in the United States only to Major U.S. Institutional Investors (as defined in Rule 15a-6 under the Securities Exchange Act of 1934, as amended and SEC staff interpretations thereof). All transactions by a US person in the securities mentioned in this report must be effected through a registered broker-dealer under Section 15 of the Securities Exchange Act of 1934, as amended. Yuanta research is distributed in Taiwan by Yuanta Securities Investment Consulting. Yuanta research is distributed in Hong Kong by Yuanta Securities (Hong Kong) Co. Limited, which is licensed in Hong Kong by the Securities and Futures Commission for regulated activities, including Type 4 regulated activity (advising on securities). In Hong Kong, this research report may not be redistributed, retransmitted or disclosed, in whole or in part or any form or manner, without the express written consent of Yuanta Securities (Hong Kong) Co. Limited.