

當日市場：現金流集中在中小型股

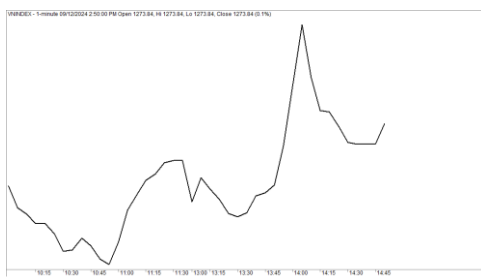
2024/12/10

市場走勢

市場指數	VNI	HNI	UPCOM
收盤	1,273.84	229.21	92.91
%日	0.29%	0.12%	0.10%
%週	1.81%	1.73%	0.51%
%月	1.70%	1.03%	0.82%
%年	13.29%	-0.86%	8.40%
成交值(Bil.VND)			
當日	16,762	1,054	701
日均量/週	16,995	1,137	777
日均量/月	14,924	909	763
外資進出			
買進	1,001.01	36.91	22.44
賣出	1,482.09	41.11	25.56
買賣超	-481.08	-4.20	-3.12
市場漲跌家數			
上漲	209	95	175
下跌	101	69	143
持平	104	152	585
市場指標			
P/E	13.33	16.31	32.94
總市值 (兆盾)	5,259	333	1,561
股息殖利率 ²	2.16%	3.68%	3.53%

資料源: Bloomberg - YSVN

VNINDEX



HNIINDEX



市場走勢

市場在早盤的交易日溫和交易，但在午盤的交易日突破強勁。但由於大型股出現分化，該高點無法維持，導致 VN-Index 收盤上漲 0.29%，止於 1,273.84 點。HNX-Index 上漲 0.12%，Upcom-Index 上漲 0.1%。三大市場的交易額均從前一交易日的 19 兆 6,280 億越南盾下降至 18 兆 5,160 億越南盾。

VN30-Index 繼續走弱於大盤，收盤下跌 0.08%，其中有 15 檔上漲股和 9 檔下跌股。FPT (-1.67%) 以及 VHM、SSI、PLX、ACB 等是對指數造成壓力，但跌幅僅達到 1% 以下。在上漲方面，VCB (1.17%)、TPB (0.92%)、CTG (0.55%)、HPG (0.18%) 等是對該指數貢獻。

中小型股吸引現金流，並在當日出現相當積極的走勢，如 HAG (5.88%)，DXG (1.69%)，ORS (4.83%)，BCG (1.87%)，NKG (3.42%)，HSG (1.34%)，SCR (6.11%)，而 LDG、TTA、YEG、CTI、ABS、HTN 漲停。

外資反轉賣超超過 4,880 億越南盾，其中 FPT (3,600 億)、CMG (350 億)、KBC (350 億) 在賣超方面領先。相反，MSN (450 億)、DXG (330 億)、TCB (210 億) 在買超方面的榜首。

市場短期觀點

我們認為市場在下一交易日可能會繼續上漲勢頭，但則可能會出現調整期。同時，市場仍處於積極劇烈波動時期的階段，因此調整期可以快速結束，流動性仍可能會維持較高水平。儘管外資在本周的首個交易日出現賣超跡象，但賣超量主要集中在 FPT 股，我們仍評估外資流動在接下來的幾個交易日積極。此外，短期情緒指標持續上漲，顯示投資者對當前市場走勢更加樂觀，新的買進機會繼續增加。

短期策略 (1 個月以內)：大盤的短期走勢仍維持上漲。因此，我們建議投資者可以繼續利用調整期增加股票比例並買進新股。

請在 <https://ysraar.yuanta.com.vn/> 查看有關股票的信號。

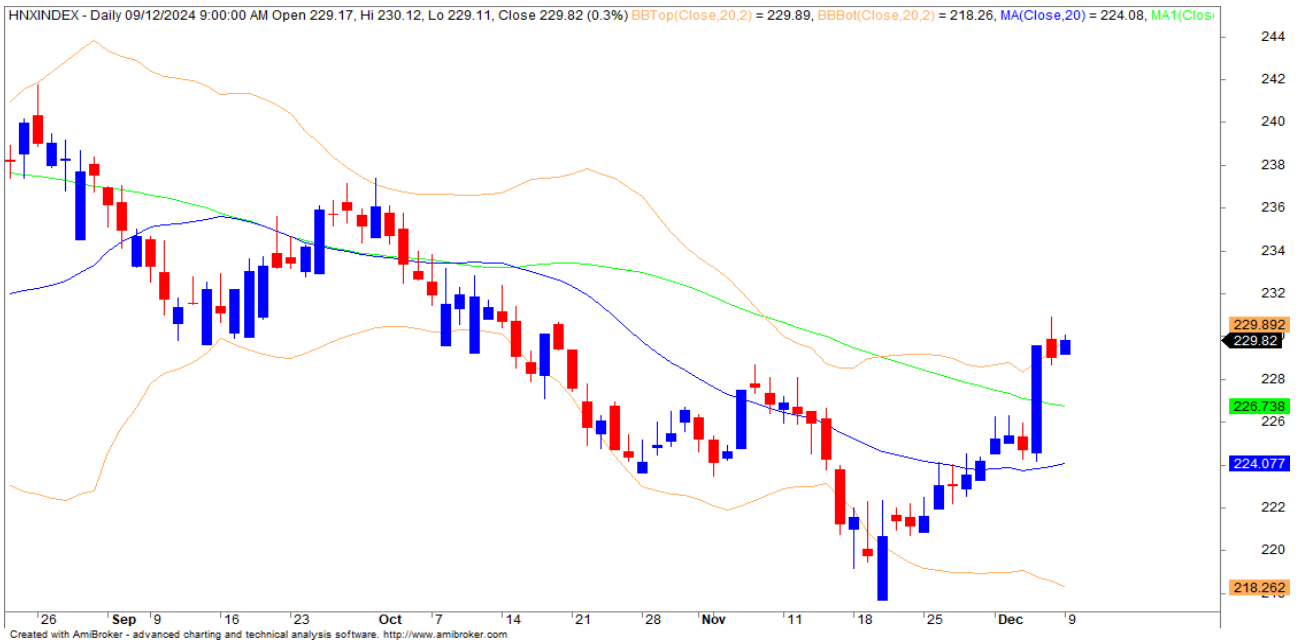


We Create Fortune

技術分析圖



指數技術分析圖 VN-Index



指數技術分析圖 HNX-Index

指數	短期趨勢	中期趨勢	阻力區 1	阻力區 2	支撐區 1	支撐區 2
VN-Index	上漲	中性	1300	1330	870	800
HNX-Index	上漲	中性	260	306	189	160
VN30	上漲	中性	1336	1350	980	960
VNMidcaps	上漲	中性	1280	1250	963	900
VNSmallcaps	上漲	中性	1250	1250	804	750

We Create Fortune

胡志明市交易所 (HSX)

	收盤	漲跌%
VNI	1273.84	0.29%
VN30	1336.18	-0.08%
VN Mid	1909.84	0.52%
VN Small	1443.91	1.10%

河內交易所 (HSX)

	收盤	漲跌%
HNI	229.21	0.12%
HN30	488.8	-0.33%
VNX AllSh	1330.99	0.13%

UPCOM 市場 (UPCoM)

	收盤	漲跌%
UPCoM	92.91	0.10%

外資交易	成交值 (Bil.VND)
買進	1001.01
賣出	1482.09
買超/賣超	-481.08

外資交易	成交值 (Bil.VND)
買進	36.91
賣出	41.11
買超/賣超	-4.20

外資交易	成交值 (Bil.VND)
買進	22.44
賣出	25.56
買超/賣超	-3.12

上漲排名/股碼	漲跌(VND)	漲跌%
ABS	300	6.99%
LDG	130	6.99%
HCD	600	6.96%
HTN	560	6.95%
FIR	360	6.84%

上漲排名/股碼	漲跌(VND)	漲跌%
KSV	5300	10.00%
S99	700	9.59%
VHL	900	9.00%
AAV	600	8.00%
VC7	900	7.83%

上漲排名/股碼	漲跌(VND)	漲跌%
DNW	3023	10.39%
PSB	205	3.94%
SGP	951	3.82%
MFS	1186	3.20%
BSR	594	2.88%

下跌排名/股碼	漲跌(VND)	漲跌%
CIG	-390	-4.50%
DC4	-600	-4.21%
CCL	-250	-2.72%
SGR	-1000	-2.56%
GEG	-250	-2.23%

下跌排名/股碼	漲跌(VND)	漲跌%
DHT	-9500	-9.69%
MST	-300	-4.29%
CTP	-1200	-3.65%
VCS	-1600	-2.40%
SGC	-2300	-1.91%

下跌排名/股碼	漲跌(VND)	漲跌%
FOX	-2068	-2.08%
TIS	-126	-2.00%
DVN	-425	-1.71%
BMS	-126	-1.20%
C4G	-96	-1.20%

市值排名/股碼	Bil.VND
VCB	526,492,397
BID	265,640,313
FPT	219,924,843
CTG	194,662,201
HPG	176,536,506

市值排名/股碼	Bil.VND
IDC	18,578,996
MBS	17,068,932
PVS	16,203,057
HUT	14,190,940
THD	13,744,499

市值排名/股碼	Bil.VND
VGI	274,813,538
ACV	265,557,476
MCH	161,129,010
BSR	63,876,493
MVN	53,106,810

交易量排名/股碼	成交值	30 日均
EIB	45,765,488	12,575,391
VPB	34,675,200	19,309,070
HAG	30,059,700	8,082,628
PDR	29,387,100	7,808,065
NAB	21,642,700	1,424,163

交易量排名/股碼	成交值	30 日均
SHS	5,484,760	6,766,518
MBS	4,211,462	2,850,926
TIG	4,119,170	2,481,086
MST	3,490,990	2,661,211
CEO	3,379,083	3,476,648

交易量排名/股碼	成交值	30 日均
HNG	6,360,887	3,635,032
BSR	6,013,181	3,204,160
BCR	2,594,270	1,120,610
TID	2,082,500	3,997
SEA	1,501,700	277,004

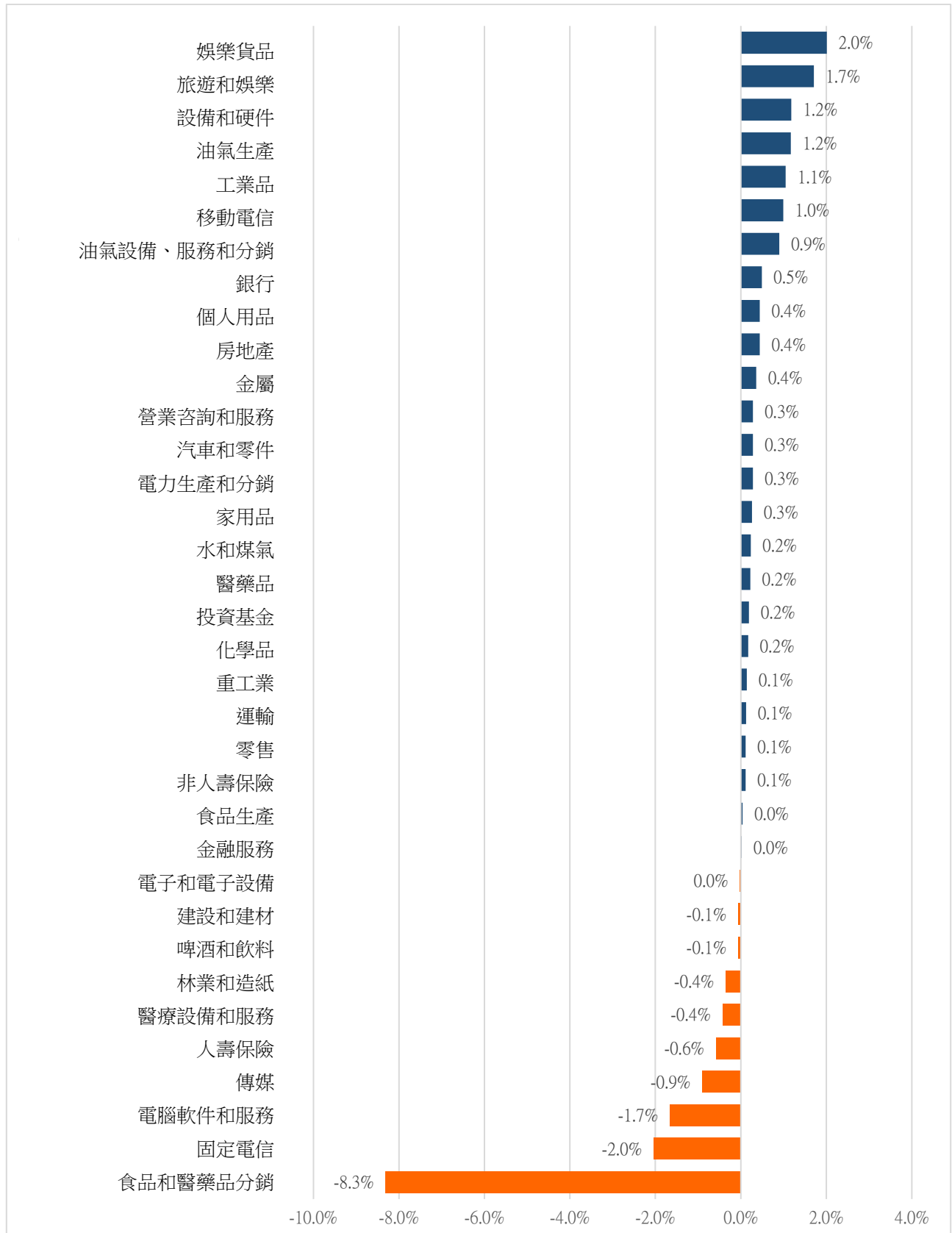
資料源: Bloomberg & Yuanta Research

資料源: Bloomberg & Yuanta Research

資料源: Bloomberg & Yuanta Research

We Create Fortune

各行業板塊的交易走勢



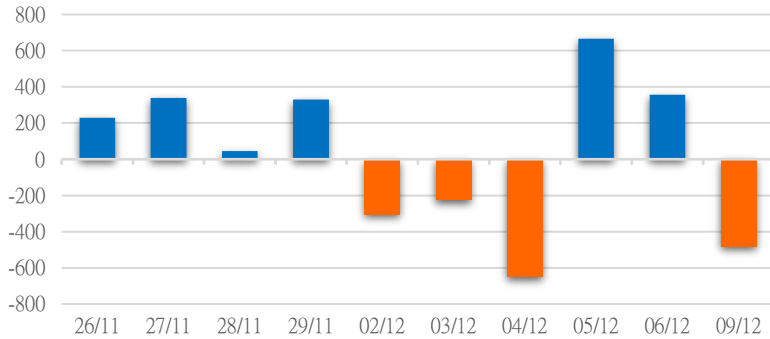
資料源: FinPro - YSVN



We Create Fortune

外資買進賣統計

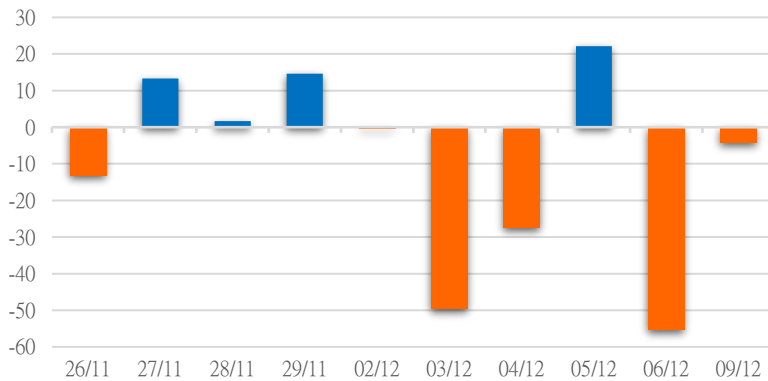
HSX 外資每日買/賣超



證券代碼	買超金額 (Mil.VND)	證券代碼	賣超金額 (Mil.VND)
MSN	44,935	FPT	-360,022
DXG	32,526	CMG	-35,276
TCB	21,152	KBC	-34,501
SIP	19,142	VNM	-34,129
VHC	18,833	DGC	-31,073

HSX 外資買/賣超的前 5 名

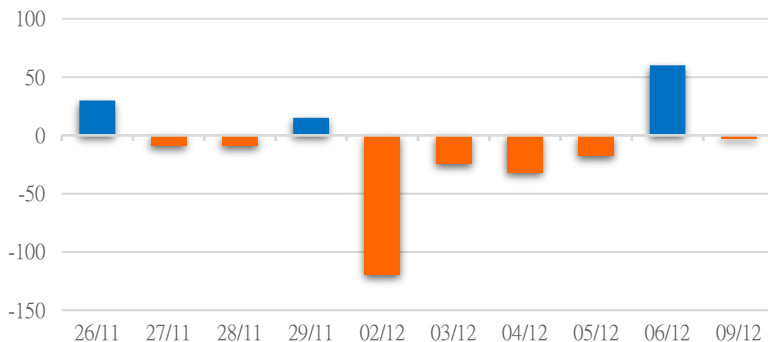
HNX 外資每日買/賣超



證券代碼	買超金額 (Mil.VND)	證券代碼	賣超金額 (Mil.VND)
MBS	7,868	PVS	-10,959
IDC	4,225	VGS	-990
CEO	1,163	PVI	-965
TNG	603	SHS	-853
VC2	383	IVS	-821

HNX 外資買/賣超的前 5 名

UPCOM 外資每日買/賣超



證券代碼	買超金額 (Mil.VND)	證券代碼	賣超金額 (Mil.VND)
MCH	9,296	BSR	-13,244
VEA	7,280	ACV	-8,463
QNS	1,450	MPC	-403
FOC	541	CSI	-218
ABW	537	OIL	-195

UPCOM 外資買/賣超的前 5 名

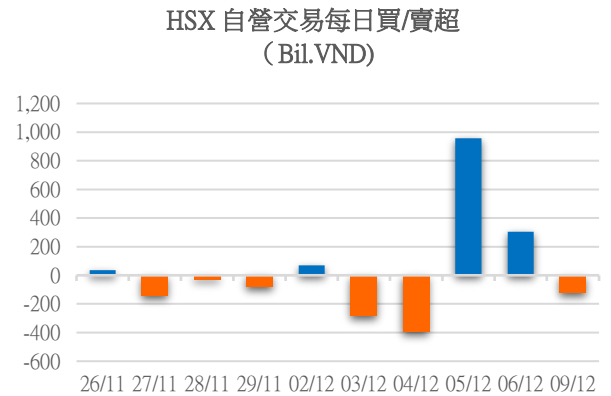
源: FiinPro - YSVN

We Create Fortune

自營統計

證券代碼	買超金額 (Mil.VND)	證券代碼	賣超金額 (Mil.VND)
HDG	50,406	VPB	275,127
HPG	18,837	VHM	12,704
VIB	18,442	CTR	9,740
FPT	13,398	PVT	5,175
MWG	13,260	PAN	4,844

HSX 自營交易最大前名



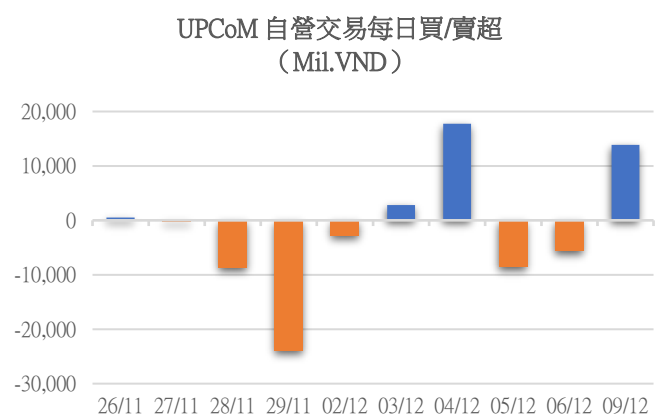
證券代碼	買超金額 (Mil.VND)	證券代碼	賣超金額 (Mil.VND)
SGC	2,424	VGS	726
IDC	567	KHS	227

HNX 自營交易最大前名



證券代碼	買超金額 (Mil.VND)	證券代碼	賣超金額 (Mil.VND)
BSR	27,314.65	SEA	8,040
VGT	1,411.95	MCH	4,938
		BCR	1,750
		BGE	115

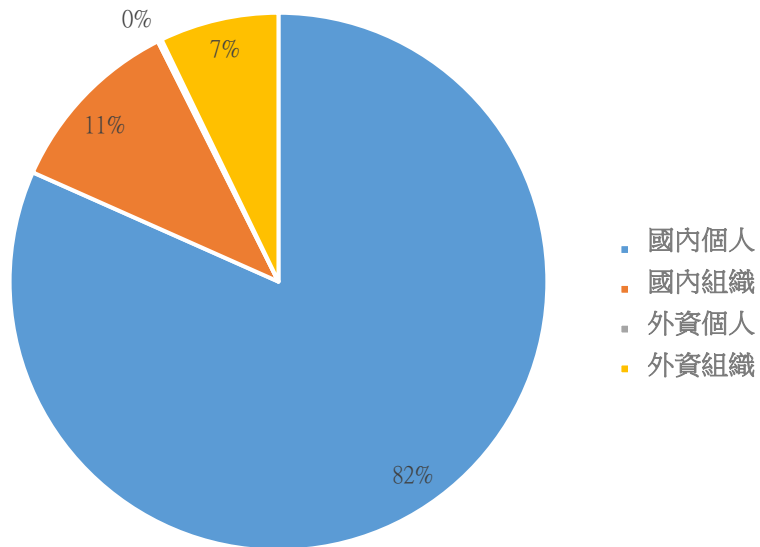
UPCoM 自營交易最大前名





We Create **Fortune**

越南證券市場投資人類別統計

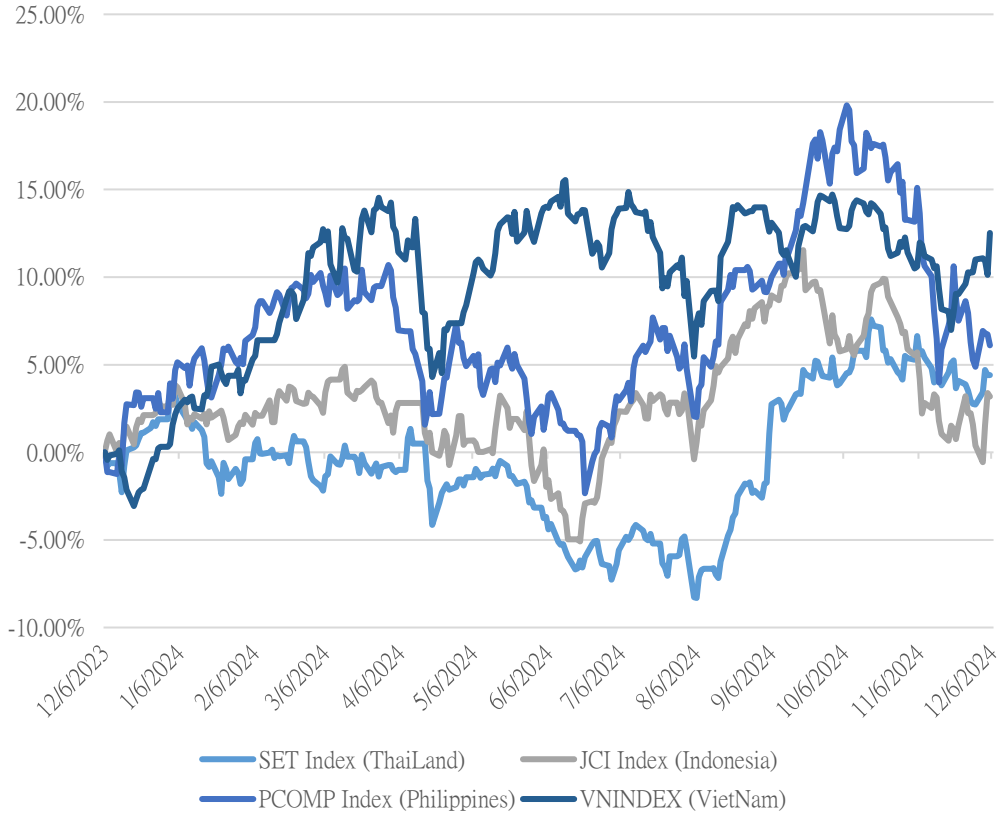


資料源: FiinPro - YSVN



We Create Fortune

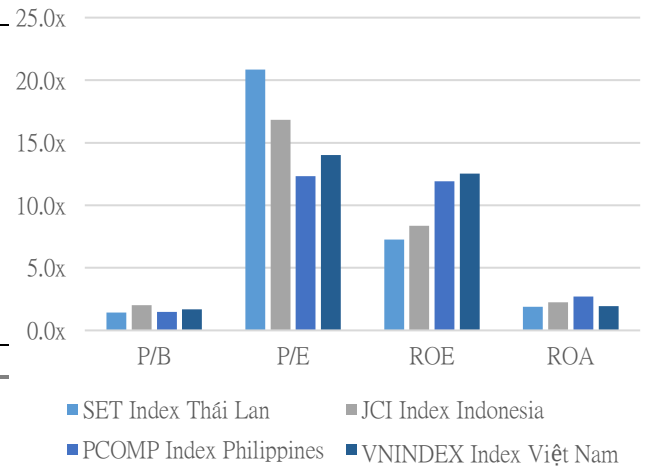
東南亞主要市場走勢比較



東南亞主要市場數據

		Thailand	Indonesia	Philippines	Vietnam
P/B		1.4x	2.0x	1.5x	1.7x
P/E		20.8x	16.8x	12.3x	14.0x
ROE	%	7.27	8.37	11.92	12.53
ROA	%	1.90	2.26	2.70	1.94
Vốn hóa	Tỷ USD	532.64	800.72	159.18	206.00
GTGD	Triệu USD	0.95	0.50	0.06	0.60
LS cổ tức	%	3.33	3.65	2.84	1.83

源: Bloomberg & YSVN



■ SET Index Thái Lan ■ JCI Index Indonesia
■ PCOMP Index Philippines ■ VNINDEX Index Việt Nam



We Create **Fortune**

聯繫方式

個人研究分析部

電話號碼: +84 28 3622 6868 分機碼: 3826

電子郵件: research.re@yuanta.com.vn

Appendix A: Important Disclosures

Analyst Certification

Each research analyst primarily responsible for the content of this research report, in whole or in part, certifies that with respect to each security or issuer that the analyst covered in this report: (1) all of the views expressed accurately reflect his or her personal views about those securities or issuers; and (2) no part of his or her compensation was, is, or will be, directly or indirectly, related to the specific recommendations or views expressed by that research analyst in the research report.

Ratings Definitions

BUY: We have a positive outlook on the stock based on our expected absolute or relative return over the investment period. Our thesis is based on our analysis of the company's outlook, financial performance, catalysts, valuation and risk profile. We recommend investors add to their position.

HOLD-Outperform: In our view, the stock's fundamentals are relatively more attractive than peers at the current price. Our thesis is based on our analysis of the company's outlook, financial performance, catalysts, valuation and risk profile.

HOLD-Underperform: In our view, the stock's fundamentals are relatively less attractive than peers at the current price. Our thesis is based on our analysis of the company's outlook, financial performance, catalysts, valuation and risk profile.

SELL: We have a negative outlook on the stock based on our expected absolute or relative return over the investment period. Our thesis is based on our analysis of the company's outlook, financial performance, catalysts, valuation and risk profile. We recommend investors reduce their position.

Under Review: We actively follow the company, although our estimates, rating and target price are under review.

Restricted: The rating and target price have been suspended temporarily to comply with applicable regulations and/or Yuanta policies.

Note: Yuanta research coverage with a Target Price is based on an investment period of 12 months. Greater China Discovery Series coverage does not have a formal 12 month Target Price and the recommendation is based on an investment period specified by the analyst in the report.

Global Disclaimer

© 2018 Yuanta. All rights reserved. The information in this report has been compiled from sources we believe to be reliable, but we do not hold ourselves responsible for its completeness or accuracy. It is not an offer to sell or solicitation of an offer to buy any securities. All opinions and estimates included in this report constitute our judgment as of this date and are subject to change without notice.

This report provides general information only. Neither the information nor any opinion expressed herein constitutes an offer or invitation to make an offer to buy or sell securities or other investments. This material is prepared for general circulation to clients and is not intended to provide tailored investment advice and does not take into account the individual financial situation and objectives of any specific person who may receive this report. Investors should seek financial advice regarding the appropriateness of investing in any securities, investments or investment strategies discussed or recommended in this report. The information contained in this report has been compiled from sources believed to be reliable but no representation or warranty, express or implied, is made as to its accuracy, completeness or correctness. This report is not (and should not be construed as) a solicitation to act as securities broker or dealer in any jurisdiction by any person or company that is not legally permitted to carry on such business in that jurisdiction.

Yuanta research is distributed in the United States only to Major U.S. Institutional Investors (as defined in Rule 15a-6 under the Securities Exchange Act of 1934, as amended and SEC staff interpretations thereof). All transactions by a US person in the securities mentioned in this report must be effected through a registered broker-dealer under Section 15 of the Securities Exchange Act of 1934, as amended. Yuanta research is distributed in Taiwan by Yuanta Securities Investment Consulting. Yuanta research is distributed in Hong Kong by Yuanta Securities (Hong Kong) Co. Limited, which is licensed in Hong Kong by the Securities and Futures Commission for regulated activities, including Type 4 regulated activity (advising on securities). In Hong Kong, this research report may not be redistributed, retransmitted or disclosed, in whole or in part or any form or manner, without the express written consent of Yuanta Securities (Hong Kong) Co. Limited.