

當日市場：較低流動性的調整

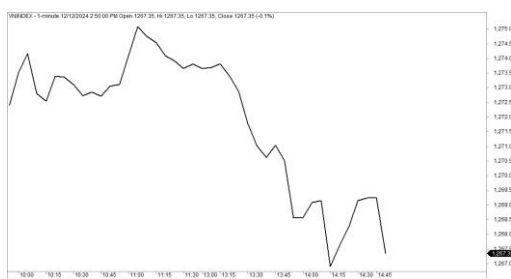
2024/12/12

市場走勢

市場指數	VNI	HNI	UPCOM
收盤	1,267.35	227.99	92.68
%日	-0.12%	-0.08%	-0.06%
%週	-0.01%	-0.70%	-0.29%
%月	1.81%	0.57%	0.31%
%年	12.39%	-1.61%	8.59%
成交值(Bil.VND)			
當日	13,478	949	730
日均量/週	15,516	1,099	745
日均量/月	14,673	928	761
外資進出			
買進	1,138.62	49.77	6.88
賣出	1,433.96	65.04	34.09
買賣超	-295.34	-15.27	-27.21
市場漲跌家數			
上漲	125	70	179
下跌	186	85	129
持平	103	161	595
市場指標			
P/E	13.28	16.36	33.02
總市值 (兆盾)	5,239	334	1,565
股息殖利 ²	2.20%	3.74%	4.06%

資料源: Bloomberg - YSVN

VNINDEX



HNIINDEX



市場走勢

猶豫情緒導致指數的上漲勢頭在交易日中無法持續。VN-Index 上漲至近 1,276 點後，再次下跌，收於 1,267.35 點，下跌 0.12%。HNX-Index 下跌 0.08%，Upcom-Index 也下跌 0.06%。3 大市場的交易額均下降至 15 兆 1,560 億越南盾。

銀行股在當日的交易日積極，並良好吸引現金流，如 VPB (0.26%)、TPB (0.31%)、HDB (1.27%)、EIB (2.6%)，但市場的剩餘部分慘淡以及 HPG、PLX、VIC、SHB、MSN 對指數下跌。VN30-Index 的幅度有 15 檔下跌股和 11 檔上漲股，與先前的交易日類似。

BCG (2.02%)、CTI (2.1%)、HVH (1.12%)、JVC (6.87%) 在當日的交易日是積極上漲的股票。相反，CSV (-3.53%)、YEG (-2.36%)、ORS (-1%)、VTP (-4.23%) 等被強勁拋售。

外資繼續賣超近 3,340 億越南盾，其中 FPT (1,250 億)、MSN (500 億)、FRT (450 億) 在賣超方面領先。相反，TCB (940 億)、HDB (730 億)、VTP (290 億) 在買超方面的榜首。

市場短期觀點

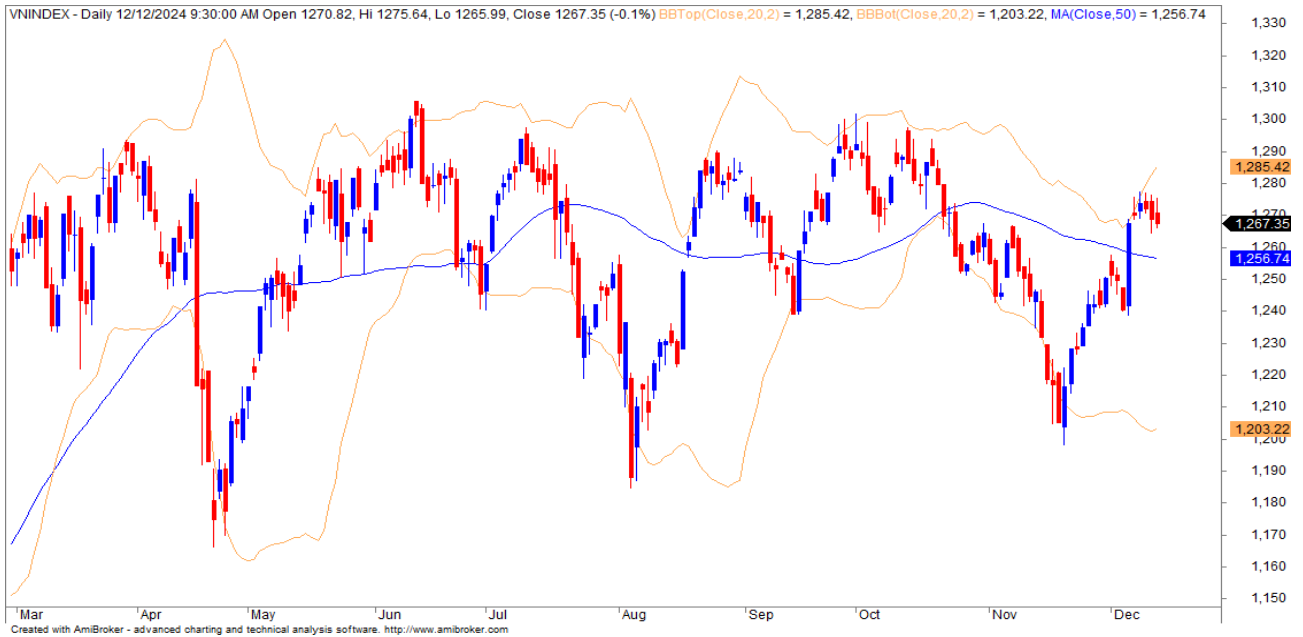
我們認為市場可能會在下一交易日快速回歸上漲勢頭，並我們評估市場在經歷連續上漲後仍處於調整的階段。同時，由於市場仍處於積極劇烈波動時期的階段，尤其是流動性下降顯示拋售壓力尚未擔憂，因此這調整期可能會快速結束。此外，情緒指標持續小幅上漲，顯示投資者對當前市場走勢仍出現樂觀態度。

短期策略（1 個月以內）：大盤的短期走勢仍維持上漲。因此，我們建議投資者可以繼續利用調整期以增加股票比例。

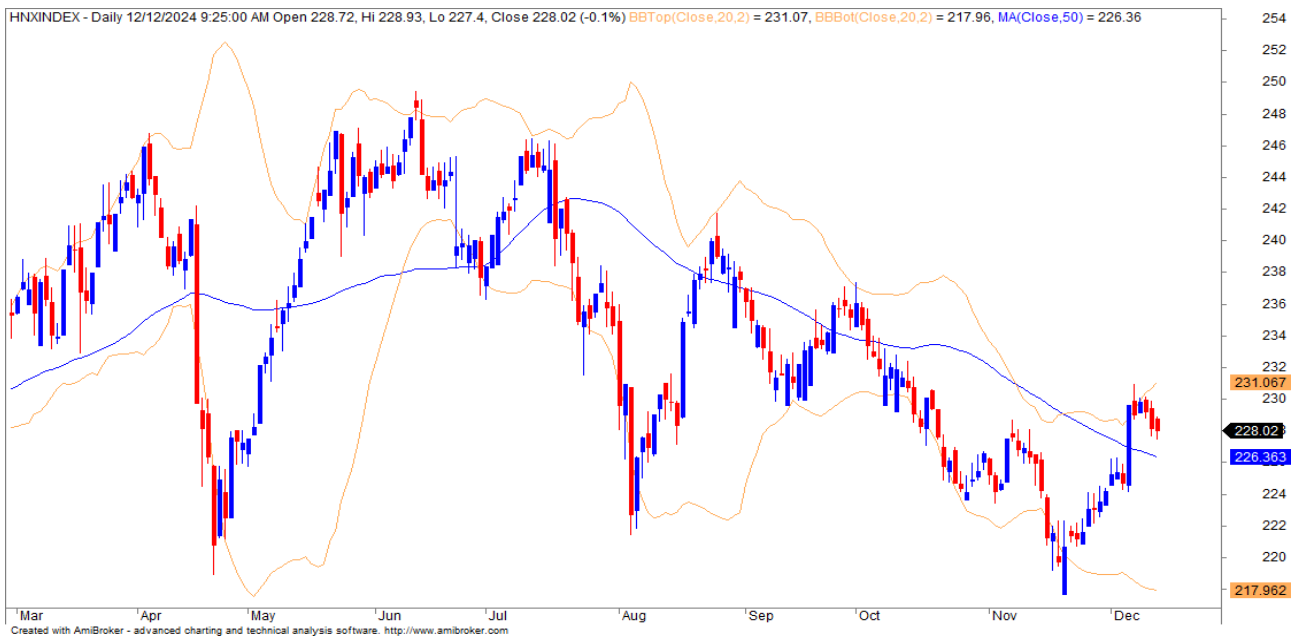
請在 <https://ysraar.yuanta.com.vn/> 查看有關股票的信號。

We Create Fortune

技術分析圖



指數技術分析圖 VN-Index



指數技術分析圖 HNX-Index

指數	短期趨勢	中期趨勢	阻力區 1	阻力區 2	支撐區 1	支撐區 2
VN-Index	上漲	中性	1300	1330	870	800
HNX-Index	上漲	中性	260	306	189	160
VN30	上漲	中性	1336	1350	980	960
VNMidcaps	上漲	中性	1280	1250	963	900
VNSmallcaps	上漲	中性	1250	1250	804	750

We Create Fortune

胡志明市交易所 (HSX)

	收盤	漲跌%
VNI	1267.35	-0.12%
VN30	1335.55	-0.07%
VN Mid	1899.38	-0.12%
VN Small	1438.86	-0.34%

河內交易所 (HSX)

	收盤	漲跌%
HNI	227.99	-0.08%
HN30	484.74	-0.15%
VNX AllSh	1328.41	-0.11%

UPCOM 市場 (UPCoM)

	收盤	漲跌%
UPCoM	92.68	-0.06%

外資交易	成交值 (Bil.VND)
買進	1138.62
賣出	1433.96
買超/賣超	-295.34

外資交易	成交值 (Bil.VND)
買進	49.77
賣出	65.04
買超/賣超	-15.27

外資交易	成交值 (Bil.VND)
買進	6.88
賣出	34.09
買超/賣超	-27.21

上漲排名/ 股碼	漲跌(VND)	漲跌%
VCA	1150	6.99%
JVC	220	6.88%
TCO	700	5.60%
ABS	240	5.10%
MSH	2400	4.77%

上漲排名/ 股碼	漲跌(VND)	漲跌%
HMR	1100	9.82%
MCO	1000	9.80%
PVG	600	8.96%
DST	300	8.57%
NTP	2300	3.62%

上漲排名/ 股碼	漲跌(VND)	漲跌%
BCA	1760	13.75%
AFX	859	11.93%
PHP	2289	6.36%
DRI	585	4.53%
MVN	1847	4.05%

下跌排名/ 股碼	漲跌(VND)	漲跌%
GEE	-2100	-6.69%
DC4	-600	-4.24%
VTP	-6000	-4.23%
CSV	-1500	-3.53%
SCR	-170	-2.90%

下跌排名/ 股碼	漲跌(VND)	漲跌%
VTV	-200	-4.17%
AAV	-200	-2.56%
API	-200	-2.50%
TIG	-300	-2.14%
NRC	-100	-2.08%

下跌排名/ 股碼	漲跌(VND)	漲跌%
MFS	-1919	-4.88%
HNG	-212	-3.79%
TOS	-2467	-3.44%
VGI	-2288	-2.47%
AAH	-81	-2.19%

市值排名/ 股碼	Bil.VND
VCB	521,462,215
BID	265,640,313
FPT	221,395,912
CTG	195,199,200
HPG	177,495,943

市值排名/ 股碼	Bil.VND
IDC	18,611,996
MBS	16,782,540
PVS	16,346,447
HUT	14,101,689
KSV	14,100,000

市值排名/ 股碼	Bil.VND
VGI	281,808,216
ACV	263,844,216
MCH	161,874,662
BSR	65,535,260
MVN	54,769,624

交易量排名/ 股碼	成交值	30 日均
EIB	25,980,190	16,116,293
SHB	25,483,300	17,456,840
VPB	23,442,300	19,497,314
HPG	21,420,145	22,015,475
BCG	18,701,601	7,324,421

交易量排名/ 股碼	成交值	30 日均
SHS	5,108,514	5,959,095
TNG	4,097,518	1,966,284
CEO	3,116,849	3,246,398
MBS	2,881,530	2,999,234
MST	2,840,116	2,959,740

交易量排名/ 股碼	成交值	30 日均
HNG	5,343,082	4,477,925
DDV	3,561,462	1,414,464
BSR	3,307,453	3,510,282
VGT	1,833,528	1,084,408
VGI	1,702,416	1,649,044

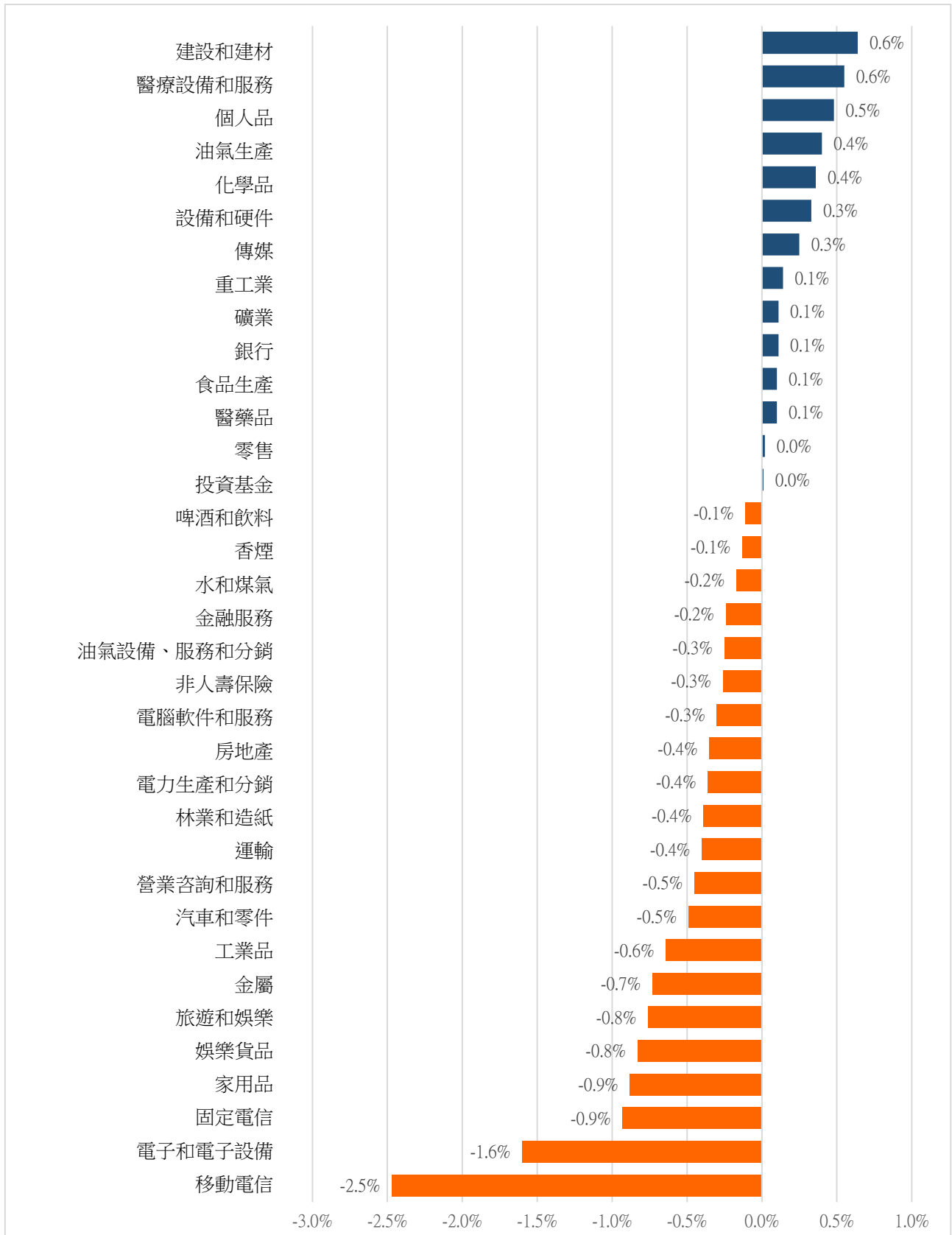
資料源: Bloomberg & Yuanta Research

資料源: Bloomberg & Yuanta Research

資料源: Bloomberg & Yuanta Research

We Create Fortune

各行業板塊的交易走勢



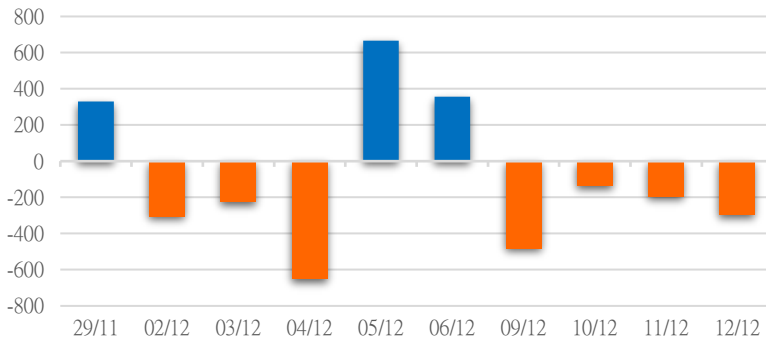
資料源: FinPro - YSVN



We Create Fortune

外資買進賣統計

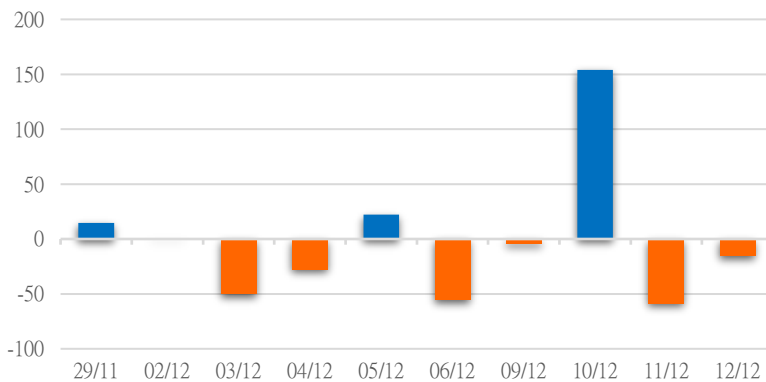
HSX 外資每日買/賣超



證券代碼	買超金額 (Mil.VND)	證券代碼	賣超金額 (Mil.VND)
TCB	93,792	FPT	-124,996
HDB	73,390	MSN	-50,034
VTP	28,959	FRT	-45,041
HPG	24,192	MWG	-39,363
FUEVFNVD	13,033	VRE	-33,018

HSX 外資買/賣超的前 5 名

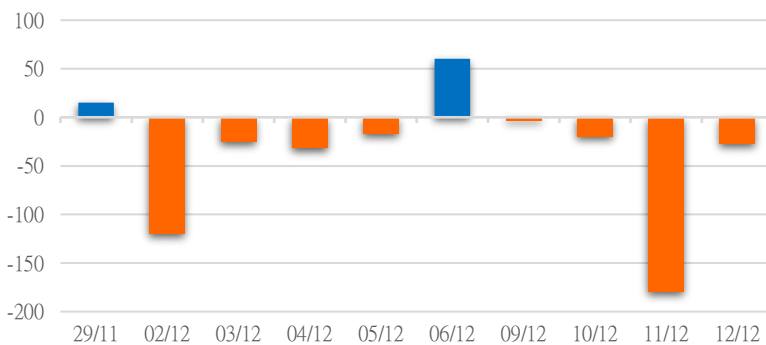
HNX 外資每日買/賣超



證券代碼	買超金額 (Mil.VND)	證券代碼	賣超金額 (Mil.VND)
NTP	5,270	PVS	-8,233
IDC	3,507	SHS	-6,278
TNG	2,021	MBS	-3,531
VC3	884	CEO	-3,521
TVC	579	DTD	-2,500

HNX 外資買/賣超的前 5 名

UPCOM 外資每日買/賣超



證券代碼	買超金額 (Mil.VND)	證券代碼	賣超金額 (Mil.VND)
MCH	2,000	ACV	-21,030
TTN	734	HNG	-6,234
QNS	518	OIL	-3,760
DGT	386	KCB	-175
CSI	212	SBS	-128

UPCOM 外資買/賣超的前 5 名

源: FiinPro - YSVN

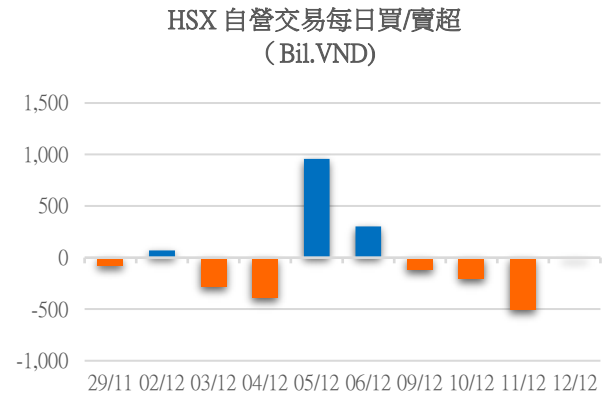


We Create **Fortune**

自營統計

證券代碼	買超金額 (Mil.VND)	證券代碼	賣超金額 (Mil.VND)
HDB	12,681	PNJ	22,086
TCB	11,339	FRT	19,564
HPG	11,162	STB	13,246
VNM	11,056	VIB	13,007
DGC	9,344	LPB	9,049

HSX 自營交易最大前名



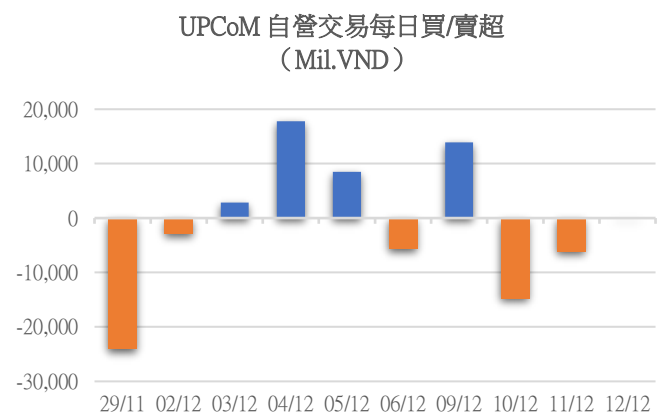
證券代碼	買超金額 (Mil.VND)	證券代碼	賣超金額 (Mil.VND)
		KHS	638
		IDC	226

HNX 自營交易最大前名



證券代碼	買超金額 (Mil.VND)	證券代碼	賣超金額 (Mil.VND)
VGI	6,705.00	MCH	10,762
PHP	6,220.34	QNS	2,565
VGT	278.00		

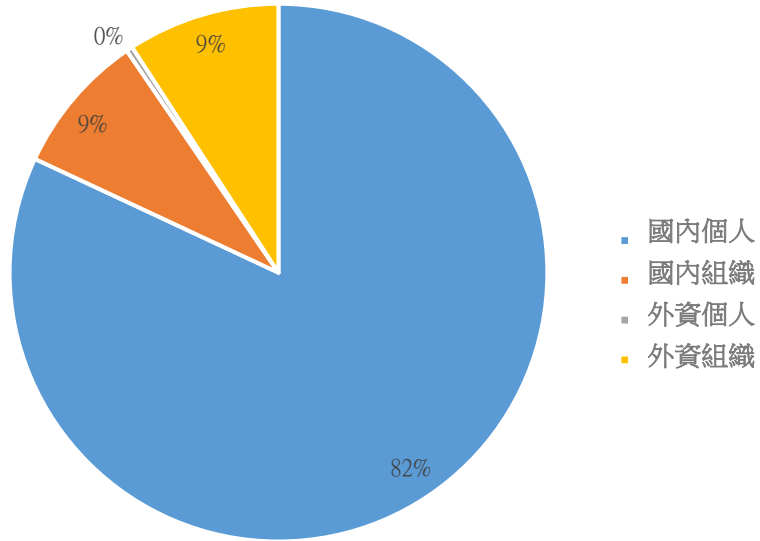
UPCoM 自營交易最大前名





We Create **Fortune**

越南證券市場投資人類別統計

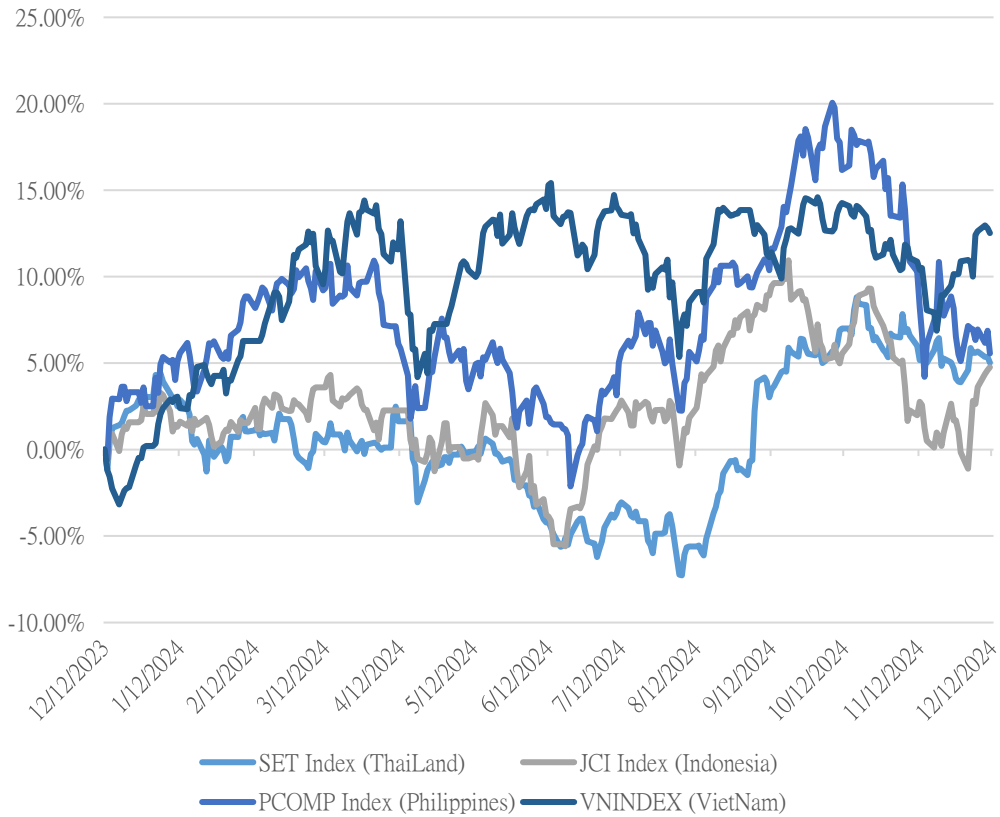


資料源: FiinPro - YSVN



We Create Fortune

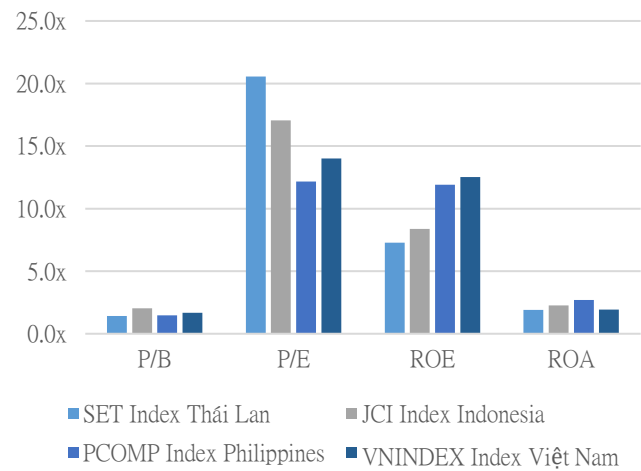
東南亞主要市場走勢比較



東南亞主要市場數據

		Thailand	Indonesia	Philippines	Vietnam
P/B		1.4x	2.0x	1.5x	1.7x
P/E		20.6x	17.0x	12.2x	14.0x
ROE	%	7.29	8.38	11.92	12.53
ROA	%	1.90	2.26	2.70	1.94
Vốn hóa	Tỷ USD	531.06	804.71	156.58	205.76
GTGD	Triệu USD	1.01	0.70	0.06	0.46
LS cổ tức	%	3.34	3.67	2.85	1.84

源: Bloomberg & YSVN





We Create **Fortune**

聯繫方式

個人研究分析部

電話號碼: +84 28 3622 6868 分機碼: 3826

電子郵件: research.re@yuanta.com.vn

Appendix A: Important Disclosures

Analyst Certification

Each research analyst primarily responsible for the content of this research report, in whole or in part, certifies that with respect to each security or issuer that the analyst covered in this report: (1) all of the views expressed accurately reflect his or her personal views about those securities or issuers; and (2) no part of his or her compensation was, is, or will be, directly or indirectly, related to the specific recommendations or views expressed by that research analyst in the research report.

Ratings Definitions

BUY: We have a positive outlook on the stock based on our expected absolute or relative return over the investment period. Our thesis is based on our analysis of the company's outlook, financial performance, catalysts, valuation and risk profile. We recommend investors add to their position.

HOLD-Outperform: In our view, the stock's fundamentals are relatively more attractive than peers at the current price. Our thesis is based on our analysis of the company's outlook, financial performance, catalysts, valuation and risk profile.

HOLD-Underperform: In our view, the stock's fundamentals are relatively less attractive than peers at the current price. Our thesis is based on our analysis of the company's outlook, financial performance, catalysts, valuation and risk profile.

SELL: We have a negative outlook on the stock based on our expected absolute or relative return over the investment period. Our thesis is based on our analysis of the company's outlook, financial performance, catalysts, valuation and risk profile. We recommend investors reduce their position.

Under Review: We actively follow the company, although our estimates, rating and target price are under review.

Restricted: The rating and target price have been suspended temporarily to comply with applicable regulations and/or Yuanta policies.

Note: Yuanta research coverage with a Target Price is based on an investment period of 12 months. Greater China Discovery Series coverage does not have a formal 12 month Target Price and the recommendation is based on an investment period specified by the analyst in the report.

Global Disclaimer

© 2018 Yuanta. All rights reserved. The information in this report has been compiled from sources we believe to be reliable, but we do not hold ourselves responsible for its completeness or accuracy. It is not an offer to sell or solicitation of an offer to buy any securities. All opinions and estimates included in this report constitute our judgment as of this date and are subject to change without notice.

This report provides general information only. Neither the information nor any opinion expressed herein constitutes an offer or invitation to make an offer to buy or sell securities or other investments. This material is prepared for general circulation to clients and is not intended to provide tailored investment advice and does not take into account the individual financial situation and objectives of any specific person who may receive this report. Investors should seek financial advice regarding the appropriateness of investing in any securities, investments or investment strategies discussed or recommended in this report. The information contained in this report has been compiled from sources believed to be reliable but no representation or warranty, express or implied, is made as to its accuracy, completeness or correctness. This report is not (and should not be construed as) a solicitation to act as securities broker or dealer in any jurisdiction by any person or company that is not legally permitted to carry on such business in that jurisdiction.

Yuanta research is distributed in the United States only to Major U.S. Institutional Investors (as defined in Rule 15a-6 under the Securities Exchange Act of 1934, as amended and SEC staff interpretations thereof). All transactions by a US person in the securities mentioned in this report must be effected through a registered broker-dealer under Section 15 of the Securities Exchange Act of 1934, as amended. Yuanta research is distributed in Taiwan by Yuanta Securities Investment Consulting. Yuanta research is distributed in Hong Kong by Yuanta Securities (Hong Kong) Co. Limited, which is licensed in Hong Kong by the Securities and Futures Commission for regulated activities, including Type 4 regulated activity (advising on securities). In Hong Kong, this research report may not be redistributed, retransmitted or disclosed, in whole or in part or any form or manner, without the express written consent of Yuanta Securities (Hong Kong) Co. Limited.