

當日市場：市場在尾盤的交易日積極

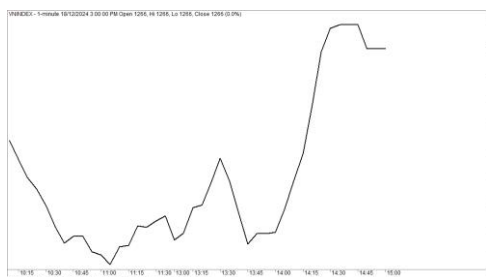
2024/12/19

市場走勢

市場指數	VNI	HNI	UPCOM
收盤	1,266.00	227.43	93.07
%日	0.34%	0.24%	0.32%
%週	-0.81%	-1.03%	0.03%
%月	3.54%	2.42%	1.58%
%年	14.46%	-0.06%	9.08%
成交值(Bil.VND)			
當日	12,741	947	1,091
日均量/週	13,007	799	864
日均量/月	14,045	863	775
外資進出			
買進	1,054.77	21.49	75.78
賣出	1,049.42	65.35	17.72
買賣超	5.35	-43.86	58.05
市場漲跌家數			
上漲	211	81	173
下跌	104	67	143
持平	99	168	587
市場指標			
P/E	13.20	16.37	33.06
總市值 (兆盾)	5,210	335	1,562
股息殖利 ²	2.22%	3.57%	4.02%

資料源: Bloomberg - YSVN

VNINDEX



HNIINDEX



市場走勢

雖然市場點數沒有大幅上漲，但價格相當積極上漲。VN-Index 收盤上漲 0.34%，止於 1,266 點。HNX-Index 上漲 0.24%，Upcom-Index 上漲 0.32%。三大市場的交易額維持較低水平，但小幅增加至 14 兆 7,800 億越南盾。

VN30-Index 上漲 0.17%，其中有 18 檔上漲股和 7 檔下跌股。POW (2.02%)、PLX (1.03%)、HPG (1.3%) 是指數中值得關注的 3 檔上漲股。在下跌方面，SSB (-0.29%)、VHM (-0.97%)、VIB (-0.26%)、VRE (-0.29%)、MWG (-0.17%) 下跌。

現金流強勁參加於中小型股。DBC (5.33%)、KHG (2.59%)、NKG (1.09%)、BAF (5.11%)、GEE (1.01%)、HAX (4.29%)、PAN (3.49%)、SMC (5.6%) 相當上漲，而 PAC、YEG、HVH、JVC、SAM 漲停。

外資反轉買超，價值近 200 億越南盾，其中 FPT (960 億)、HDB (660 億)、MCH (620 億) 在買超方面的榜首。相反，MWG (710 億)、VRE (570 億)、KBC (430 億) 在賣超方面領先。

市場短期觀點

我們認為市場可能會繼續上漲，VN-Index 可能會在下一交易日可能會測試 1,268 點的關口。同時，市場仍處於短期調整階段，因此現金流量在各類股票之間可能會出現分化，尤其是我們認為 VNMidcaps 和 VNSmallcaps 指數在接下來的幾個交易日可能會繼續上漲。此外，情緒指數小幅上漲，顯示謹慎情緒更走弱。

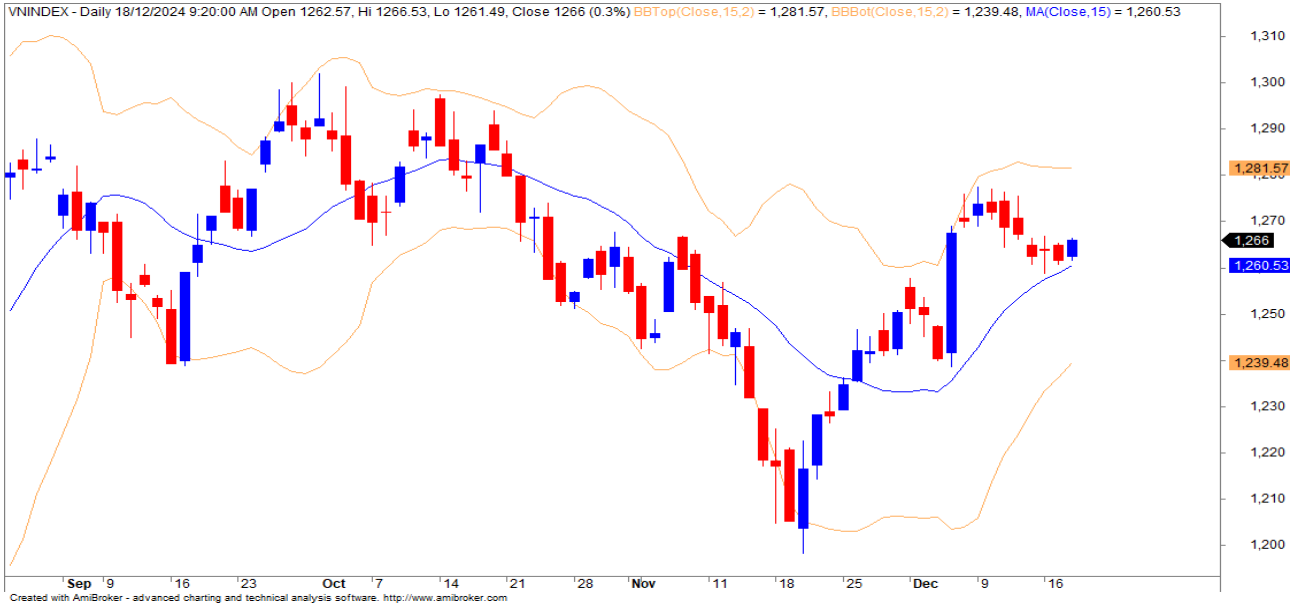
短期策略 (1 個月以內)：大盤的短期走勢仍維持上漲。因此，我們建議投資者在投資組合可以繼續持有高比例的股票，並則可以利用調整期增加股票比例，投資者可以關注中小型股。

請在 <https://ysradar.yuanta.com.vn/> 查看有關股票的信號。



We Create Fortune

技術分析圖



指數技術分析圖 VN-Index



指數技術分析圖 HNX-Index

指數	短期趨勢	中期趨勢	阻力區 1	阻力區 2	支撐區 1	支撐區 2
VN-Index	上漲	中性	1300	1330	870	800
HNX-Index	上漲	中性	260	306	189	160
VN30	上漲	中性	1336	1350	980	960
VNMidcaps	上漲	中性	1280	1250	963	900
VNSmallcaps	上漲	中性	1250	1250	804	750

We Create Fortune

胡志明市交易所 (HSX)

	收盤	漲跌%
VNI	1266	0.34%
VN30	1329.83	0.17%
VN Mid	1903.51	0.62%
VN Small	1442.67	0.87%

河內交易所 (HSX)

	收盤	漲跌%
HNI	227.43	0.24%
HN30	483.34	0.71%
VNX AllSh	1325.81	0.35%

UPCOM 市場 (UPCoM)

	收盤	漲跌%
UPCoM	93.07	0.32%

外資交易	成交值 (Bil.VND)
買進	1054.77
賣出	1049.42
買超/賣超	5.35

外資交易	成交值 (Bil.VND)
買進	21.49
賣出	65.35
買超/賣超	-43.86

外資交易	成交值 (Bil.VND)
買進	75.78
賣出	17.72
買超/賣超	58.05

上漲排名/股碼	漲跌(VND)	漲跌%
LIX	2250	6.98%
PAC	2900	6.97%
SAM	440	6.86%
JVC	240	6.84%
HVH	650	6.77%

上漲排名/股碼	漲跌(VND)	漲跌%
PVB	2700	9.82%
VMC	800	9.41%
PGN	1100	9.24%
PVC	700	6.80%
DST	300	6.52%

上漲排名/股碼	漲跌(VND)	漲跌%
AVG	2958	14.36%
HNM	616	6.84%
ABC	696	6.21%
PDV	880	5.30%
MSR	537	4.63%

下跌排名/股碼	漲跌(VND)	漲跌%
TCO	-550	-4.18%
SGR	-1400	-3.47%
TTA	-250	-1.87%
HTN	-180	-1.86%
NBB	-400	-1.76%

下跌排名/股碼	漲跌(VND)	漲跌%
ITQ	-100	-3.45%
IDJ	-100	-1.64%
APS	-100	-1.49%
TIG	-200	-1.47%
TMB	-1000	-1.28%

下跌排名/股碼	漲跌(VND)	漲跌%
SEA	-1995	-4.75%
AAH	-96	-2.67%
ABI	-650	-2.53%
DRI	-287	-2.17%
BCR	-98	-2.00%

市值排名/股碼	Bil.VND
VCB	519,785,487
BID	265,640,313
FPT	217,718,239
CTG	194,662,201
HPG	172,698,755

市值排名/股碼	Bil.VND
IDC	18,710,996
MBS	16,553,427
KSV	16,000,000
PVS	15,820,684
HUT	14,101,689

市值排名/股碼	Bil.VND
VGI	276,752,446
ACV	260,940,164
MCH	166,668,866
BSR	67,516,480
MVN	54,036,065

交易量排名/股碼	成交值	30 日均
BBC	536,871,112	773
TCB	30,363,813	13,063,217
VPB	21,743,501	19,694,361
HPG	16,439,095	20,639,514
VIX	13,446,000	16,815,876

交易量排名/股碼	成交值	30 日均
SHS	5,388,772	5,547,109
IDC	3,998,401	1,132,595
PVS	3,349,670	2,117,201
PVC	3,267,942	731,327
TIG	2,443,855	2,772,137

交易量排名/股碼	成交值	30 日均
BGE	10,793,000	310,702
VSF	8,018,880	2,463,091
HNM	6,861,962	279,603
BSR	3,648,896	3,635,747
HNG	2,830,928	4,174,904

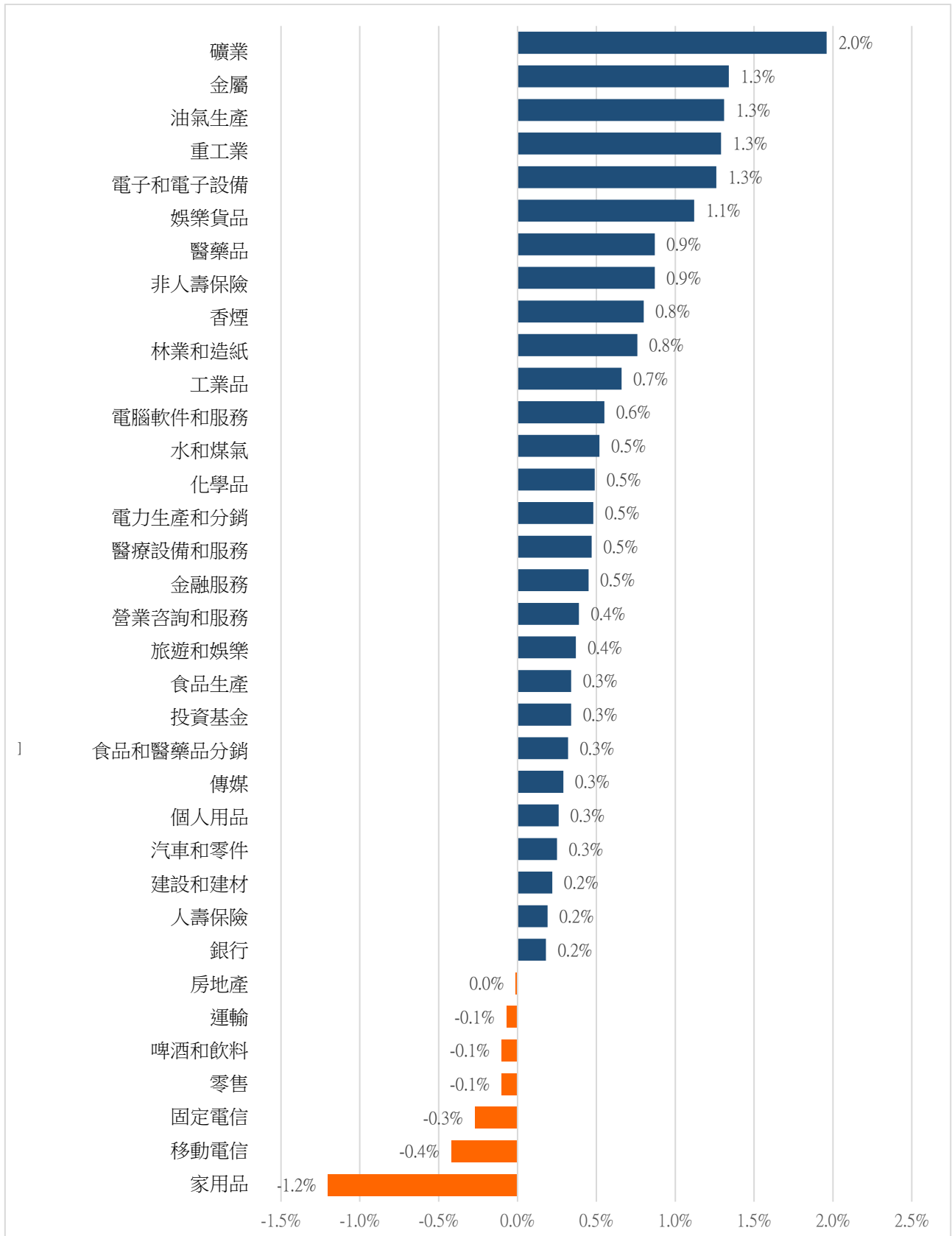
資料源: Bloomberg & Yuanta Research

資料源: Bloomberg & Yuanta Research

資料源: Bloomberg & Yuanta Research

We Create Fortune

各行業板塊的交易走勢



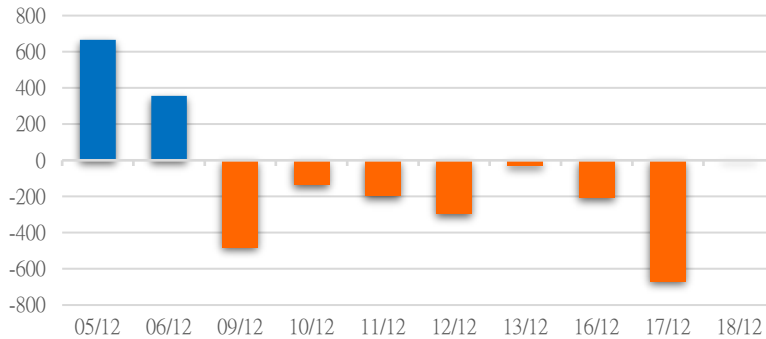
資料源: FinPro - YSVN



We Create Fortune

外資買進賣統計

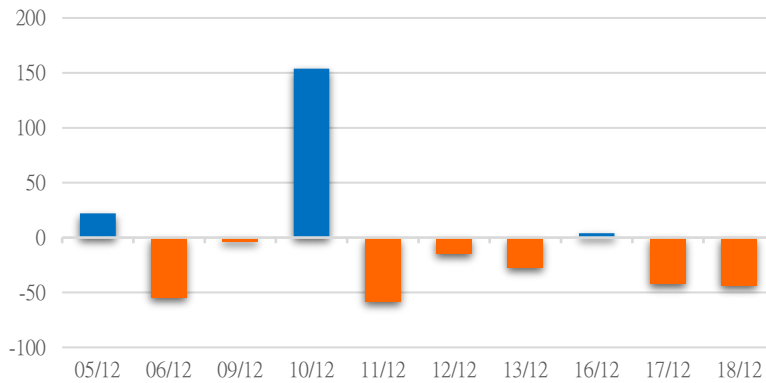
HSX 外資每日買/賣超



證券代碼	買超金額 (Mil.VND)	證券代碼	賣超金額 (Mil.VND)
FPT	95,911	MWG	-71,028
HDB	66,039	VRE	-57,381
HPG	59,985	KBC	-42,810
DBC	57,682	DPM	-37,776
DHC	31,298	MSN	-28,254

HSX 外資買/賣超的前 5 名

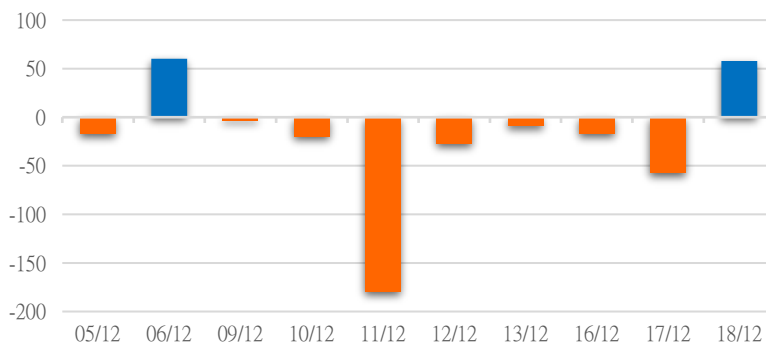
HNX 外資每日買/賣超



證券代碼	買超金額 (Mil.VND)	證券代碼	賣超金額 (Mil.VND)
IDC	5,487	SHS	-22,993
LAS	1,848	PVS	-22,870
MST	759	TNG	-3,154
AAV	738	BVS	-2,145
TVC	648	MBS	-2,067

HNX 外資買/賣超的前 5 名

UPCOM 外資每日買/賣超



證券代碼	買超金額 (Mil.VND)	證券代碼	賣超金額 (Mil.VND)
MCH	62,288	ACV	-5,796
VEA	2,956	VAB	-870
MPC	476	DNW	-787
GHC	411	AAS	-613
MSR	194	HNG	-271

UPCOM 外資買/賣超的前 5 名

源: FiinPro - YSVN

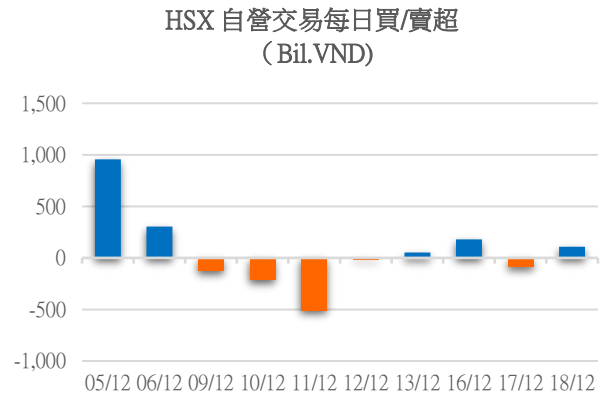


We Create Fortune

自營統計

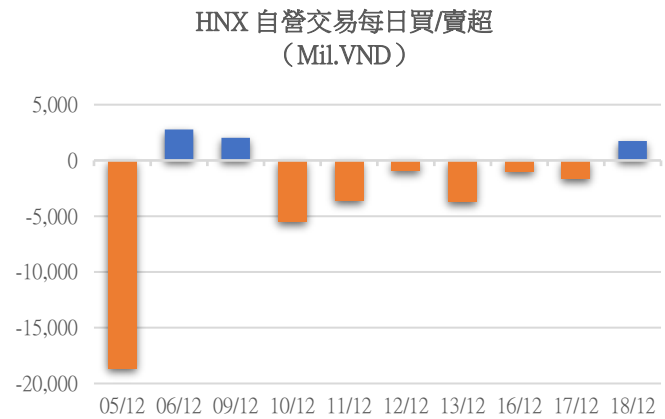
證券代碼	買超金額 (Mіл.VND)	證券代碼	賣超金額 (Mіл.VND)
GEE	119,730	FPT	43,080
MWG	27,928	VIB	22,142
E1VFN30	6,459	HDB	16,324
MBB	6,269	DGC	12,341
ACB	4,695	FUEVFNVD	6,852

HSX 自營交易最大前名



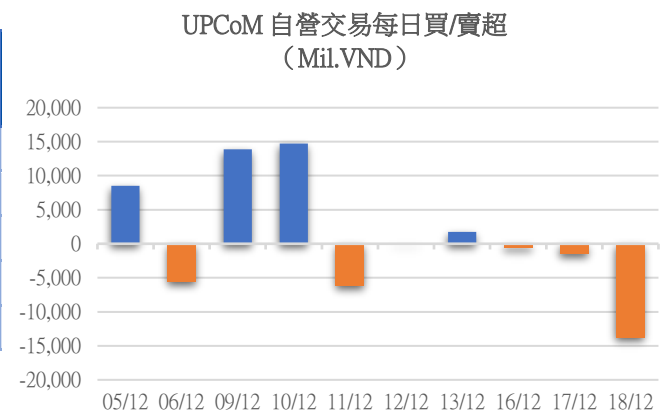
證券代碼	買超金額 (Mіл.VND)	證券代碼	賣超金額 (Mіл.VND)
MBS	2,967	PVS	690
		KHS	391
		GDW	136

HNX 自營交易最大前名



證券代碼	買超金額 (Mіл.VND)	證券代碼	賣超金額 (Mіл.VND)
PHP	2,498.05	SEA	15,080
VGI	361.20	QNS	1,557

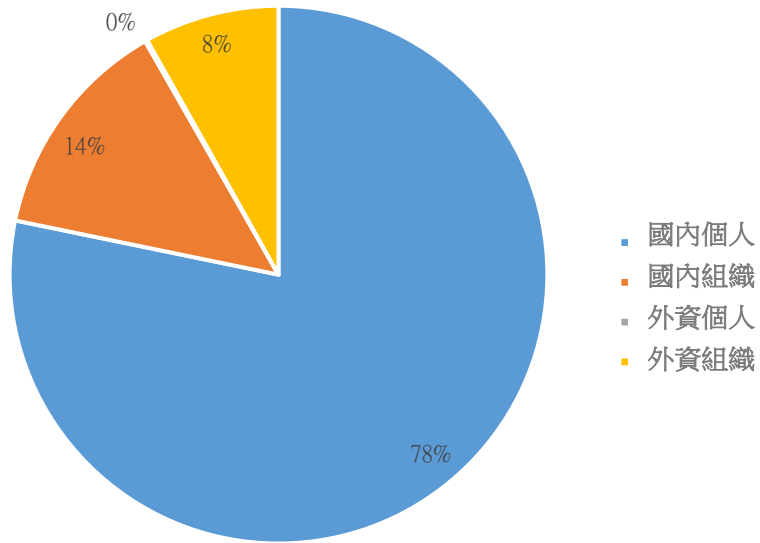
UPCoM 自營交易最大前名





We Create **Fortune**

越南證券市場投資人類別統計

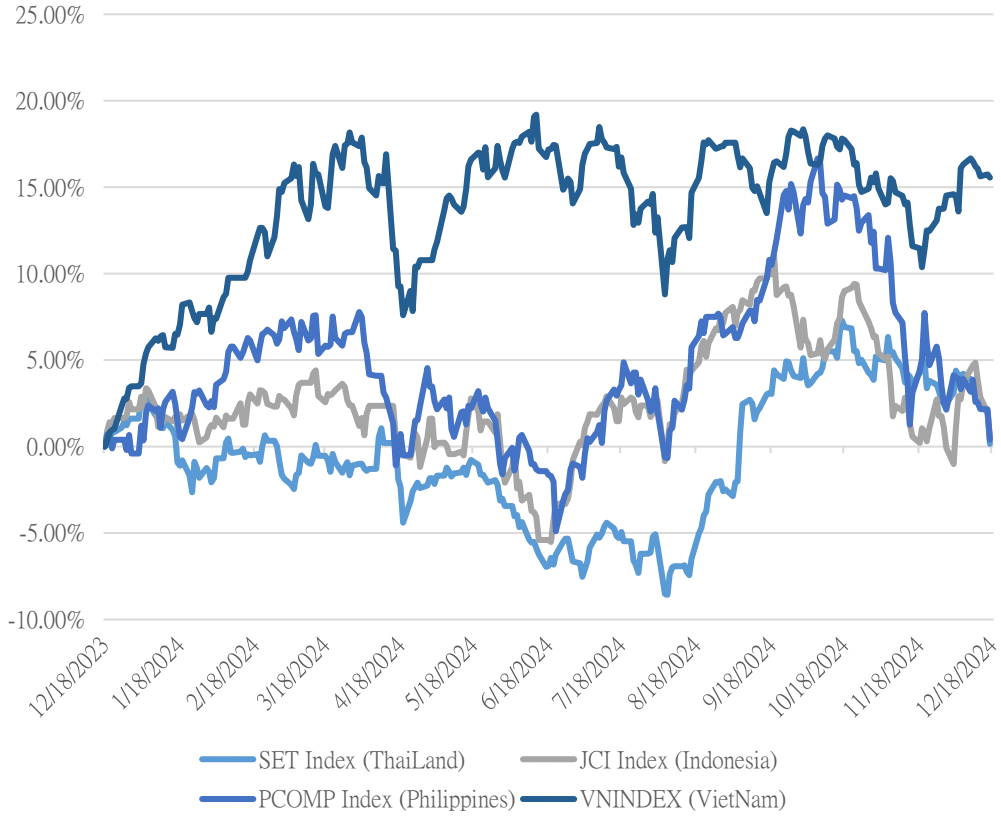


資料源: FiinPro - YSVN



We Create Fortune

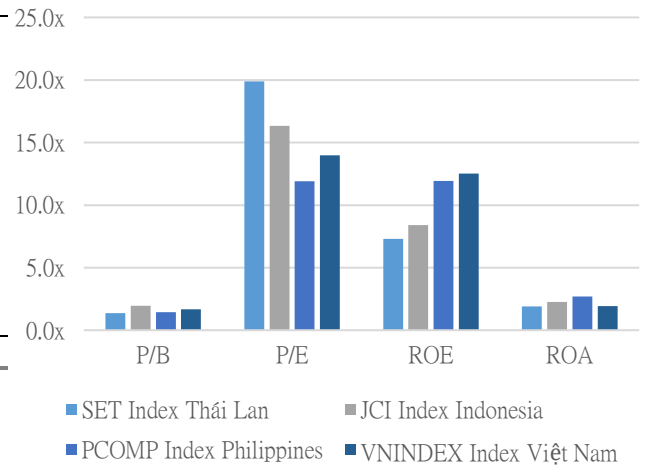
東南亞主要市場走勢比較



東南亞主要市場數據

		Thailand	Indonesia	Philippines	Vietnam
P/B		1.4x	2.0x	1.4x	1.7x
P/E		19.9x	16.3x	11.9x	14.0x
ROE	%	7.29	8.39	11.92	12.52
ROA	%	1.90	2.26	2.70	1.93
Vốn hóa	Tỷ USD	507.71	770.84	151.28	204.04
GTGD	Triệu USD	1.55	0.60	0.09	0.34
LS cổ tức	%	3.45	3.80	2.95	1.85

源: Bloomberg & YSVN



■ SET Index Thái Lan ■ JCI Index Indonesia
■ PCOMP Index Philippines ■ VNIINDEX Index Việt Nam



We Create **Fortune**

聯繫方式

個人研究分析部

電話號碼: +84 28 3622 6868 分機碼: 3826

電子郵件: research.re@yuanta.com.vn

Appendix A: Important Disclosures

Analyst Certification

Each research analyst primarily responsible for the content of this research report, in whole or in part, certifies that with respect to each security or issuer that the analyst covered in this report: (1) all of the views expressed accurately reflect his or her personal views about those securities or issuers; and (2) no part of his or her compensation was, is, or will be, directly or indirectly, related to the specific recommendations or views expressed by that research analyst in the research report.

Ratings Definitions

BUY: We have a positive outlook on the stock based on our expected absolute or relative return over the investment period. Our thesis is based on our analysis of the company's outlook, financial performance, catalysts, valuation and risk profile. We recommend investors add to their position.

HOLD-Outperform: In our view, the stock's fundamentals are relatively more attractive than peers at the current price. Our thesis is based on our analysis of the company's outlook, financial performance, catalysts, valuation and risk profile.

HOLD-Underperform: In our view, the stock's fundamentals are relatively less attractive than peers at the current price. Our thesis is based on our analysis of the company's outlook, financial performance, catalysts, valuation and risk profile.

SELL: We have a negative outlook on the stock based on our expected absolute or relative return over the investment period. Our thesis is based on our analysis of the company's outlook, financial performance, catalysts, valuation and risk profile. We recommend investors reduce their position.

Under Review: We actively follow the company, although our estimates, rating and target price are under review.

Restricted: The rating and target price have been suspended temporarily to comply with applicable regulations and/or Yuanta policies.

Note: Yuanta research coverage with a Target Price is based on an investment period of 12 months. Greater China Discovery Series coverage does not have a formal 12 month Target Price and the recommendation is based on an investment period specified by the analyst in the report.

Global Disclaimer

© 2018 Yuanta. All rights reserved. The information in this report has been compiled from sources we believe to be reliable, but we do not hold ourselves responsible for its completeness or accuracy. It is not an offer to sell or solicitation of an offer to buy any securities. All opinions and estimates included in this report constitute our judgment as of this date and are subject to change without notice.

This report provides general information only. Neither the information nor any opinion expressed herein constitutes an offer or invitation to make an offer to buy or sell securities or other investments. This material is prepared for general circulation to clients and is not intended to provide tailored investment advice and does not take into account the individual financial situation and objectives of any specific person who may receive this report. Investors should seek financial advice regarding the appropriateness of investing in any securities, investments or investment strategies discussed or recommended in this report. The information contained in this report has been compiled from sources believed to be reliable but no representation or warranty, express or implied, is made as to its accuracy, completeness or correctness. This report is not (and should not be construed as) a solicitation to act as securities broker or dealer in any jurisdiction by any person or company that is not legally permitted to carry on such business in that jurisdiction.

Yuanta research is distributed in the United States only to Major U.S. Institutional Investors (as defined in Rule 15a-6 under the Securities Exchange Act of 1934, as amended and SEC staff interpretations thereof). All transactions by a US person in the securities mentioned in this report must be effected through a registered broker-dealer under Section 15 of the Securities Exchange Act of 1934, as amended. Yuanta research is distributed in Taiwan by Yuanta Securities Investment Consulting. Yuanta research is distributed in Hong Kong by Yuanta Securities (Hong Kong) Co. Limited, which is licensed in Hong Kong by the Securities and Futures Commission for regulated activities, including Type 4 regulated activity (advising on securities). In Hong Kong, this research report may not be redistributed, retransmitted or disclosed, in whole or in part or any form or manner, without the express written consent of Yuanta Securities (Hong Kong) Co. Limited.