

當日市場：指數持續上漲

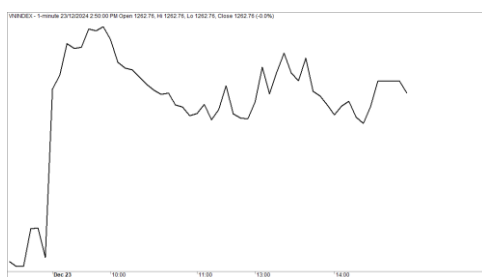
2024/12/24

市場走勢

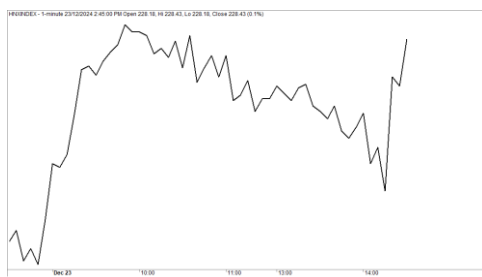
市場指數	VNI	HNI	UPCOM
收盤	1,262.76	228.51	93.72
%日	0.42%	0.64%	0.35%
%週	-0.08%	0.65%	1.17%
%月	2.82%	3.26%	2.20%
%年	14.48%	0.11%	8.80%
<b>成交值(Bil.VND)</b>			
當日	12,297	1,164	832
日均量/週	13,686	949	1,225
日均量/月	13,994	911	864
<b>外資進出</b>			
買進	1,256.01	51.00	13.36
賣出	1,535.83	66.55	34.06
買賣超	-279.82	-15.55	-20.70
<b>市場漲跌家數</b>			
上漲	221	113	193
下跌	111	52	132
持平	82	151	578
<b>市場指標</b>			
P/E	13.21	16.72	34.15
總市值 (兆盾)	5,216	343	1,614
股息殖利 <sup>2</sup>	2.22%	3.52%	4.02%

資料源: Bloomberg - YSVN

VNINDEX



HNIINDEX



市場走勢

在上周末的平衡交易日後，指數繼續復甦。VN-Index 收盤上漲 0.42%，止於 1,262.76 點。HNX-Index 上漲 0.64%，而 Upcom-Index 上漲 0.35%。當現金流集中於中小型股時，3 大市場的交易額繼續下降至 14 兆 2,930 億越南盾。

由於許多檔上漲股票的同步，VN30-Index 收盤上漲 0.4%。不過，漲幅強勁的僅是 BVH (3.71%)、STB (1.92%)、SSB (1.5%)、SAB (1.24%)、HPG (1.12%) 均是上漲超過 1% 的股票。在下跌方面，跌幅不大。

中小型股持續活躍，包括保險 (BVH、PVI)、輪胎 (CSM、DRC)、塑膠 (BMP)、航空 (HVN、ACV)、醫藥品 (DBD)、房地產 (NVL、TDH、DIG、SZC) 和 Upcom 股票等大幅上漲。相反，TTA (-4.15%)、證券股出現調整。

外資在當日的交易日賣超超過 3,160 億越南盾。VCB (980 億)、FPT (680 億)、VTP (4810 億) 在賣超方面的榜首。相反，HPG (550 億)、HDG (350 億)、CTG (290 億) 在買超方面領先。

市場短期觀點

我們認為 VN-Index 在下一交易日可能在 1,260 - 1,262 點附近波動。同時，我們評估現金流在未來的幾個交易日在各類股票之間可能會繼續出現分化，尤其是 VNSmallcaps 和 Upcom 指數可能會在未來的幾個交易日維持上漲勢頭並吸引主要現金流。此外，情緒指標上漲顯示投資者對短期市場走勢持續更加樂觀，新的買進機會增加。

短期策略 (1 個月以內)：大盤的短期走勢仍維持上漲。因此，我們建議投資者在投資組合繼續持有高比例的股票並買進新股。

請在 <https://ysradar.yuanta.com.vn/> 查看有關股票的信號。



We Create Fortune

### 技術分析圖



指數技術分析圖 VN-Index



指數技術分析圖 HNX-Index

指數	短期趨勢	中期趨勢	阻力區 1	阻力區 2	支撐區 1	支撐區 2
VN-Index	上漲	中性	1300	1330	870	800
HNX-Index	上漲	中性	260	306	189	160
VN30	上漲	中性	1336	1350	980	960
VNMidcaps	上漲	中性	1280	1250	963	900
VNSmallcaps	上漲	中性	1250	1250	804	750



We Create Fortune

胡志明市交易所 (HSX)

	收盤	漲跌%
VNI	1262.76	0.42%
VN30	1323.02	0.40%
VN Mid	1894.56	0.59%
VN Small	1459.03	0.72%

河內交易所 (HSX)

	收盤	漲跌%
HNI	228.51	0.64%
HN30	482.72	0.42%
VNX AllSh	1320.81	0.47%

UPCOM 市場 (UPCoM)

	收盤	漲跌%
UPCoM	93.72	0.35%

外資交易	成交值 (Bil.VND)
買進	1256.01
賣出	1535.83
買超/賣超	-279.82

外資交易	成交值 (Bil.VND)
買進	51.00
賣出	66.55
買超/賣超	-15.55

外資交易	成交值 (Bil.VND)
買進	13.36
賣出	34.06
買超/賣超	-20.70

上漲排名/ 股碼	漲跌(VND)	漲跌%
BMP	8700	6.96%
DAH	210	6.89%
YEG	1300	6.84%
HTG	3250	6.82%
CSM	1000	6.80%

上漲排名/ 股碼	漲跌(VND)	漲跌%
KSV	8900	9.99%
HVT	9800	9.98%
EVS	500	9.62%
SDC	700	9.46%
NRC	400	8.89%

上漲排名/ 股碼	漲跌(VND)	漲跌%
AAS	880	12.94%
AVG	3942	12.88%
MVN	6262	11.60%
VFR	900	7.63%
SBS	326	7.41%

下跌排名/ 股碼	漲跌(VND)	漲跌%
TTA	-550	-4.15%
DC4	-550	-3.91%
DCL	-1000	-3.77%
ICT	-350	-2.48%
TRC	-1200	-2.28%

下跌排名/ 股碼	漲跌(VND)	漲跌%
VMC	-1000	-9.52%
VNF	-600	-3.41%
PGN	-300	-2.22%
PVC	-200	-1.85%
SGC	-2000	-1.64%

下跌排名/ 股碼	漲跌(VND)	漲跌%
BGE	-1134	-11.94%
HAF	-1502	-9.10%
SEA	-2195	-4.86%
VLC	-438	-2.37%
ABC	-284	-2.18%

市值排名/ 股碼	Bil.VND
VCB	516,990,942
BID	264,785,248
FPT	219,924,843
CTG	194,125,202
HPG	170,779,880

市值排名/ 股碼	Bil.VND
IDC	18,512,996
KSV	17,820,000
MBS	16,438,870
PVS	16,346,447
HUT	14,012,438

市值排名/ 股碼	Bil.VND
VGI	291,447,966
ACV	264,334,030
MCH	161,647,851
BSR	69,007,820
MVN	64,783,728

交易量排名/ 股碼	成交值	30 日均
EVF	36,018,921	11,180,128
STB	19,898,800	10,572,519
EIB	16,621,315	21,551,800
HPG	13,408,863	20,802,274
VIX	11,029,300	17,053,597

交易量排名/ 股碼	成交值	30 日均
VMC	12,385,800	86,222
MST	4,366,198	2,915,675
SHS	3,992,304	5,320,688
LAS	2,961,528	875,337
HUT	2,840,192	1,816,562

交易量排名/ 股碼	成交值	30 日均
HNG	5,643,076	5,472,326
BCR	4,862,139	1,313,977
BSR	2,964,424	3,851,381
DGT	2,676,233	284,470
DDV	2,511,803	1,658,488

資料源: Bloomberg & Yuanta Research

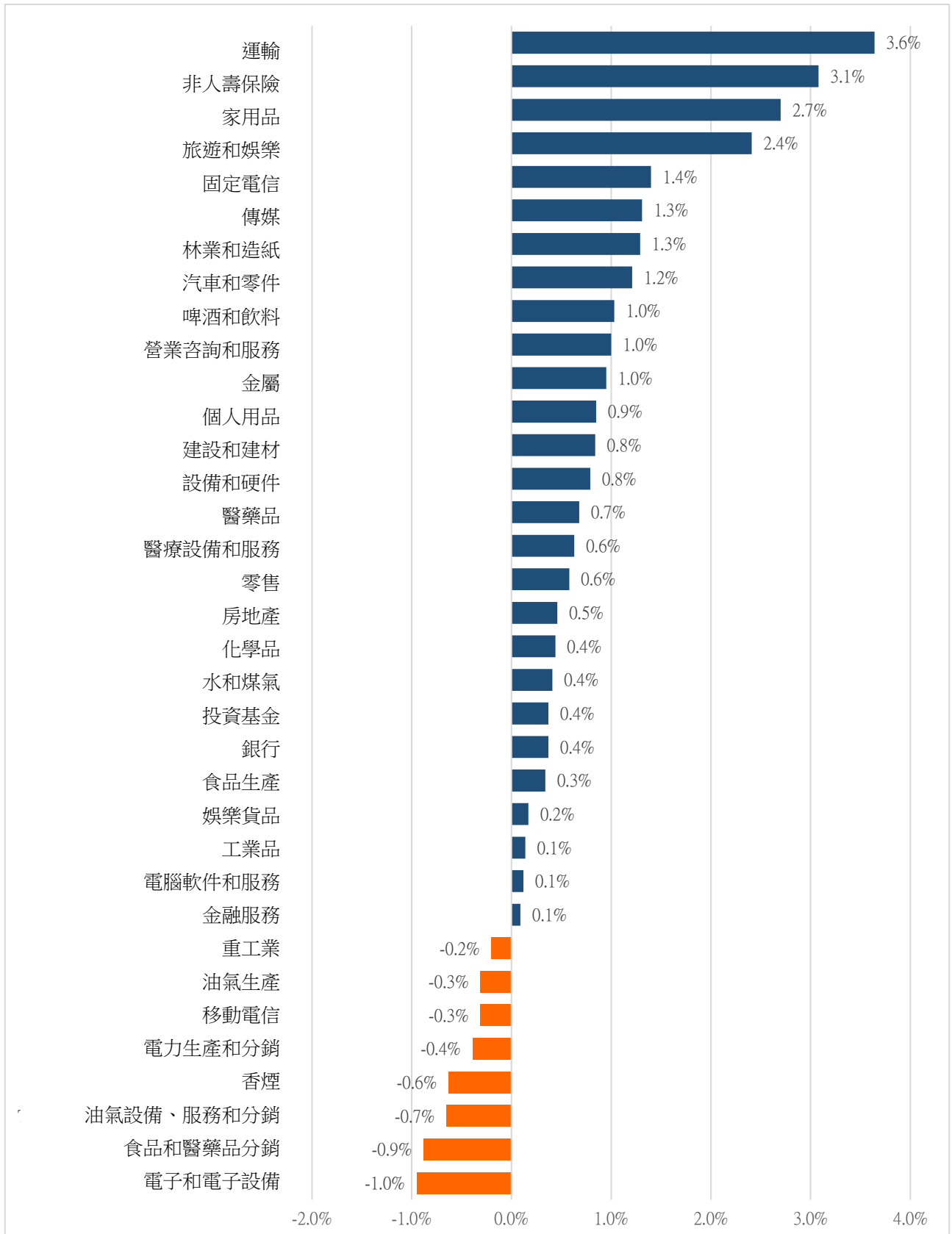
資料源: Bloomberg & Yuanta Research

資料源: Bloomberg & Yuanta Research



We Create Fortune

### 各行業板塊的交易走勢



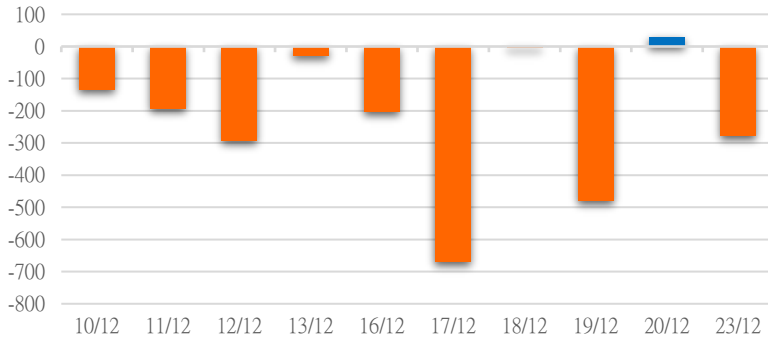
資料源: FinPro - YSVN



We Create Fortune

## 外資買進賣統計

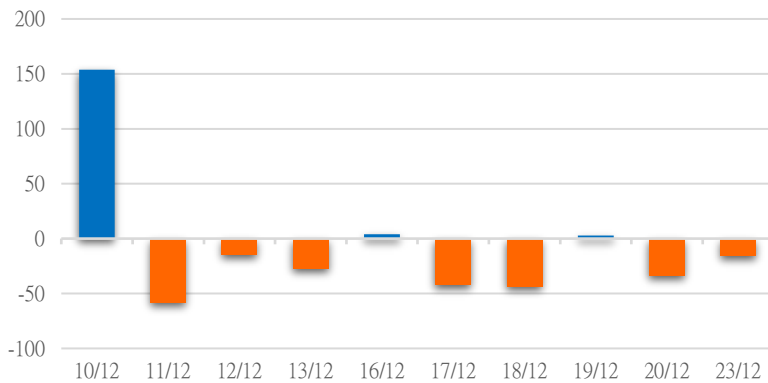
HSX 外資每日買/賣超



證券代碼	買超金額 (Mil.VND)	證券代碼	賣超金額 (Mil.VND)
HPG	54,958	VCB	-98,404
HDG	35,069	FPT	-67,659
CTG	29,478	VTP	-47,996
NVL	28,991	VRE	-42,080
BMP	21,914	BID	-41,547

HSX 外資買/賣超的前 5 名

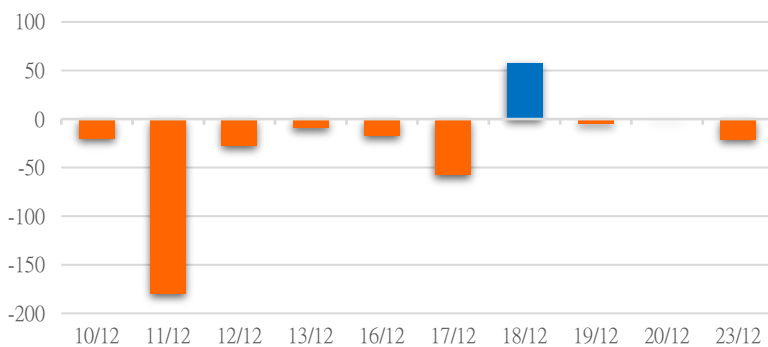
HNX 外資每日買/賣超



證券代碼	買超金額 (Mil.VND)	證券代碼	賣超金額 (Mil.VND)
DHT	10,527	PVS	-18,846
NTP	6,019	IDC	-9,044
LAS	2,701	SHS	-5,944
TNG	2,650	BVS	-2,018
CEO	856	VGS	-1,598

HNX 外資買/賣超的前 5 名

UPCOM 外資每日買/賣超



證券代碼	買超金額 (Mil.VND)	證券代碼	賣超金額 (Mil.VND)
MCH	5,693	ACV	-29,558
DGT	1,543	HNG	-681
ABI	874	AAS	-365
MPC	832	VCR	-235
VEA	726	TTN	-220

UPCOM 外資買/賣超的前 5 名

源: FiinPro - YSVN

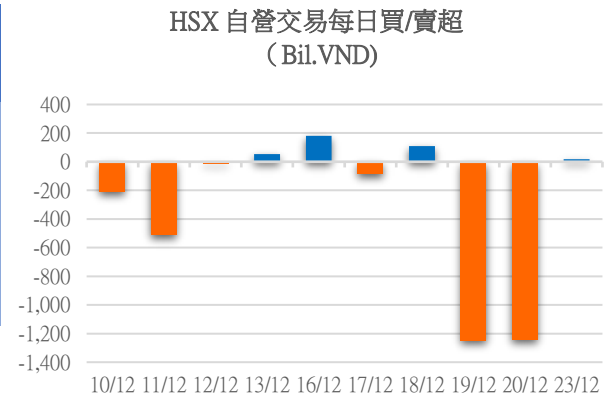


We Create **Fortune**

## 自營統計

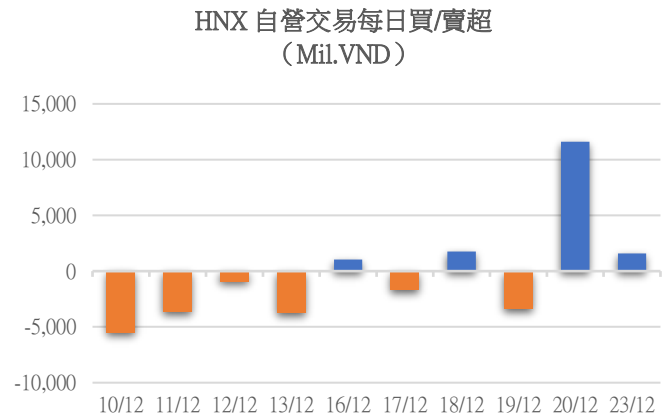
證券代碼	買超金額 (Mil.VND)	證券代碼	賣超金額 (Mil.VND)
EVF	78,000	EIB	126,000
DBC	34,715	FUEMAV30	87,640
HAX	23,580	DGC	19,752
FPT	19,286	VPB	9,639
HPG	14,959	VIB	4,864

HSX 自營交易最大前名



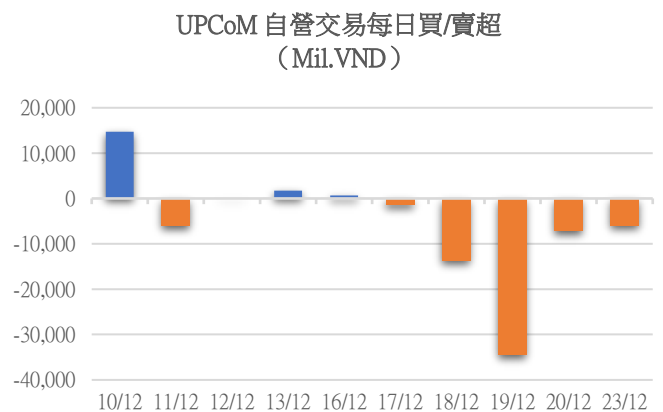
證券代碼	買超金額 (Mil.VND)	證券代碼	賣超金額 (Mil.VND)
PVS	1,702	KHS	750
LAS	796	PVB	157

HNX 自營交易最大前名



證券代碼	買超金額 (Mil.VND)	證券代碼	賣超金額 (Mil.VND)
BSR	3,290.04	SEA	10,836
PHP	2,465.60	FOX	981
VEA	78.80		

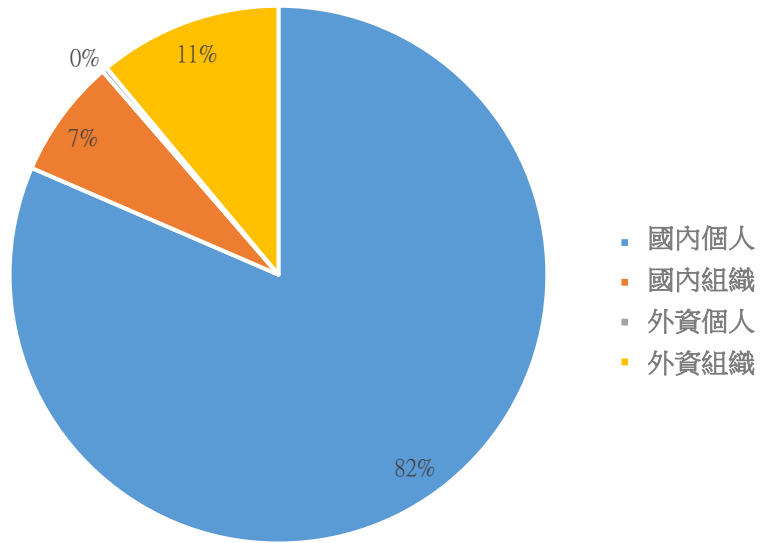
UPCoM 自營交易最大前名





We Create **Fortune**

### 越南證券市場投資人類別統計

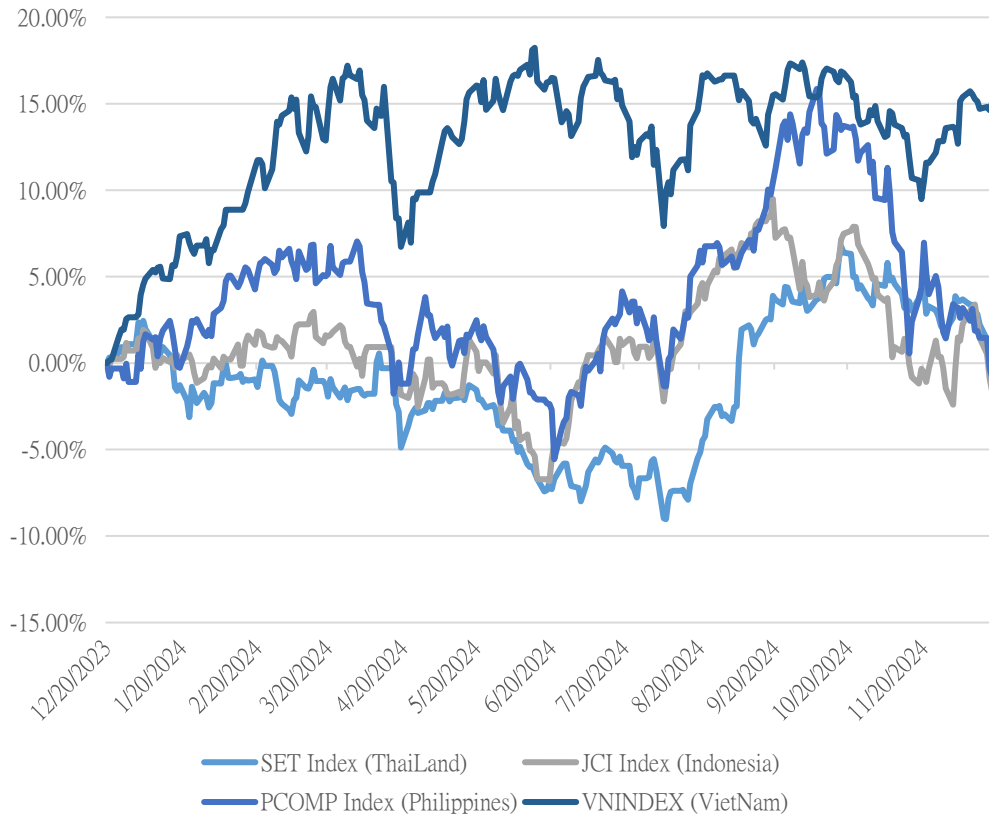


資料源: FiinPro - YSVN



We Create Fortune

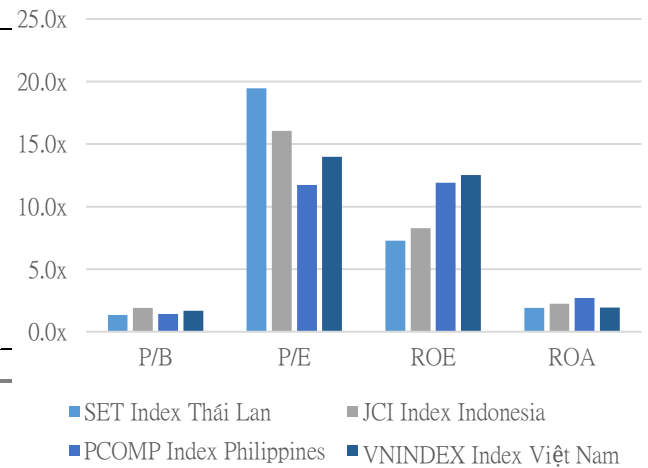
### 東南亞主要市場走勢比較



### 東南亞主要市場數據

		Thailand	Indonesia	Philippines	Vietnam
P/B		1.3x	1.9x	1.4x	1.7x
P/E		19.5x	16.1x	11.7x	14.0x
ROE	%	7.29	8.27	11.92	12.52
ROA	%	1.90	2.23	2.70	1.93
Vốn hóa	Tỷ USD	497.02	755.44	150.67	203.48
GTGD	Triệu USD	1.66	0.60	0.09	0.41
LS cổ tức	%	3.50	3.82	2.92	1.85

源: Bloomberg & YSVN







We Create **Fortune**

## 聯繫方式

### 個人研究分析部

電話號碼: +84 28 3622 6868 分機碼: 3826

電子郵件: [research.re@yuanta.com.vn](mailto:research.re@yuanta.com.vn)

## Appendix A: Important Disclosures

### Analyst Certification

Each research analyst primarily responsible for the content of this research report, in whole or in part, certifies that with respect to each security or issuer that the analyst covered in this report: (1) all of the views expressed accurately reflect his or her personal views about those securities or issuers; and (2) no part of his or her compensation was, is, or will be, directly or indirectly, related to the specific recommendations or views expressed by that research analyst in the research report.

### Ratings Definitions

**BUY:** We have a positive outlook on the stock based on our expected absolute or relative return over the investment period. Our thesis is based on our analysis of the company's outlook, financial performance, catalysts, valuation and risk profile. We recommend investors add to their position.

**HOLD-Outperform:** In our view, the stock's fundamentals are relatively more attractive than peers at the current price. Our thesis is based on our analysis of the company's outlook, financial performance, catalysts, valuation and risk profile.

**HOLD-Underperform:** In our view, the stock's fundamentals are relatively less attractive than peers at the current price. Our thesis is based on our analysis of the company's outlook, financial performance, catalysts, valuation and risk profile.

**SELL:** We have a negative outlook on the stock based on our expected absolute or relative return over the investment period. Our thesis is based on our analysis of the company's outlook, financial performance, catalysts, valuation and risk profile. We recommend investors reduce their position.

**Under Review:** We actively follow the company, although our estimates, rating and target price are under review.

**Restricted:** The rating and target price have been suspended temporarily to comply with applicable regulations and/or Yuanta policies.

Note: Yuanta research coverage with a Target Price is based on an investment period of 12 months. Greater China Discovery Series coverage does not have a formal 12 month Target Price and the recommendation is based on an investment period specified by the analyst in the report.

### Global Disclaimer

© 2018 Yuanta. All rights reserved. The information in this report has been compiled from sources we believe to be reliable, but we do not hold ourselves responsible for its completeness or accuracy. It is not an offer to sell or solicitation of an offer to buy any securities. All opinions and estimates included in this report constitute our judgment as of this date and are subject to change without notice.

This report provides general information only. Neither the information nor any opinion expressed herein constitutes an offer or invitation to make an offer to buy or sell securities or other investments. This material is prepared for general circulation to clients and is not intended to provide tailored investment advice and does not take into account the individual financial situation and objectives of any specific person who may receive this report. Investors should seek financial advice regarding the appropriateness of investing in any securities, investments or investment strategies discussed or recommended in this report. The information contained in this report has been compiled from sources believed to be reliable but no representation or warranty, express or implied, is made as to its accuracy, completeness or correctness. This report is not (and should not be construed as) a solicitation to act as securities broker or dealer in any jurisdiction by any person or company that is not legally permitted to carry on such business in that jurisdiction.

Yuanta research is distributed in the United States only to Major U.S. Institutional Investors (as defined in Rule 15a-6 under the Securities Exchange Act of 1934, as amended and SEC staff interpretations thereof). All transactions by a US person in the securities mentioned in this report must be effected through a registered broker-dealer under Section 15 of the Securities Exchange Act of 1934, as amended. Yuanta research is distributed in Taiwan by Yuanta Securities Investment Consulting. Yuanta research is distributed in Hong Kong by Yuanta Securities (Hong Kong) Co. Limited, which is licensed in Hong Kong by the Securities and Futures Commission for regulated activities, including Type 4 regulated activity (advising on securities). In Hong Kong, this research report may not be redistributed, retransmitted or disclosed, in whole or in part or any form or manner, without the express written consent of Yuanta Securities (Hong Kong) Co. Limited.