

上漲至 1,355-1,361 點

2025/01/03

合約走勢					
	收盤	+/-	交易量	到期日	剩餘時間
單位	點數	點數	合約	日期	日
VN30F2501	1346.9	1.4	153,113	16/01	14
VN30F2502	1349.1	0.7	250	20/02	49
VN30F2503	1346.7	-3.3	28	20/03	77
VN30F2506	1351.5	1.0	61	19/06	168

源自 Bloomberg - YSVN

合約更改交易量和持倉量				
	交易量	+/-	OI	+/-
單位	合約	%		%
VN30F2501	153,113	13.2%	43,736	
VN30F2502	250	52.4%	250	
VN30F2503	28	-91.4%	656	
VN30F2506	61	-61.1%	61	

源自 : Bloomberg - YSVN

合約的基差變動			
	基差	前一盤	+/-
單位	點數	點數	點數
VN30F2501	3.7	0.8	3.0
VN30F2502	5.9	0.8	5.1
VN30F2503	3.5	5.3	-1.8
VN30F2506	8.3	5.8	2.5

源自 : Bloomberg - YSVN

合約走勢

- 期貨合約在早盤的交易日突然大幅下跌至 1,336.3 點的最低個交易日，但在剩餘個交易日逐步復甦並反轉上漲。VN30F2501 合約收盤上漲超過 1 點，正基差近 4 點。
- VN30F2501 合約的成交量比前一交易日增加 13%，合約的持倉量下降至超過 43,000 份合約。

VN30F1M 的評估

- VN30F2501 在下跌至近 1,336 點後反轉上漲，並突破短期下跌通道。因此，趨勢在日線圖已轉為上漲。因此，合約可能會上漲至 1,356-1,358 點，但在未來的幾個交易日可能出現震盪的走勢。
- 同時，VN30F2501 在日線圖上仍維持處於上漲水平，1,361 點可能會是預期目標區域。

投資策略

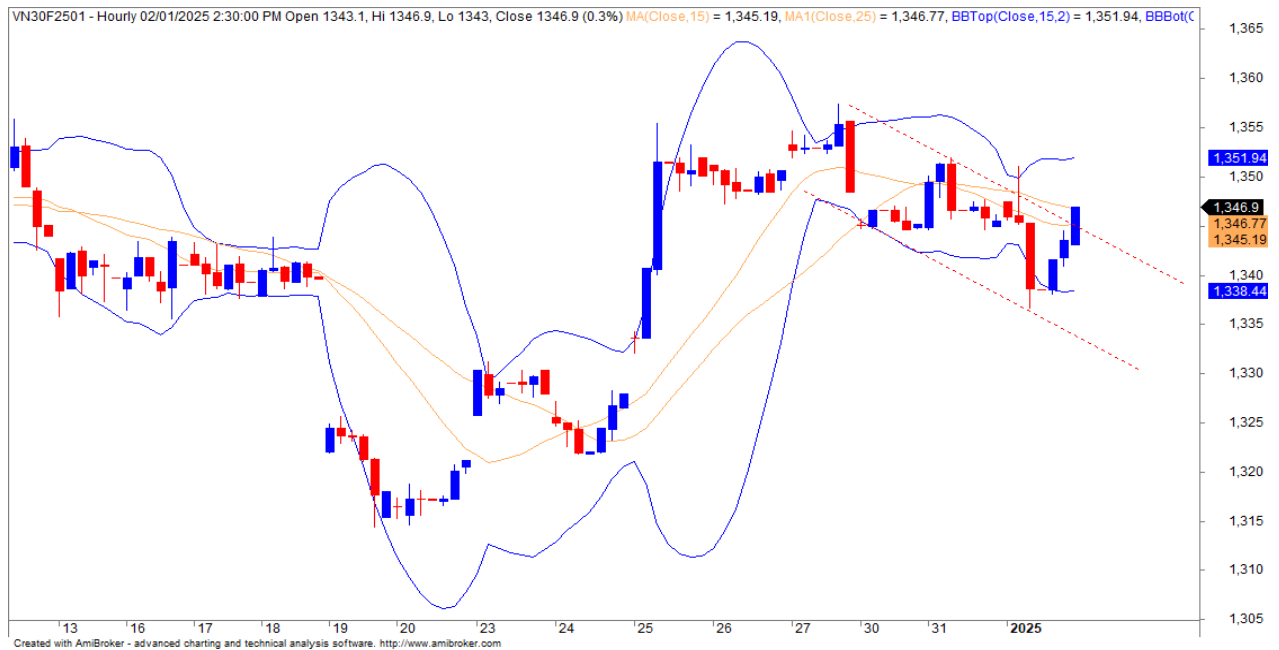
當天策略 (Intraday)	投資者考慮在 1,343 點開設多頭，停損於 1,338 點以下，止盈預計在 1,352 點。 空頭倉位考慮在 1,356 點開設，停損於 1,364 點。
主要短期 趨勢策略 (Daily)	投資者持有多頭倉位，停損於 1,335 點，目標為 1,361 點。

Pham Tan Phat
高級分析專員
Email: phat.pham@yuanta.com.vn
Phone: (084) 28 3622 6868 ext 3880



We Create Fortune

VN30F1M 合約走勢圖

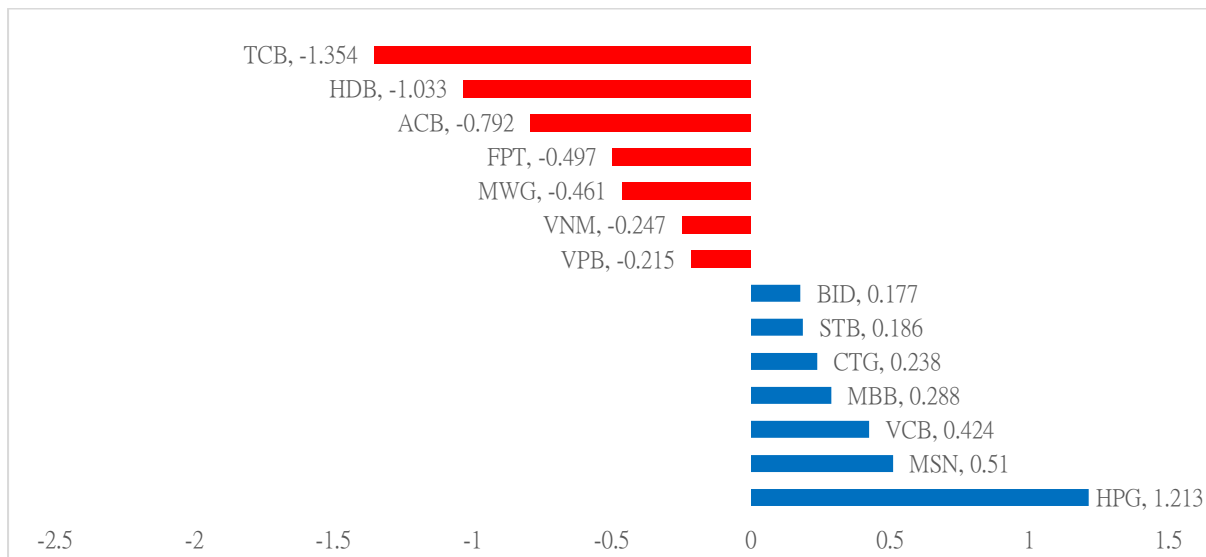


	VN30F2501-Daily	VN30F2501-1H
趨勢	上漲	上漲
支撐 1	1332	1342
支撐 2	1313	1336
阻力 1	1361	1352
阻力 2	1375	1356

VN30-INDEX 指數走勢

VN30-Index 收盤下跌 0.12%，其中 TCB, HDB 和 ACB 是導致指數下跌最多的股票，而 HPG, MSN 和 VCB 是對市場支撐最多的股票。

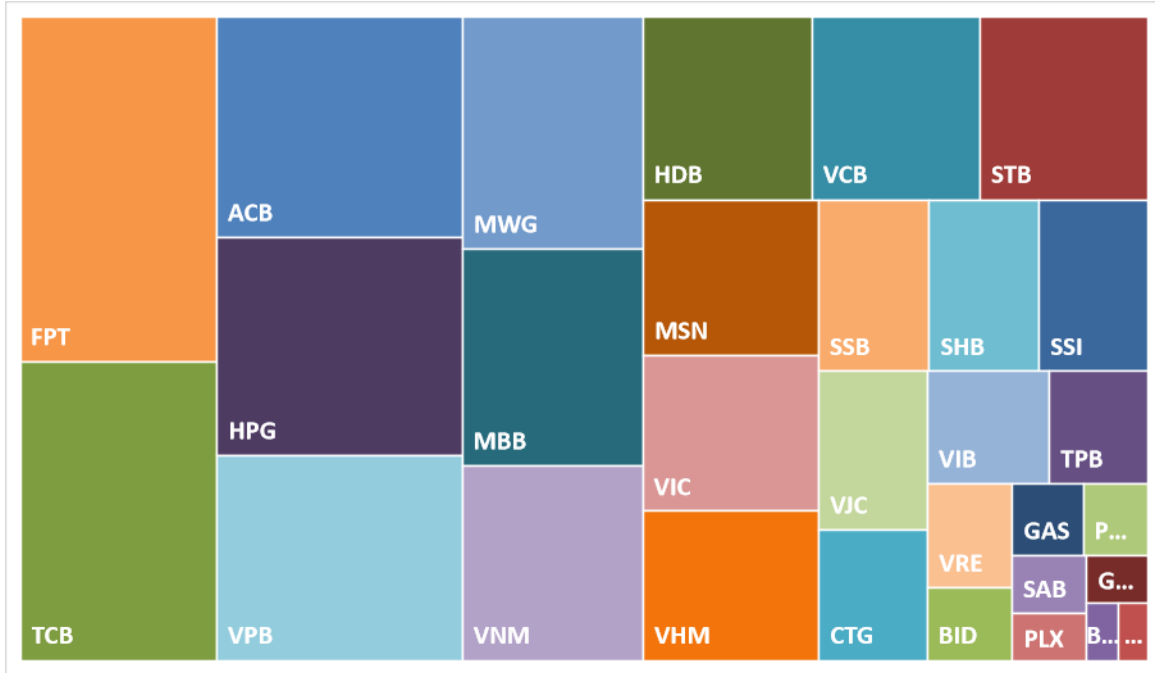
VN30-INDEX 中最有影響力的成份股



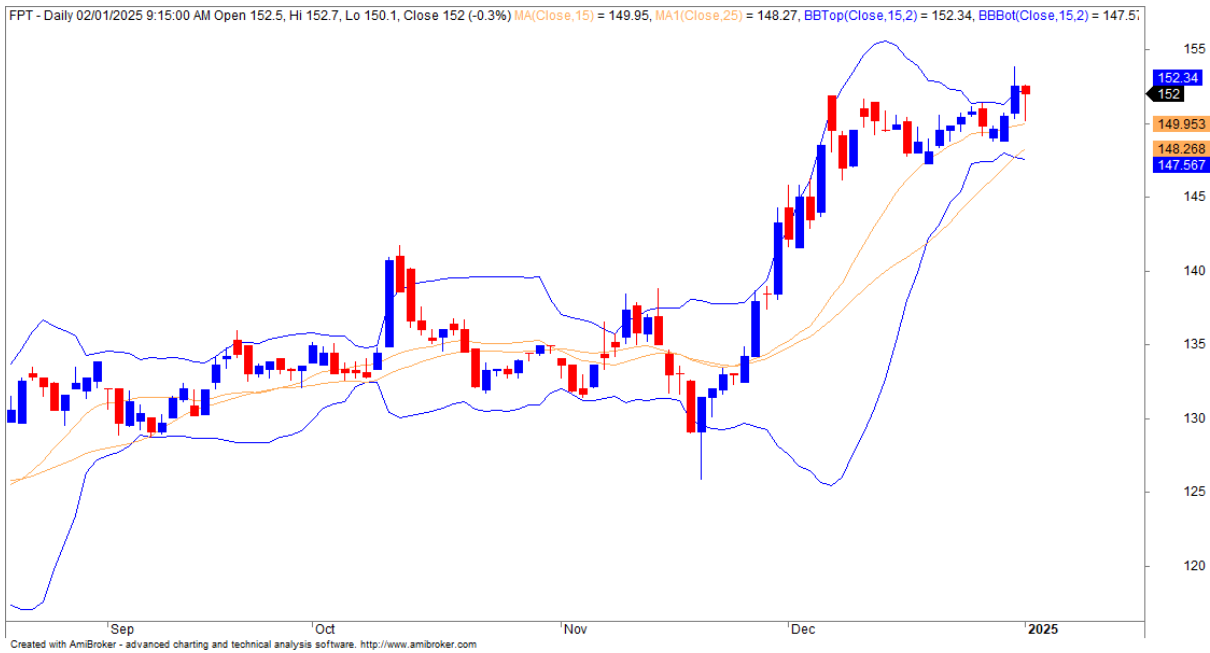


We Create **Fortune**

VN30-INDEX 中的資本化



FPT 的走勢圖



We Create Fortune

VN30-INDEX 中的成分股

股碼	公司名稱	行業	比重	收盤價	資本化	PER	PBR	3 個月平均交易量	外資持有	52 週最高	52 週最低
		單位	%	VND	Bil. VND	x	x	'000 cp	%	VND	VND
ACB	亞洲商業股份銀行	金融	7.5%	25,600	114,346	7.0	1.5	6,805	30%	26,500	20,826
BCM	工業投資開發股份公司	房地產	0.2%	70,800	73,278	27.9	3.8	250	2%	74,500	50,400
BID	越南投資與發展商業股份銀行	金融	0.8%	38,200	263,485	11.3	2.0	2,595	14%	46,860	35,289
BVH	Bao Viet 集團	金融	0.3%	51,500	38,230	19.4	1.7	541	27%	55,700	38,200
CTG	越南工商股份銀行	金融	2.3%	38,100	204,597	9.5	1.5	6,021	27%	38,900	27,050
FPT	FPT 發展投資工藝股份公司	科技	11.3%	152,000	223,603	29.7	7.5	3,782	46%	153,900	81,826
GAS	越南氣體總公司 - 股份公司	公用服務	0.6%	68,100	159,536	14.5	2.7	579	2%	84,412	67,500
GVR	越南橡膠工業集團	原材料	0.4%	30,500	122,000	35.4	2.3	2,435	0%	39,000	20,300
HDB	胡志明市發展商業股份銀行	金融	4.8%	25,100	87,726	6.7	1.7	9,754	14%	26,650	16,417
HPG	Hoa Phat (和發) 集團股份公司	原材料	7.0%	27,000	172,699	14.2	1.5	18,915	22%	29,950	24,591
MBB	軍隊貿易股份銀行	金融	5.4%	25,200	133,719	6.2	1.3	9,639	23%	26,200	18,650
MSN	Masan 集團股份公司	必需消費品	3.4%	70,800	101,835	78.4	3.5	4,924	28%	82,300	64,400
MWG	世界移動通信投資股份公司	非必需消費品	5.2%	60,600	88,566	29.9	3.3	7,064	46%	70,800	41,800
PLX	越南油氣集團	能源	0.4%	38,150	48,473	16.1	1.9	872	18%	51,700	34,400
POW	越南天然氣股份總公司	公用服務	0.4%	12,000	28,102	20.6	0.9	5,496	4%	15,900	10,400
SAB	西貢啤酒 - 酒精 - 飲料股份公司	必需消費品	0.6%	55,600	71,310	16.6	2.9	504	61%	69,400	52,000
SHB	西貢 - 河內股份商業銀行	金融	2.3%	10,250	37,540	4.9	0.7	11,639	3%	12,500	10,100
SSB	Dong Nam A 股份商業銀行	金融	2.3%	16,750	47,486	10.1	1.4	1,968	0%	21,216	15,050
SSI	SSI 西貢證券股份公司	金融	2.6%	25,950	50,911	16.6	2.0	12,564	#VALUE!	31,582	23,650
STB	西貢商信銀行 (sacombank)	金融	5.1%	37,000	69,753	8.0	1.4	11,884	24%	37,850	26,150
TCB	越南技商股份銀行 (Techcombank)	金融	8.2%	24,350	172,029	7.6	1.2	12,346	23%	25,250	15,900
TPB	Tien Phong 股份商業銀行	金融	1.6%	16,550	43,724	9.0	1.2	14,349	30%	18,100	13,667
VCB	越南外商貿易股份銀行	金融	4.1%	91,900	513,637	14.8	2.7	1,422	23%	100,500	82,200
VHM	Vinhomes 股份公司	房地產	4.5%	40,000	164,296	8.4	0.9	11,760	12%	48,550	34,000
VIB	越南國際股份商業銀行	金融	2.2%	19,700	58,689	8.3	1.5	10,692	5%	21,368	16,795
VIC	Vingroup 集團股份公司	房地產	3.4%	40,550	155,049	15.6	1.1	1,939	10%	49,350	39,800
VJC	Vietjet 越捷航空股份公司	工業	2.2%	99,900	54,107	39.7	3.2	757	13%	119,600	97,000
VNM	越南牛奶股份公司	必需消費品	3.9%	63,100	131,876	15.3	4.2	2,346	52%	76,200	62,900
VPB	Viet Nam Thinh Vuong (越南繁榮) 貿易股份銀行	金融	6.1%	19,150	151,935	11.5	1.1	18,481	25%	21,050	17,500
VRE	Vincom Retail 股份公司	房地產	1.2%	17,300	39,311	9.6	1.0	6,232	19%	28,750	16,700



We Create Fortune

聯繫方式

個人研究分析部

電話號碼: +84 28 3622 6868 分機碼: 3826

電子郵件: research.re@yuanta.com.vn

Appendix A: Important Disclosures

Analyst Certification

Each research analyst primarily responsible for the content of this research report, in whole or in part, certifies that with respect to each security or issuer that the analyst covered in this report: (1) all of the views expressed accurately reflect his or her personal views about those securities or issuers; and (2) no part of his or her compensation was, is, or will be, directly or indirectly, related to the specific recommendations or views expressed by that research analyst in the research report.

Ratings Definitions

BUY: We have a positive outlook on the stock based on our expected absolute or relative return over the investment period. Our thesis is based on our analysis of the company's outlook, financial performance, catalysts, valuation and risk profile. We recommend investors add to their position.

HOLD-Outperform: In our view, the stock's fundamentals are relatively more attractive than peers at the current price. Our thesis is based on our analysis of the company's outlook, financial performance, catalysts, valuation and risk profile.

HOLD-Underperform: In our view, the stock's fundamentals are relatively less attractive than peers at the current price. Our thesis is based on our analysis of the company's outlook, financial performance, catalysts, valuation and risk profile.

SELL: We have a negative outlook on the stock based on our expected absolute or relative return over the investment period. Our thesis is based on our analysis of the company's outlook, financial performance, catalysts, valuation and risk profile. We recommend investors reduce their position.

Under Review: We actively follow the company, although our estimates, rating and target price are under review.

Restricted: The rating and target price have been suspended temporarily to comply with applicable regulations and/or Yuanta policies.

Note: Yuanta research coverage with a Target Price is based on an investment period of 12 months. Greater China Discovery Series coverage does not have a formal 12 month Target Price and the recommendation is based on an investment period specified by the analyst in the report.

Global Disclaimer

© 2018 Yuanta. All rights reserved. The information in this report has been compiled from sources we believe to be reliable, but we do not hold ourselves responsible for its completeness or accuracy. It is not an offer to sell or solicitation of an offer to buy any securities. All opinions and estimates included in this report constitute our judgment as of this date and are subject to change without notice.

This report provides general information only. Neither the information nor any opinion expressed herein constitutes an offer or invitation to make an offer to buy or sell securities or other investments. This material is prepared for general circulation to clients and is not intended to provide tailored investment advice and does not take into account the individual financial situation and objectives of any specific person who may receive this report. Investors should seek financial advice regarding the appropriateness of investing in any securities, investments or investment strategies discussed or recommended in this report. The information contained in this report has been compiled from sources believed to be reliable but no representation or warranty, express or implied, is made as to its accuracy, completeness or correctness. This report is not (and should not be construed as) a solicitation to act as securities broker or dealer in any jurisdiction by any person or company that is not legally permitted to carry on such business in that jurisdiction.

Yuanta research is distributed in the United States only to Major U.S. Institutional Investors (as defined in Rule 15a-6 under the Securities Exchange Act of 1934, as amended and SEC staff interpretations thereof). All transactions by a US person in the securities mentioned in this report must be effected through a registered broker-dealer under Section 15 of the Securities Exchange Act of 1934, as amended. Yuanta research is distributed in Taiwan by Yuanta Securities Investment Consulting. Yuanta research is distributed in Hong Kong by Yuanta Securities (Hong Kong) Co. Limited, which is licensed in Hong Kong by the Securities and Futures Commission for regulated activities, including Type 4 regulated activity (advising on securities). In Hong Kong, this research report may not be redistributed, retransmitted or disclosed, in whole or in part or any form or manner, without the express written consent of Yuanta Securities (Hong Kong) Co. Limited.