

無法突破 1,330 點

2025/01/21

合約走勢					
	收盤	+/-	交易量	到期日	剩餘時間
單位	點數	點數	合約	日期	日
VN30F2502	1324.5	3.7	139,833	20/02	33
VN30F2503	1330.8	6.7	296	20/03	61
VN30F2506	1333.3	4.5	92	19/06	152
VN30F2509	1332.4	2.5	70	18/09	243

源自 Bloomberg - YSVN

合約更改交易量和持倉量				
	交易量	+/-	OI	+/-
單位	合約	%		%
VN30F2502	139,833	-24.0%	41,616	
VN30F2503	296	6.5%	296	
VN30F2506	92	41.5%	725	
VN30F2509	70	-41.2%	70	

源自：Bloomberg - YSVN

合約的基差變動			
	基差	前一盤	+/-
單位	點數	點數	點數
VN30F2502	7.5	7.3	0.2
VN30F2503	13.8	7.3	6.5
VN30F2506	16.3	15.3	1.0
VN30F2509	15.5	16.4	-1.0

源自：Bloomberg - YSVN

合約走勢

- 期貨市場在連續第二個交易日上漲，但漲幅比周末的交易日有所收窄。具體而言，VN30F2502 合約收盤上漲近 4 點，基差擴大至 7.5 點。
- VN30F2502 合約的成交量比前一交易日減少 24%，合約的持倉量從前一交易日的 34,000 份合約增加至超過 41,000 份合約。

VN30F1M 的評估

- VN30F2502 逼近至 1,327 點附近的相應 50% 斐波那契水平。RSI 指標在 1H 幀內在 70 水平以下出現猶豫，顯示上漲勢頭走弱。然而，當價格跌破 1,318 點時，調整風險可能會形成。
- VN30F2502 的短期趨勢在日線圖仍維持上漲。

投資策略

當天策略 (Intraday)	投資者考慮在 1,327.5 點開設空頭，停損於 1,330 點，目標為 1,322 點。
主要短期 趨勢策略 (Daily)	投資者考慮在交易日中的調整階段開設多頭，停損於 1,318 點，目標為 1,331-1,335 點。

Pham Tan Phat

高級分析專員

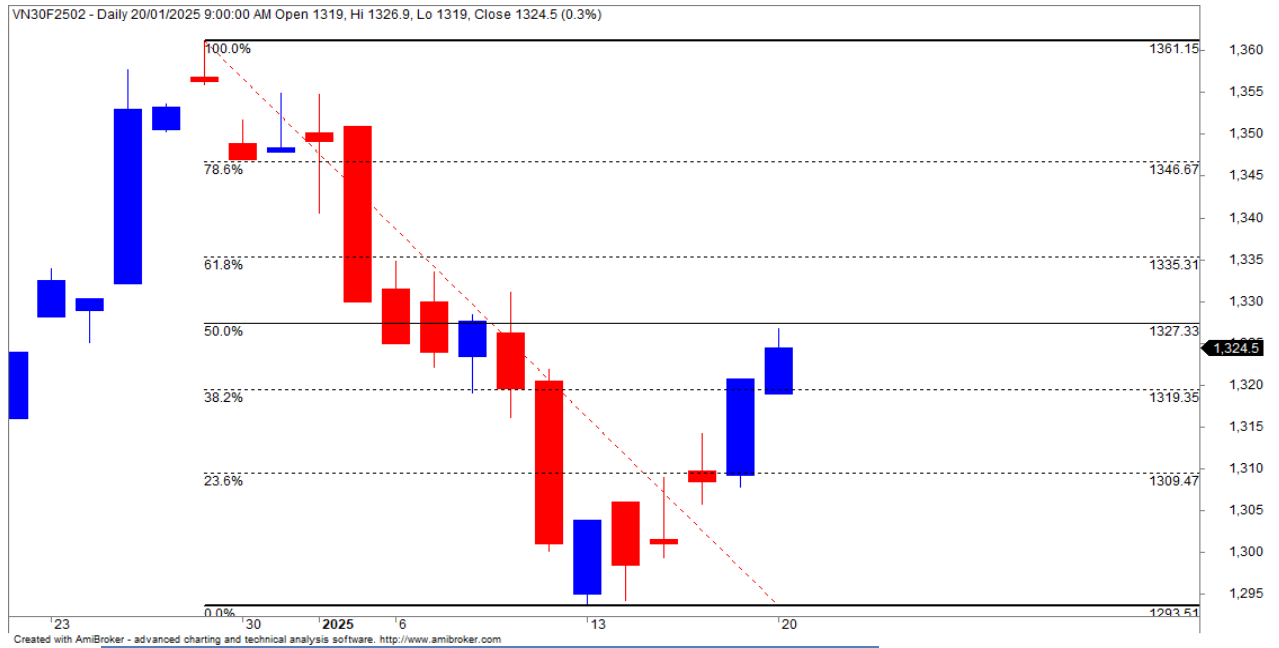
Email: phat.pham@yuanta.com.vn

Phone: (084) 28 3622 6868 ext 3880



We Create Fortune

VN30F1M 合約走勢圖

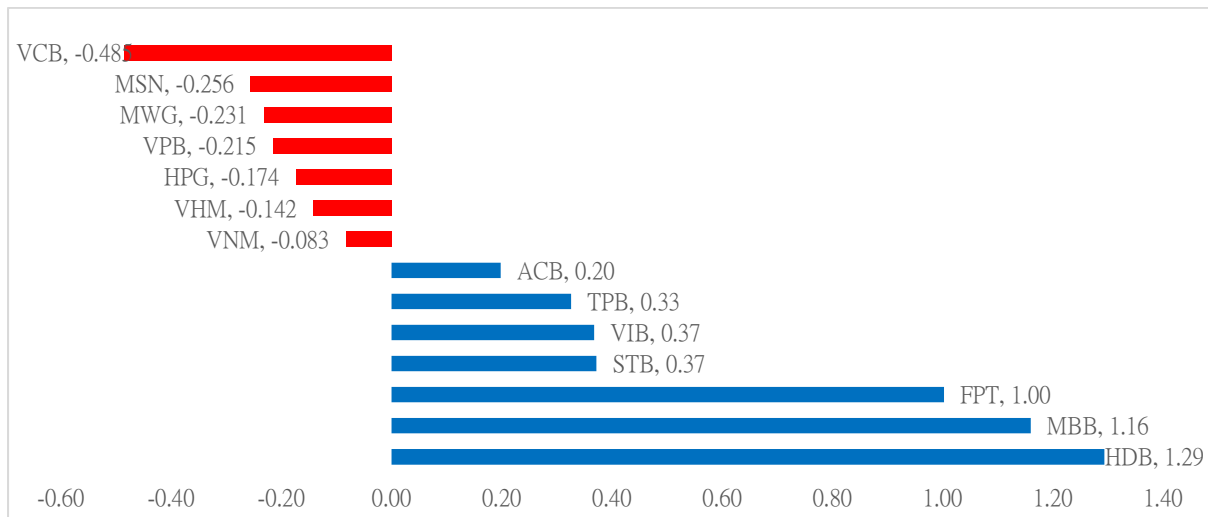


	VN30F2501-Daily	VN30F2501-1H
趨勢	上漲	上漲
支撐 1	1298	1319
支撐 2	1290	1314
阻力 1	1330	1326
阻力 2	1353	1333

VN30-INDEX 指數走勢

VN30-Index 收盤上漲 0.26%，其中 HDB, MBB 和 FPT 是對指數支撐最多的股票。

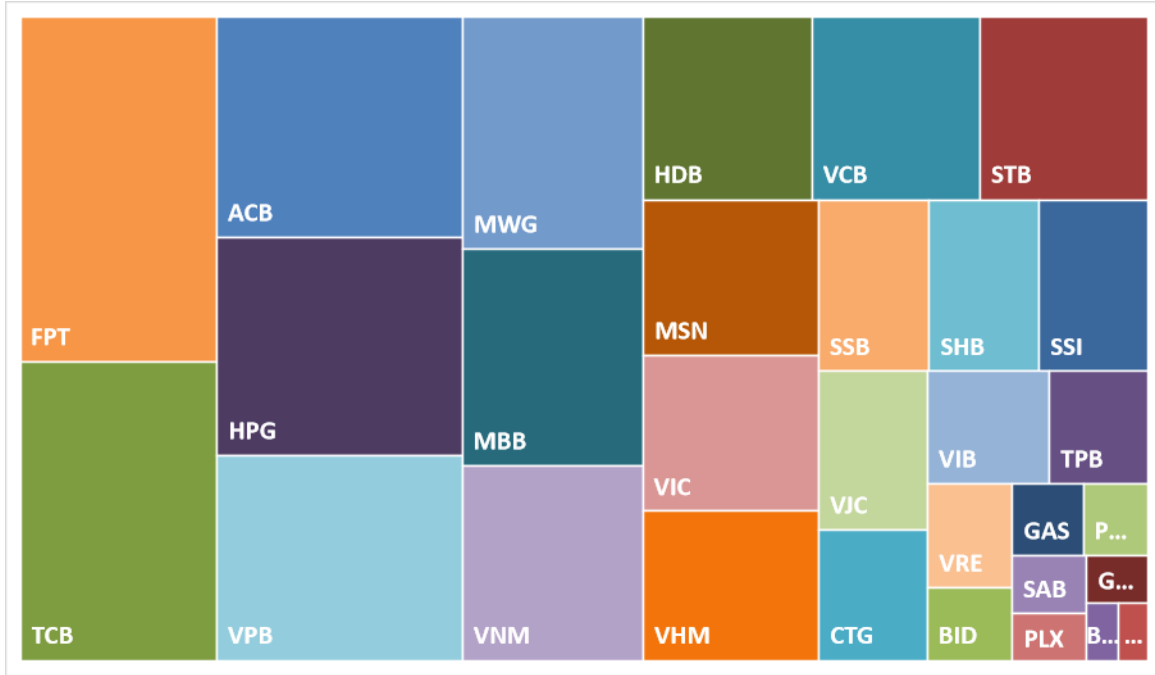
VN30-INDEX 中最有影響力的成份股





We Create Fortune

VN30-INDEX 中的資本化



HDB 的走勢圖



We Create Fortune

VN30-INDEX 中的成分股

股碼	公司名稱	行業	比重	收盤價	資本化	PER	PBR	3 個月平均交易量	外資持有	52 週最高	52 週最低
		單位	%	VND	Bil. VND	x	x	'000 cp	%	VND	VND
ACB	亞洲商業股份銀行	金融	7.5%	25,000	111,666	6.9	1.4	6,012	30%	26,500	22,217
BCM	工業投資開發股份公司	房地產	0.2%	69,100	71,519	27.3	3.7	246	2%	74,500	50,400
BID	越南投資與發展商業股份銀行	金融	0.8%	39,900	275,211	11.8	2.1	2,652	17%	46,860	35,537
BVH	Bao Viet 集團	金融	0.3%	52,200	38,749	19.7	1.7	600	27%	55,700	38,200
CTG	越南工商股份銀行	金融	2.3%	37,300	200,301	9.3	1.4	5,752	27%	38,900	29,950
FPT	FPT 發展投資工藝股份公司	科技	11.4%	150,000	220,660	29.3	7.4	3,758	45%	153,900	82,435
GAS	越南氣體總公司 - 股份公司	公用服務	0.6%	67,700	158,599	14.5	2.7	528	2%	84,412	66,200
GVR	越南橡膠工業集團	原材料	0.3%	28,700	114,800	33.3	2.2	2,257	0%	39,000	20,800
HDB	胡志明市發展商業股份銀行	金融	4.5%	23,000	80,386	6.1	1.6	9,953	17%	26,650	17,333
HPG	Hoa Phat (和發) 集團股份公司	原材料	7.0%	26,450	169,181	13.9	1.5	16,617	22%	29,950	24,750
MBB	軍隊貿易股份銀行	金融	5.5%	21,850	133,335	6.2	1.3	9,665	20%	22,783	18,783
MSN	Masan 集團股份公司	必需消費品	3.2%	65,500	94,212	72.5	3.2	4,292	28%	82,300	63,700
MWG	世界移動通信投資股份公司	非必需消費品	5.0%	57,500	84,035	28.4	3.1	5,846	46%	70,800	43,050
PLX	越南油氣集團	能源	0.4%	39,850	50,633	16.8	2.0	767	18%	51,700	34,500
POW	越南天然氣股份總公司	公用服務	0.4%	11,600	27,166	19.9	0.8	5,175	4%	15,900	10,400
SAB	西貢啤酒 - 酒精 - 飲料股份公司	必需消費品	0.6%	54,100	69,387	16.2	2.8	495	61%	69,400	52,000
SHB	西貢 - 河內股份商業銀行	金融	2.4%	10,200	37,357	4.8	0.7	9,515	3%	12,500	10,050
SSB	Dong Nam A 股份商業銀行	金融	2.5%	18,000	51,030	10.9	1.5	2,023	0%	21,128	15,050
SSI	SSI 西貢證券股份公司	金融	2.5%	24,500	48,066	15.7	1.9	12,598	#VALUE!	31,582	23,500
STB	西貢商信銀行 (sacombank)	金融	5.1%	35,950	67,774	7.7	1.3	10,576	23%	37,850	26,150
TCB	越南技商股份銀行 (Techcombank)	金融	8.4%	24,400	172,382	7.6	1.2	10,127	23%	25,250	17,000
TPB	Tien Phong 股份商業銀行	金融	1.6%	16,400	43,328	8.9	1.2	10,790	30%	18,100	13,667
VCB	越南外商貿易股份銀行	金融	4.2%	91,700	512,520	14.8	2.7	1,411	23%	100,500	85,000
VHM	Vinhomes 股份公司	房地產	4.3%	40,000	164,296	8.4	0.9	10,445	12%	48,550	34,000
VIB	越南國際股份商業銀行	金融	2.2%	20,100	59,880	8.4	1.5	9,501	5%	21,368	17,265
VIC	Vingroup 集團股份公司	房地產	3.5%	40,400	154,476	15.6	1.1	1,816	10%	49,350	39,700
VJC	Vietjet 越捷航空股份公司	工業	2.2%	98,800	53,511	39.3	3.2	688	13%	119,600	97,000
VNM	越南牛奶股份公司	必需消費品	3.9%	61,900	129,368	15.0	4.1	2,052	51%	76,200	61,100
VPB	Viet Nam Thinh Vuong (越南繁榮) 貿易股份銀行	金融	6.0%	18,400	145,984	11.1	1.1	13,451	25%	21,050	17,500
VRE	Vincom Retail 股份公司	房地產	1.1%	16,600	37,720	9.2	0.9	5,893	19%	28,750	16,100



We Create **Fortune**

聯繫方式

個人研究分析部

電話號碼: +84 28 3622 6868 分機碼: 3826

電子郵件: research.re@yuanta.com.vn

Appendix A: Important Disclosures

Analyst Certification

Each research analyst primarily responsible for the content of this research report, in whole or in part, certifies that with respect to each security or issuer that the analyst covered in this report: (1) all of the views expressed accurately reflect his or her personal views about those securities or issuers; and (2) no part of his or her compensation was, is, or will be, directly or indirectly, related to the specific recommendations or views expressed by that research analyst in the research report.

Ratings Definitions

BUY: We have a positive outlook on the stock based on our expected absolute or relative return over the investment period. Our thesis is based on our analysis of the company's outlook, financial performance, catalysts, valuation and risk profile. We recommend investors add to their position.

HOLD-Outperform: In our view, the stock's fundamentals are relatively more attractive than peers at the current price. Our thesis is based on our analysis of the company's outlook, financial performance, catalysts, valuation and risk profile.

HOLD-Underperform: In our view, the stock's fundamentals are relatively less attractive than peers at the current price. Our thesis is based on our analysis of the company's outlook, financial performance, catalysts, valuation and risk profile.

SELL: We have a negative outlook on the stock based on our expected absolute or relative return over the investment period. Our thesis is based on our analysis of the company's outlook, financial performance, catalysts, valuation and risk profile. We recommend investors reduce their position.

Under Review: We actively follow the company, although our estimates, rating and target price are under review.

Restricted: The rating and target price have been suspended temporarily to comply with applicable regulations and/or Yuanta policies.

Note: Yuanta research coverage with a Target Price is based on an investment period of 12 months. Greater China Discovery Series coverage does not have a formal 12 month Target Price and the recommendation is based on an investment period specified by the analyst in the report.

Global Disclaimer

© 2018 Yuanta. All rights reserved. The information in this report has been compiled from sources we believe to be reliable, but we do not hold ourselves responsible for its completeness or accuracy. It is not an offer to sell or solicitation of an offer to buy any securities. All opinions and estimates included in this report constitute our judgment as of this date and are subject to change without notice.

This report provides general information only. Neither the information nor any opinion expressed herein constitutes an offer or invitation to make an offer to buy or sell securities or other investments. This material is prepared for general circulation to clients and is not intended to provide tailored investment advice and does not take into account the individual financial situation and objectives of any specific person who may receive this report. Investors should seek financial advice regarding the appropriateness of investing in any securities, investments or investment strategies discussed or recommended in this report. The information contained in this report has been compiled from sources believed to be reliable but no representation or warranty, express or implied, is made as to its accuracy, completeness or correctness. This report is not (and should not be construed as) a solicitation to act as securities broker or dealer in any jurisdiction by any person or company that is not legally permitted to carry on such business in that jurisdiction.

Yuanta research is distributed in the United States only to Major U.S. Institutional Investors (as defined in Rule 15a-6 under the Securities Exchange Act of 1934, as amended and SEC staff interpretations thereof). All transactions by a US person in the securities mentioned in this report must be effected through a registered broker-dealer under Section 15 of the Securities Exchange Act of 1934, as amended. Yuanta research is distributed in Taiwan by Yuanta Securities Investment Consulting. Yuanta research is distributed in Hong Kong by Yuanta Securities (Hong Kong) Co. Limited, which is licensed in Hong Kong by the Securities and Futures Commission for regulated activities, including Type 4 regulated activity (advising on securities). In Hong Kong, this research report may not be redistributed, retransmitted or disclosed, in whole or in part or any form or manner, without the express written consent of Yuanta Securities (Hong Kong) Co. Limited.