

當日市場：銀行股出現分化

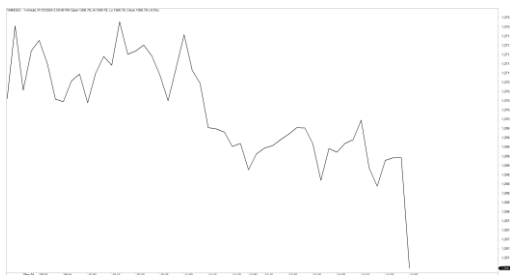
2025/01/02

市場走勢

市場指數	VNI	HNI	UPCOM
收盤	1,266.78	227.43	95.06
%日	-0.41%	-0.31%	0.06%
%週	0.73%	-0.16%	1.37%
%月	1.72%	1.56%	2.44%
%年	12.58%	-1.26%	9.15%
成交值(Bil.VND)			
當日	11,525	661	814
日均量/週	15,371	1,021	1,031
日均量/月	14,741	988	947
外資進出			
買進	910.47	27.76	82.65
賣出	1,211.20	32.33	55.11
買賣超	-300.73	-4.57	27.54
市場漲跌家數			
上漲	136	76	161
下跌	191	80	170
持平	87	158	572
市場指標			
P/E	13.25	16.82	34.27
總市值 (兆盾)	5,252	345	1,622
股息殖利 ²	2.23%	3.62%	3.87%

資料源: Bloomberg - YSVN

VNINDEX



HNIINDEX



市場走勢

由於銀行股再次出現分化，市場指數出現震盪並走弱。VN-Index 在連續第二個交易日下跌，止於 1,266.78 點，跌幅為 0.41%，而 HNX-Index 下跌 0.31%。僅 Upcom-Index 上漲 0.06%。3 大市場的交易額均下降至 13 兆 10 億越南盾。

分化的趨勢在大型股仍然維持，但則再次平衡幫助 VN30-Index 收盤僅小幅下跌 0.19%。ACB (1.57%)、FPT (1.33%)、MBB (1.21%)、TCB (1.02%)、BCM (1.58%) 等均是相當上漲的藍籌股。相反，BID (-1.83%)、CTG (-2.83%)、HDB (-4.32%)、PLX (-1.83%)、STB (-2.51%)、SSI (-1.51%)、SAB (-1.07%) 是交易日中被拋售最多的藍籌股。

謹慎情緒導致近期大幅下跌的一些股票再次出現拋售壓力，如 YEG (-7%) 或 DXG (-1.27%)、VND (-1.18%) 等。相反，DXS、SAM、SZC、GEG、VPI 等相當上漲。

外資出現買賣交替，並反轉賣超超過 2,770 億越南盾，主要集中在 VCB (1,310 億)、BID (720 億)、STB (700 億)。相反，FRT (720 億)、CTG (670 億)、MCH (500 億) 在買超方面的榜首。

市場短期觀點

我們認為 VN-Index 在下一交易日可能會繼續在 20 日均線附近（即 1,265 點）窄幅波動。同時，市場仍處於短期調整階段，因此現金流可能會繼續在各類股票之間出現分化，其中 Upcom-Index 優於其他指數。此外，短期情緒指標持續小幅下降，顯示當 VN-Index 無法突破 1,278 點的阻力位時，投資者出現謹慎態度。

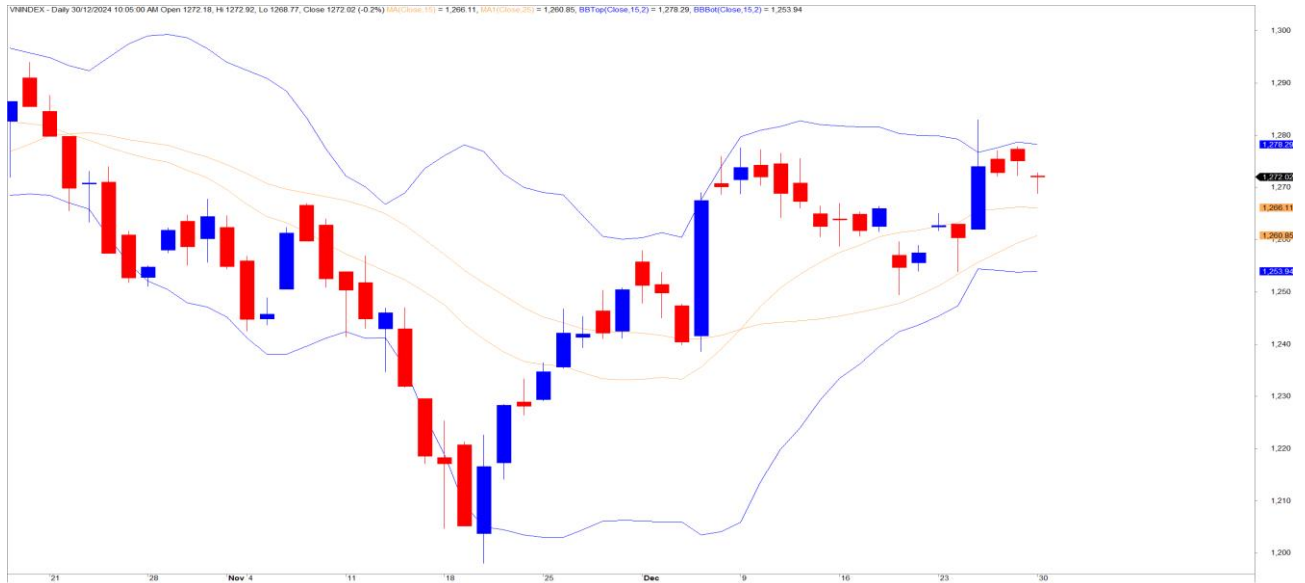
短期策略（1 個月以內）：大盤的短期走勢仍維持上漲。因此，我們建議投資者可以在投資組合繼續持有高比例的股票，並仍然可以買進新股。

請在 <https://ysradar.yuanta.com.vn/> 查看有關股票的信號。



We Create Fortune

技術分析圖



指數技術分析圖 VN-Index



指數技術分析圖 HNX-Index

指數	短期趨勢	中期趨勢	阻力區 1	阻力區 2	支撐區 1	支撐區 2
VN-Index	上漲	中性	1300	1330	870	800
HNX-Index	上漲	中性	260	306	189	160
VN30	上漲	中性	1336	1350	980	960
VNMidcaps	上漲	中性	1280	1250	963	900
VNSmallcaps	上漲	上漲	1250	1250	804	750

We Create Fortune

胡志明市交易所 (HSX)

	收盤	漲跌%
VNI	1266.78	-0.41%
VN30	1344.75	-0.19%
VN Mid	1900.74	-0.30%
VN Small	1451.02	-0.41%

河內交易所 (HSX)

	收盤	漲跌%
HNI	227.43	-0.31%
HN30	478.05	-0.52%
VNX AllSh	1336.36	-0.22%

UPCOM 市場 (UPCoM)

	收盤	漲跌%
UPCoM	95.06	0.06%

外資交易	成交值 (Bil.VND)
買進	910.47
賣出	1211.20
買超/賣超	-300.73

外資交易	成交值 (Bil.VND)
買進	27.76
賣出	32.33
買超/賣超	-4.57

外資交易	成交值 (Bil.VND)
買進	82.65
賣出	55.11
買超/賣超	27.54

上漲排名/股碼	漲跌(VND)	漲跌%
TMT	640	6.96%
HMC	800	6.69%
GEE	1300	3.94%
OCB	400	3.64%
DSN	1800	3.38%

上漲排名/股碼	漲跌(VND)	漲跌%
DST	500	9.80%
CMC	200	3.70%
VTV	200	3.23%
MST	200	2.94%
NRC	100	2.04%

上漲排名/股碼	漲跌(VND)	漲跌%
KVC	187	13.36%
BGE	891	9.58%
MCH	17059	7.12%
HPP	4396	5.21%
HBC	249	4.15%

下跌排名/股碼	漲跌(VND)	漲跌%
YEG	-1400	-7.00%
KHP	-1000	-6.97%
ABS	-340	-6.88%
SGT	-1250	-6.76%
TEG	-500	-6.62%

下跌排名/股碼	漲跌(VND)	漲跌%
HHC	-14400	-9.93%
KSV	-11800	-9.93%
PMC	-6000	-5.45%
GKM	-200	-4.08%
PVI	-2500	-3.94%

下跌排名/股碼	漲跌(VND)	漲跌%
BEL	-13200	-40.00%
AVG	-3096	-9.99%
BIG	-249	-3.89%
SGP	-570	-1.98%
VGT	-270	-1.81%

市值排名/股碼	Bil.VND
VCB	509,725,123
BID	259,001,698
FPT	224,338,050
CTG	202,985,688
TCB	174,148,595

市值排名/股碼	Bil.VND
KSV	21,400,000
IDC	18,380,996
MBS	16,381,592
PVS	16,203,057
PVI	14,288,754

市值排名/股碼	Bil.VND
VGI	277,412,953
ACV	271,539,736
MCH	186,057,275
BSR	70,620,080
MVN	67,821,216

交易量排名/股碼	成交值	30 日均
VPB	17,228,376	17,891,941
VIX	14,713,800	16,186,933
NAB	12,978,800	4,662,692
TCB	12,111,500	14,587,046
MBB	11,771,339	9,884,392

交易量排名/股碼	成交值	30 日均
SHS	4,484,129	6,310,755
CEO	2,222,678	3,074,142
CMS	2,056,826	146,702
MBS	2,034,472	2,917,146
PVS	1,856,706	2,324,347

交易量排名/股碼	成交值	30 日均
HNG	6,893,712	6,213,202
BSR	5,591,175	4,326,164
KVC	4,414,218	448,088
VGT	1,863,558	1,641,606
HBC	1,599,930	1,803,396

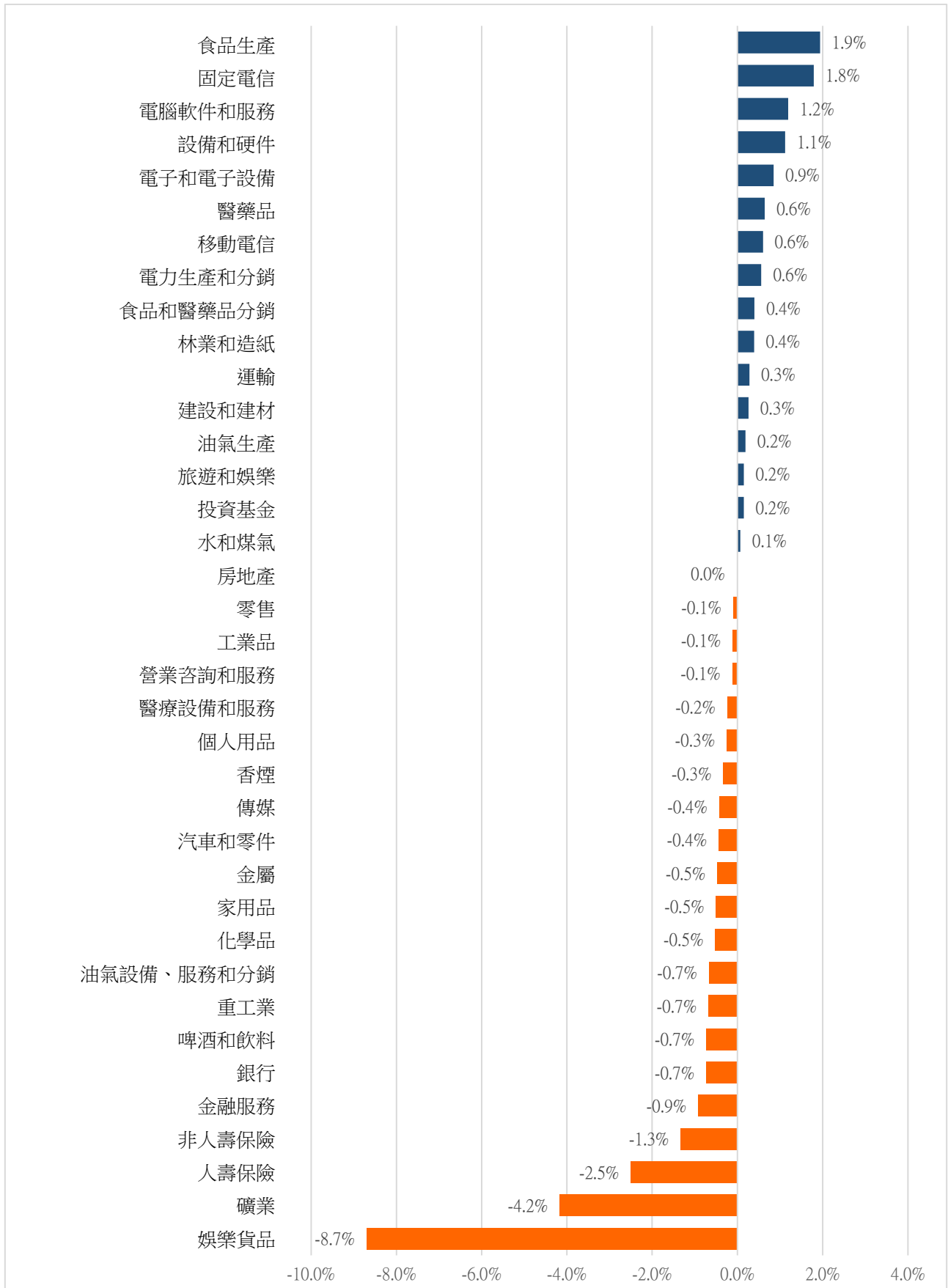
資料源: Bloomberg & Yuanta Research

資料源: Bloomberg & Yuanta Research

資料源: Bloomberg & Yuanta Research

We Create Fortune

各行業板塊的交易走勢



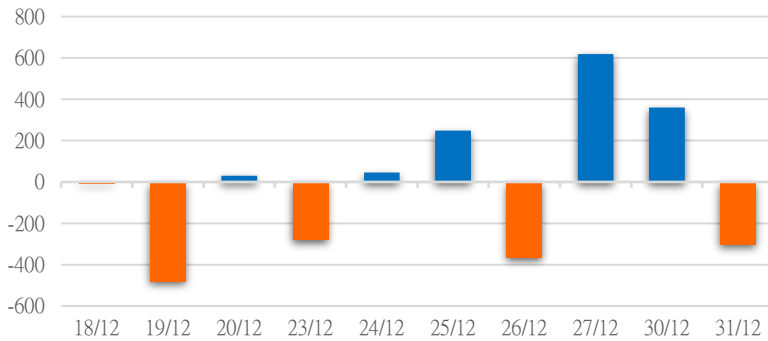
資料源: FimPro - YSVN



We Create Fortune

外資買進賣統計

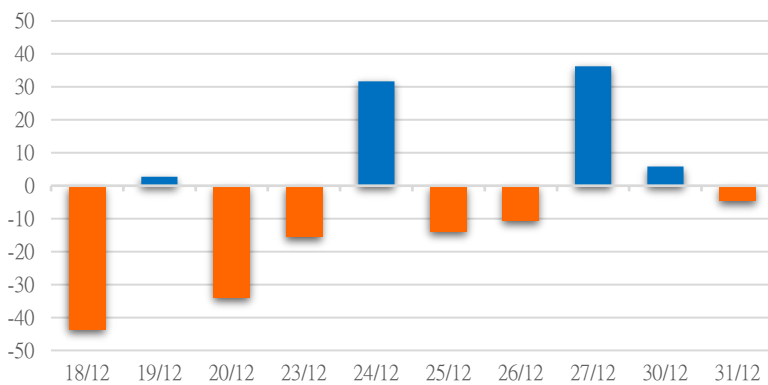
HSX 外資每日買/賣超



證券代碼	買超金額 (Mil.VND)	證券代碼	賣超金額 (Mil.VND)
FRT	71,820	VCB	-131,494
CTG	67,297	BID	-72,475
MWG	37,434	STB	-69,572
DGC	31,152	HDB	-47,075
VNM	28,442	VHM	-45,418

HSX 外資買/賣超的前 5 名

HNX 外資每日買/賣超



證券代碼	買超金額 (Mil.VND)	證券代碼	賣超金額 (Mil.VND)
MBS	7,338	SHS	-6,977
CEO	1,815	TNG	-5,086
PMC	1,730	NTP	-1,333
MST	824	PVI	-1,018
VFS	389	VNR	-561

HNX 外資買/賣超的前 5 名

UPCOM 外資每日買/賣超



證券代碼	買超金額 (Mil.VND)	證券代碼	賣超金額 (Mil.VND)
MCH	50,423	ACV	-28,353
ABI	3,666	QNS	-1,523
HPP	2,220	HNG	-1,130
OIL	1,858	TSG	-760
BSR	447	VEA	-660

UPCOM 外資買/賣超的前 5 名

源: FiinPro - YSVN

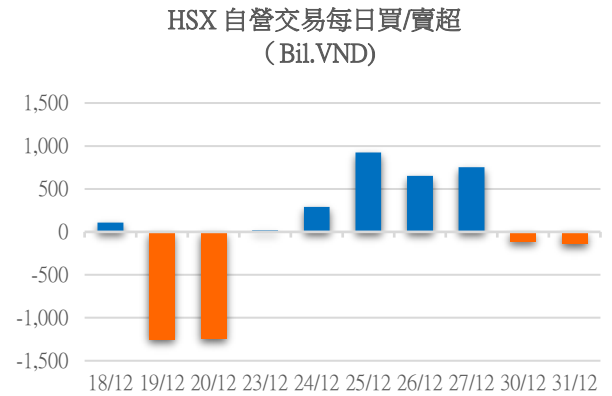


We Create **Fortune**

自營統計

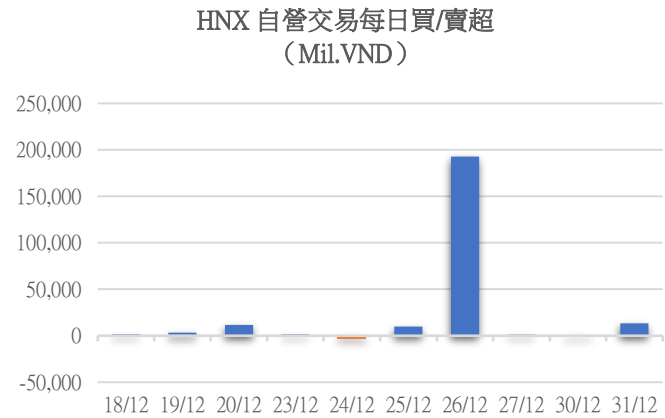
證券代碼	買超金額 (Mil.VND)	證券代碼	賣超金額 (Mil.VND)
VTP	103,512	VPB	107,484
VSC	65,183	CTR	75,604
MBB	46,775	STB	58,675
HCM	31,662	VHM	36,802
GEX	27,525	MSN	26,246

HSX 自營交易最大前名



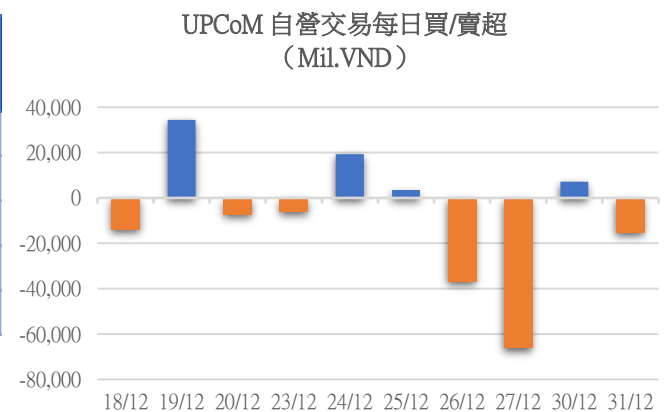
證券代碼	買超金額 (Mil.VND)	證券代碼	賣超金額 (Mil.VND)
MBS	11,500	HHC	6,282
PVS	8,475	VGS	224

HNX 自營交易最大前名



證券代碼	買超金額 (Mil.VND)	證券代碼	賣超金額 (Mil.VND)
PHP	1,801.35	VGI	9,073
BSR	669.65	VEA	5,288
APF	257.19	QTP	3,305
		BGE	226
		BCR	101

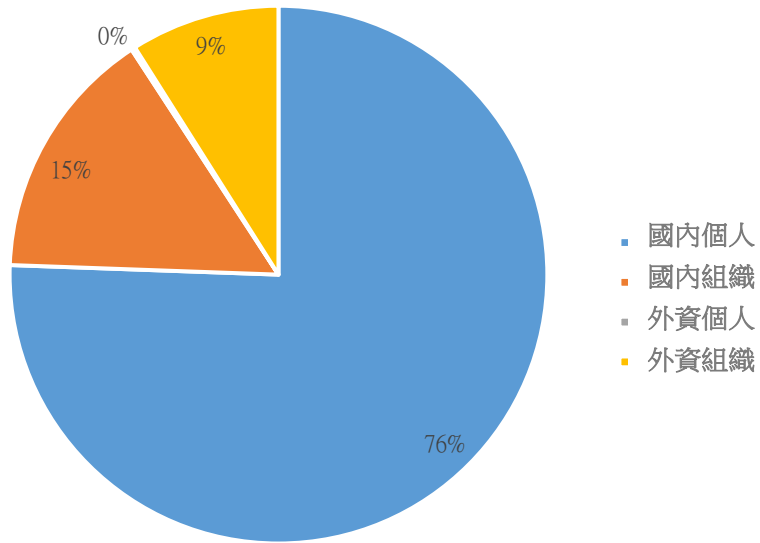
UPCoM 自營交易最大前名





We Create **Fortune**

越南證券市場投資人類別統計

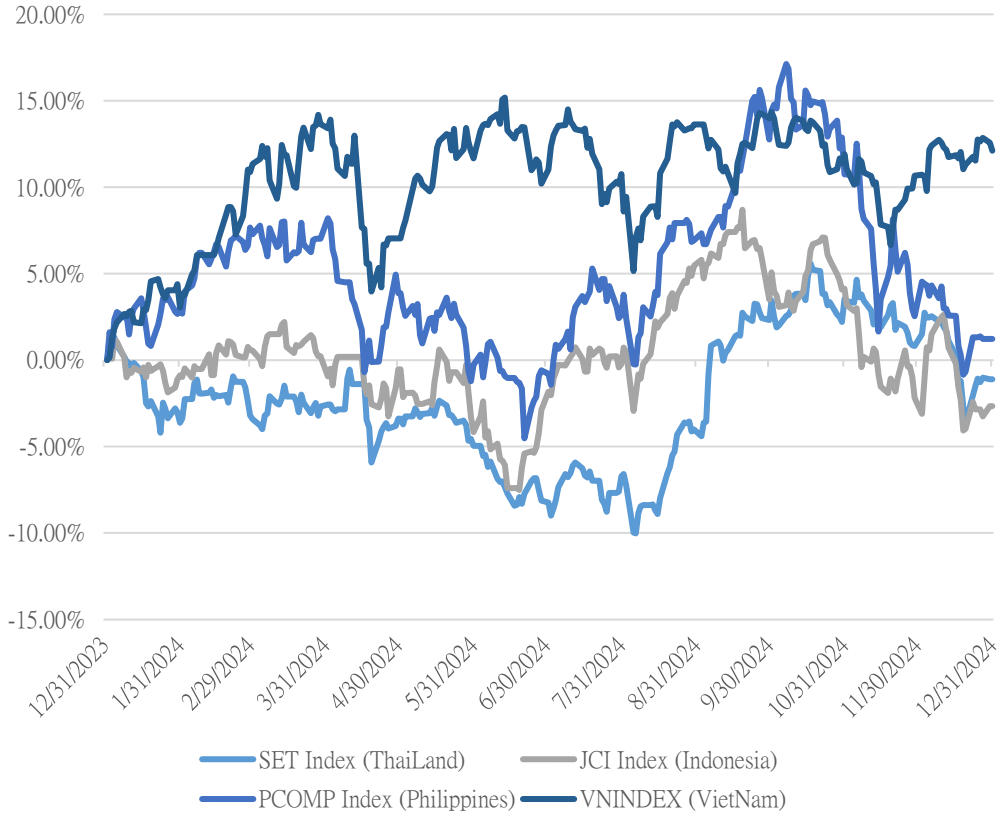


資料源: FiinPro - YSVN



We Create Fortune

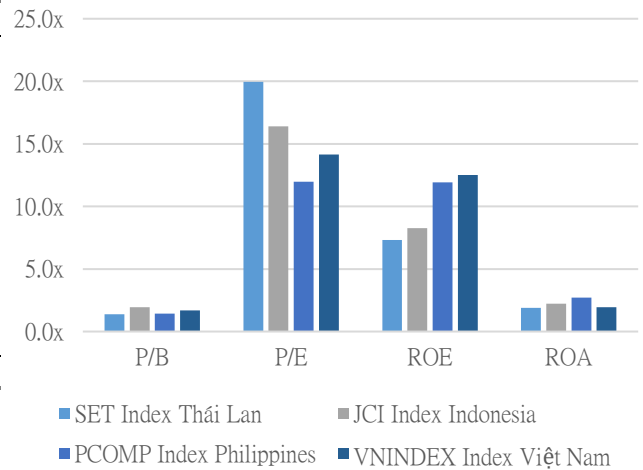
東南亞主要市場走勢比較



東南亞主要市場數據

		Thailand	Indonesia	Philippines	Vietnam
P/B		1.4x	1.9x	1.4x	1.7x
P/E		20.0x	16.4x	12.0x	14.2x
ROE	%	7.31	8.26	11.92	12.52
ROA	%	1.90	2.23	2.70	1.93
Vốn hóa	Tỷ USD	511.82	767.85	155.58	205.49
GTGD	Triệu USD	0.89	0.44	0.06	0.39
LS cổ tức	%	3.45	3.81	2.92	1.92

源: Bloomberg & YSVN





We Create **Fortune**

聯繫方式

個人研究分析部

電話號碼: +84 28 3622 6868 分機碼: 3826

電子郵件: research.re@yuanta.com.vn

Appendix A: Important Disclosures

Analyst Certification

Each research analyst primarily responsible for the content of this research report, in whole or in part, certifies that with respect to each security or issuer that the analyst covered in this report: (1) all of the views expressed accurately reflect his or her personal views about those securities or issuers; and (2) no part of his or her compensation was, is, or will be, directly or indirectly, related to the specific recommendations or views expressed by that research analyst in the research report.

Ratings Definitions

BUY: We have a positive outlook on the stock based on our expected absolute or relative return over the investment period. Our thesis is based on our analysis of the company's outlook, financial performance, catalysts, valuation and risk profile. We recommend investors add to their position.

HOLD-Outperform: In our view, the stock's fundamentals are relatively more attractive than peers at the current price. Our thesis is based on our analysis of the company's outlook, financial performance, catalysts, valuation and risk profile.

HOLD-Underperform: In our view, the stock's fundamentals are relatively less attractive than peers at the current price. Our thesis is based on our analysis of the company's outlook, financial performance, catalysts, valuation and risk profile.

SELL: We have a negative outlook on the stock based on our expected absolute or relative return over the investment period. Our thesis is based on our analysis of the company's outlook, financial performance, catalysts, valuation and risk profile. We recommend investors reduce their position.

Under Review: We actively follow the company, although our estimates, rating and target price are under review.

Restricted: The rating and target price have been suspended temporarily to comply with applicable regulations and/or Yuanta policies.

Note: Yuanta research coverage with a Target Price is based on an investment period of 12 months. Greater China Discovery Series coverage does not have a formal 12 month Target Price and the recommendation is based on an investment period specified by the analyst in the report.

Global Disclaimer

© 2018 Yuanta. All rights reserved. The information in this report has been compiled from sources we believe to be reliable, but we do not hold ourselves responsible for its completeness or accuracy. It is not an offer to sell or solicitation of an offer to buy any securities. All opinions and estimates included in this report constitute our judgment as of this date and are subject to change without notice.

This report provides general information only. Neither the information nor any opinion expressed herein constitutes an offer or invitation to make an offer to buy or sell securities or other investments. This material is prepared for general circulation to clients and is not intended to provide tailored investment advice and does not take into account the individual financial situation and objectives of any specific person who may receive this report. Investors should seek financial advice regarding the appropriateness of investing in any securities, investments or investment strategies discussed or recommended in this report. The information contained in this report has been compiled from sources believed to be reliable but no representation or warranty, express or implied, is made as to its accuracy, completeness or correctness. This report is not (and should not be construed as) a solicitation to act as securities broker or dealer in any jurisdiction by any person or company that is not legally permitted to carry on such business in that jurisdiction.

Yuanta research is distributed in the United States only to Major U.S. Institutional Investors (as defined in Rule 15a-6 under the Securities Exchange Act of 1934, as amended and SEC staff interpretations thereof). All transactions by a US person in the securities mentioned in this report must be effected through a registered broker-dealer under Section 15 of the Securities Exchange Act of 1934, as amended. Yuanta research is distributed in Taiwan by Yuanta Securities Investment Consulting. Yuanta research is distributed in Hong Kong by Yuanta Securities (Hong Kong) Co. Limited, which is licensed in Hong Kong by the Securities and Futures Commission for regulated activities, including Type 4 regulated activity (advising on securities). In Hong Kong, this research report may not be redistributed, retransmitted or disclosed, in whole or in part or any form or manner, without the express written consent of Yuanta Securities (Hong Kong) Co. Limited.