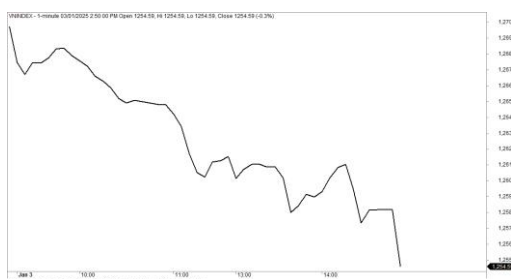


市場走勢

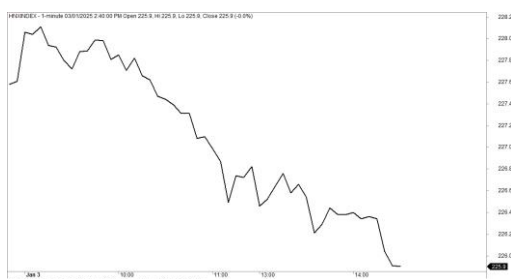
市場指數	VNI	HNI	UPCOM
收盤	1,254.59	225.66	94.34
%日	-1.19%	-0.89%	-0.74%
%週	-1.61%	-1.51%	-0.15%
%月	0.38%	0.16%	2.06%
%年	9.65%	-2.58%	7.45%
<b>成交值(Bil.VND)</b>			
當日	13,723	857	769
日均量/週	11,886	702	718
日均量/月	14,453	968	940
<b>外資進出</b>			
買進	1,190.88	30.46	10.21
賣出	1,926.34	29.27	37.28
買賣超	-735.46	1.19	-27.07
<b>市場漲跌家數</b>			
上漲	66	57	171
下跌	256	102	200
持平	92	155	532
<b>市場指標</b>			
P/E	13.12	16.73	33.95
總市值 (兆盾)	5,183	344	1,606
股息殖利 <sup>2</sup>	2.26%	3.63%	4.11%

資料源: Bloomberg - YSVN

VNINDEX



HNIINDEX



市場走勢

市場指數在近期在 1,278 點的阻力位以下波動後，則在當日的交易日出現更決定的走勢。強勁的拋售力導致指數收於交易日中的最低水平。VN-Index 下跌 1.19%，止於 1,254.59 點，HNX-Index 同步下跌 0.89%，Upcom-Index 下跌 0.74%。3 大市場的交易額均增加至 15 兆 3,490 億越南盾。

拋售壓力強勁擴大，而 VN30-Index 收盤僅下跌 1.68%。銀行股回歸下跌趨勢，其中 TCB (-3.08%)、STB (-2.43%)、MBB (-1.98%)、HDB (-2.59%)、CTG (-2.36%) 等領跌。此外，MWG、FPT、SSI、BVH 等也相當下跌。相反，VCB、PLX、SSB 是逆勢小幅上漲的藍籌股。

中型股中的一些檔股票如 YEG (6.83%)、CTR (3.19%)、DHC (2.1%)、NVL (1.44%) 等良好上漲。

外資在連續第三個交易日賣超超過 7,610 億越南盾，主要關注在 FPT (2,310 億)、CTG (1,080 億) 和 TCB (770 億)。相反，VGC (350 億)、KDH (290 億)、BID (260 億) 在買超方面的榜首。

市場短期觀點

我們認為市場可能會在本周的首個交易日出現復甦。同時，我們評估短期風險出現增加的走勢，因此市場在下一交易周可能會繼續下跌，VN-Index 可能會在下一交易周測試 1,250 點和 1,238 點的兩個重要支撐位。此外，短期情緒指標持續下降，顯示投資者對當前市場走勢持續謹慎態度，短期仍處於樂觀情緒。

短期策略 (1 個月以內)：大盤的短期走勢從上漲調整至中性。因此，我們建議投資者在短期暫時停止買進，並將股票比例下降到投資組合 50-55% 的平衡水平。

中期策略 (1-3 個月)：大盤的中期走勢仍維持中立。因此，我們建議投資者繼續持有平衡的股票比例。

請在 <https://ysradar.yuanta.com.vn/> 查看有關股票的信號。

We Create Fortune

技術分析圖



指數技術分析圖 VN-Index



指數技術分析圖 HNX-Index

指數	短期趨勢	中期趨勢	阻力區 1	阻力區 2	支撐區 1	支撐區 2
VN-Index	中性	中性	1300	1330	870	800
HNX-Index	上漲	中性	260	306	189	160
VN30	上漲	中性	1336	1350	980	960
VNMidcaps	上漲	中性	1280	1250	963	900
VNSmallcaps	上漲	上漲	1250	1250	804	750

We Create Fortune

胡志明市交易所 (HSX)

	收盤	漲跌%
VNI	1254.59	-1.19%
VN30	1320.58	-1.68%
VN Mid	1871.89	-1.48%
VN Small	1439.33	-1.14%

河內交易所 (HSX)

	收盤	漲跌%
HNI	225.66	-0.89%
HN30	474.04	-1.10%
VNX AllSh	1314.04	-1.60%

UPCOM 市場 (UPCoM)

	收盤	漲跌%
UPCoM	94.34	-0.74%

外資交易	成交值 (Bil.VND)
買進	1190.88
賣出	1926.34
買超/賣超	-735.46

外資交易	成交值 (Bil.VND)
買進	30.46
賣出	29.27
買超/賣超	1.19

外資交易	成交值 (Bil.VND)
買進	10.21
賣出	37.28
買超/賣超	-27.07

上漲排名/股碼	漲跌(VND)	漲跌%
HAP	300	6.94%
YEG	1250	6.83%
CTR	4000	3.19%
DHC	800	2.12%
ACC	250	1.71%

上漲排名/股碼	漲跌(VND)	漲跌%
KSV	10200	9.98%
ITQ	200	7.14%
IVS	500	4.85%
PV2	100	4.00%
PLC	700	3.20%

上漲排名/股碼	漲跌(VND)	漲跌%
ACM	96	13.71%
HNG	466	6.85%
PVX	102	6.00%
HTP	161	5.75%
LSG	431	3.68%

下跌排名/股碼	漲跌(VND)	漲跌%
SAM	-480	-6.55%
KHP	-600	-4.53%
VOS	-750	-4.26%
PAC	-1750	-3.93%
ORS	-550	-3.89%

下跌排名/股碼	漲跌(VND)	漲跌%
VC7	-600	-4.92%
L14	-1400	-3.78%
PVI	-2300	-3.77%
MBS	-1000	-3.51%
APS	-200	-3.08%

下跌排名/股碼	漲跌(VND)	漲跌%
TSJ	-5000	-13.51%
KVC	-159	-10.60%
BGE	-636	-7.31%
VNP	-526	-5.31%
MCH	-9366	-3.79%

市值排名/股碼	Bil.VND
VCB	514,196,396
BID	263,485,083
FPT	219,189,308
CTG	199,763,693
HPG	170,140,255

市值排名/股碼	Bil.VND
KSV	22,480,000
IDC	18,248,996
PVS	16,250,854
MBS	15,751,531
HUT	14,101,689

市值排名/股碼	Bil.VND
VGI	280,794,627
ACV	271,276,325
MCH	172,343,504
BSR	69,156,644
MVN	65,791,022

交易量排名/股碼	成交值	30 日均
TCB	24,408,400	14,713,898
ACB	22,291,023	8,061,334
DXG	20,696,100	15,891,341
SSI	18,194,901	15,590,412
HPG	13,540,125	19,772,221

交易量排名/股碼	成交值	30 日均
SHS	5,583,633	6,288,970
MBS	3,709,809	2,854,922
LIG	2,798,513	420,865
TIG	2,497,613	2,385,942
CEO	2,319,068	3,003,121

交易量排名/股碼	成交值	30 日均
HNG	12,939,670	6,873,751
BSR	5,023,827	4,477,388
ACM	3,517,426	129,530
HBC	2,341,225	1,890,092
PVX	2,281,230	369,565

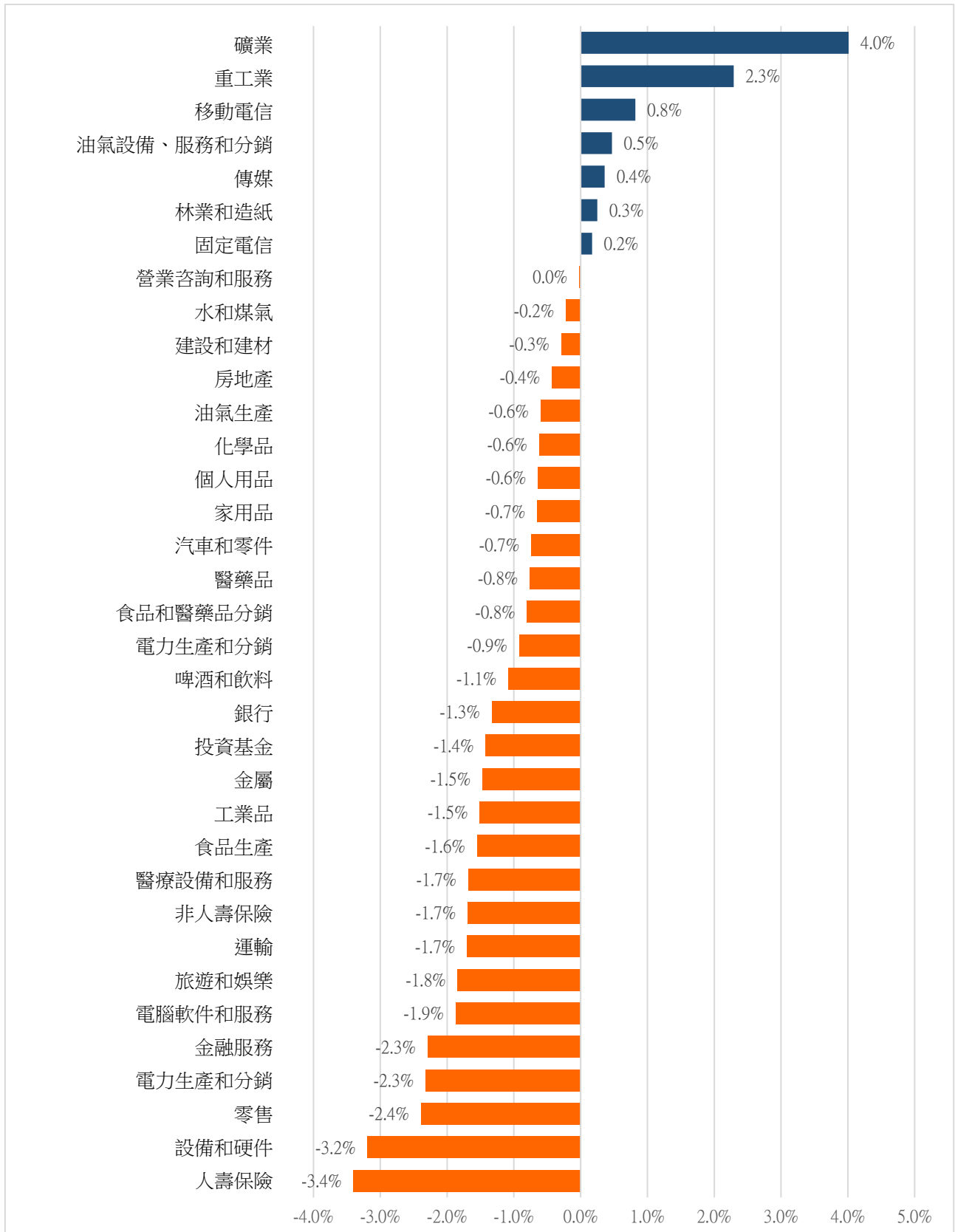
資料源: Bloomberg & Yuanta Research

資料源: Bloomberg & Yuanta Research

資料源: Bloomberg & Yuanta Research

We Create Fortune

### 各行業板塊的交易走勢



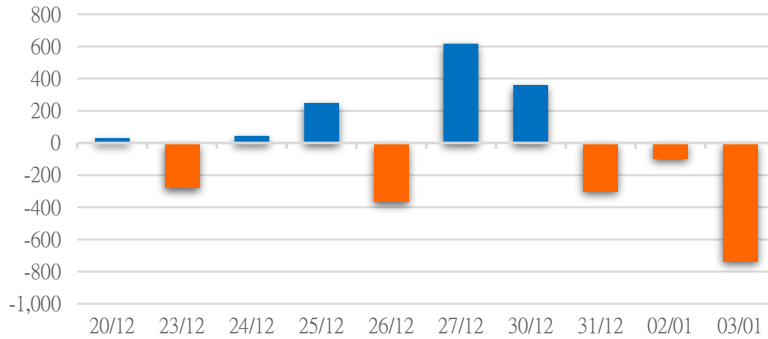
資料源: FiinPro - YSVN



We Create Fortune

## 外資買進賣統計

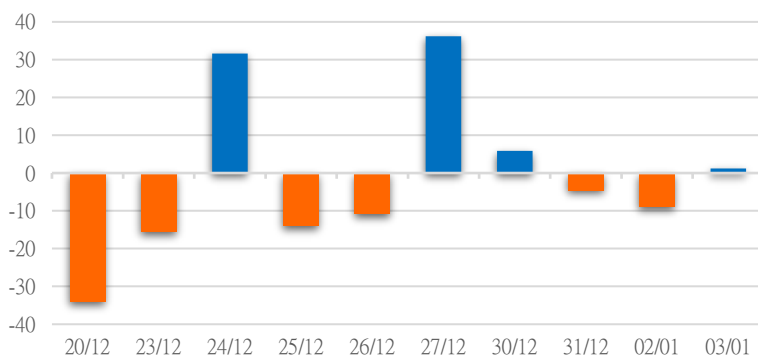
HSX 外資每日買/賣超



證券代碼	買超金額 (Mil.VND)	證券代碼	賣超金額 (Mil.VND)
VGC	35,475	FPT	-231,248
KDH	28,831	CTG	-107,940
BID	26,397	TCB	-77,470
VCB	22,446	HDB	-52,025
GMD	20,604	SSI	-39,376

HSX 外資買/賣超的前 5 名

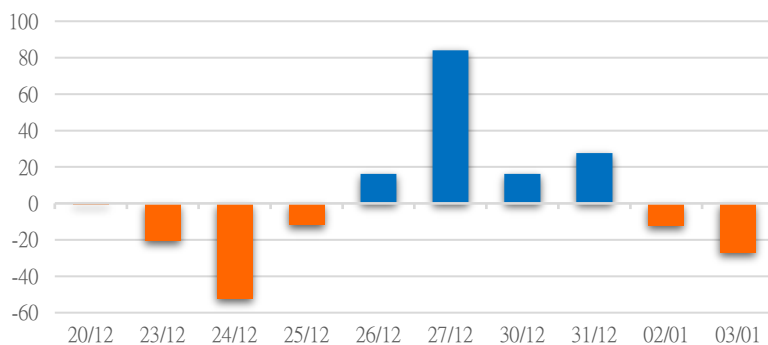
HNX 外資每日買/賣超



證券代碼	買超金額 (Mil.VND)	證券代碼	賣超金額 (Mil.VND)
PVS	9,360	SHS	-8,069
IVS	7,522	CEO	-2,010
IDC	3,276	HUT	-1,994
VC3	744	NTP	-1,730
VGS	704	TNG	-1,381

HNX 外資買/賣超的前 5 名

UPCOM 外資每日買/賣超



證券代碼	買超金額 (Mil.VND)	證券代碼	賣超金額 (Mil.VND)
MPC	1,413	ACV	-24,889
MCH	908	HNG	-6,529
ACM	493	DNW	-530
ABI	456	QNS	-206
OIL	368	HBC	-69

UPCOM 外資買/賣超的前 5 名

源: FiinPro - YSVN



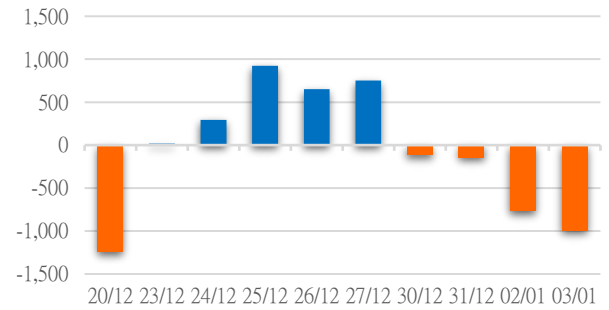
We Create **Fortune**

## 自營統計

證券代碼	買超金額 (Mil.VND)	證券代碼	賣超金額 (Mil.VND)
CTR	11,016	ACB	327,114
DPM	7,121	FPT	313,013
CTG	6,597	VDS	88,026
BID	4,849	VSC	65,600
VGC	4,682	VCI	61,833

HSX 自營交易最大前名

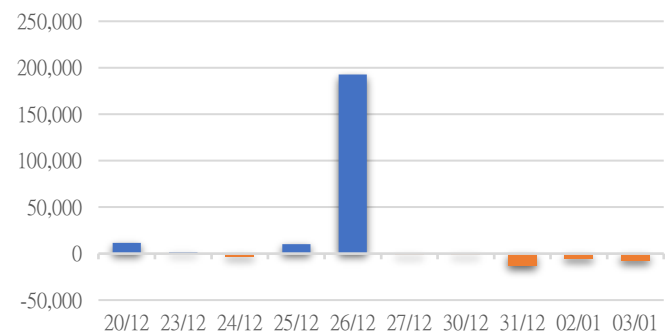
HSX 自營交易每日買/賣超  
( Bil.VND)



證券代碼	買超金額 (Mil.VND)	證券代碼	賣超金額 (Mil.VND)
IDC	6,106	LAS	13,576
PVS	5,115	MBS	4,789
TNG	774	GKM	1,464

HNX 自營交易最大前名

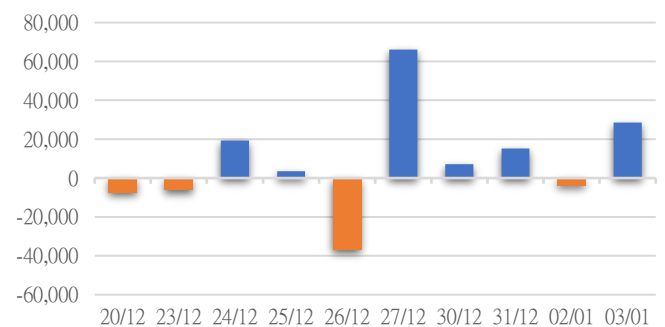
HNX 自營交易每日買/賣超  
( Mil.VND)



證券代碼	買超金額 (Mil.VND)	證券代碼	賣超金額 (Mil.VND)
TSJ	16,960.00	MCH	25
VEA	5,288.40		
QTP	3,333.50		
PHP	2,904.60		

UPCoM 自營交易最大前名

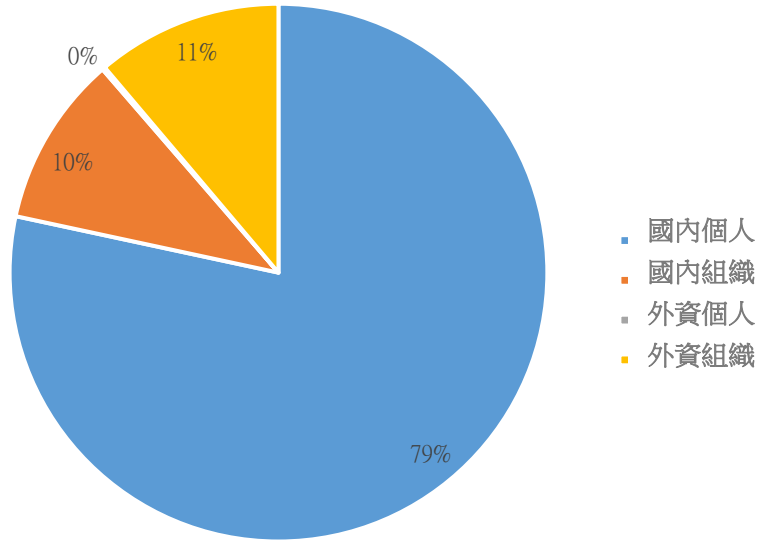
UPCoM 自營交易每日買/賣超  
( Mil.VND)





We Create **Fortune**

### 越南證券市場投資人類別統計

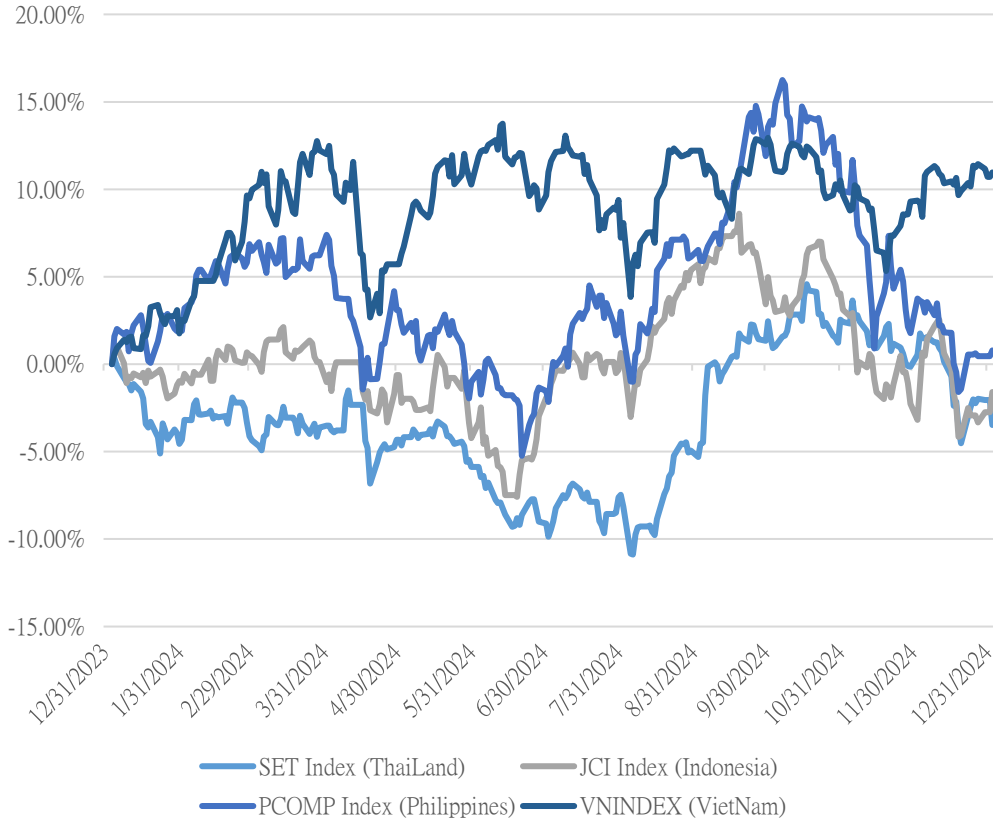


資料源: FiinPro - YSVN



We Create Fortune

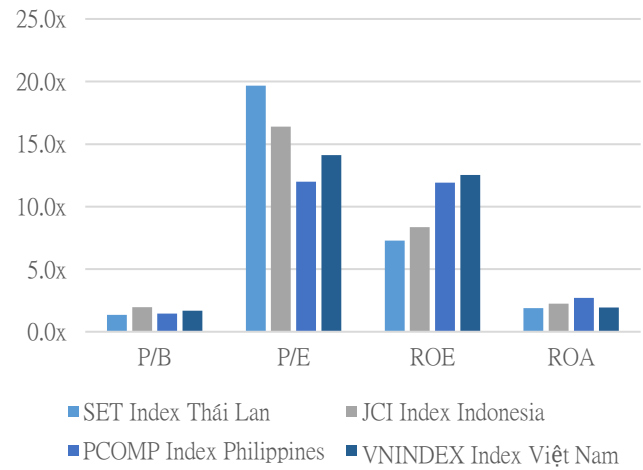
### 東南亞主要市場走勢比較



### 東南亞主要市場數據

		Thailand	Indonesia	Philippines	Vietnam
P/B		1.4x	2.0x	1.4x	1.7x
P/E		19.7x	16.4x	12.0x	14.1x
ROE	%	7.29	8.37	11.92	12.52
ROA	%	1.90	2.25	2.70	1.93
Vốn hóa	Tỷ USD	498.97	772.18	154.86	205.43
GTGD	Triệu USD	1.01	0.46	0.04	0.34
LS cổ tức	%	3.48	3.81	2.89	1.93

源: Bloomberg & YSVN







We Create **Fortune**

## 聯繫方式

### 個人研究分析部

電話號碼: +84 28 3622 6868 分機碼: 3826

電子郵件: [research.re@yuanta.com.vn](mailto:research.re@yuanta.com.vn)

## Appendix A: Important Disclosures

### Analyst Certification

Each research analyst primarily responsible for the content of this research report, in whole or in part, certifies that with respect to each security or issuer that the analyst covered in this report: (1) all of the views expressed accurately reflect his or her personal views about those securities or issuers; and (2) no part of his or her compensation was, is, or will be, directly or indirectly, related to the specific recommendations or views expressed by that research analyst in the research report.

### Ratings Definitions

**BUY:** We have a positive outlook on the stock based on our expected absolute or relative return over the investment period. Our thesis is based on our analysis of the company's outlook, financial performance, catalysts, valuation and risk profile. We recommend investors add to their position.

**HOLD-Outperform:** In our view, the stock's fundamentals are relatively more attractive than peers at the current price. Our thesis is based on our analysis of the company's outlook, financial performance, catalysts, valuation and risk profile.

**HOLD-Underperform:** In our view, the stock's fundamentals are relatively less attractive than peers at the current price. Our thesis is based on our analysis of the company's outlook, financial performance, catalysts, valuation and risk profile.

**SELL:** We have a negative outlook on the stock based on our expected absolute or relative return over the investment period. Our thesis is based on our analysis of the company's outlook, financial performance, catalysts, valuation and risk profile. We recommend investors reduce their position.

**Under Review:** We actively follow the company, although our estimates, rating and target price are under review.

**Restricted:** The rating and target price have been suspended temporarily to comply with applicable regulations and/or Yuanta policies.

Note: Yuanta research coverage with a Target Price is based on an investment period of 12 months. Greater China Discovery Series coverage does not have a formal 12 month Target Price and the recommendation is based on an investment period specified by the analyst in the report.

### Global Disclaimer

© 2018 Yuanta. All rights reserved. The information in this report has been compiled from sources we believe to be reliable, but we do not hold ourselves responsible for its completeness or accuracy. It is not an offer to sell or solicitation of an offer to buy any securities. All opinions and estimates included in this report constitute our judgment as of this date and are subject to change without notice.

This report provides general information only. Neither the information nor any opinion expressed herein constitutes an offer or invitation to make an offer to buy or sell securities or other investments. This material is prepared for general circulation to clients and is not intended to provide tailored investment advice and does not take into account the individual financial situation and objectives of any specific person who may receive this report. Investors should seek financial advice regarding the appropriateness of investing in any securities, investments or investment strategies discussed or recommended in this report. The information contained in this report has been compiled from sources believed to be reliable but no representation or warranty, express or implied, is made as to its accuracy, completeness or correctness. This report is not (and should not be construed as) a solicitation to act as securities broker or dealer in any jurisdiction by any person or company that is not legally permitted to carry on such business in that jurisdiction.

Yuanta research is distributed in the United States only to Major U.S. Institutional Investors (as defined in Rule 15a-6 under the Securities Exchange Act of 1934, as amended and SEC staff interpretations thereof). All transactions by a US person in the securities mentioned in this report must be effected through a registered broker-dealer under Section 15 of the Securities Exchange Act of 1934, as amended. Yuanta research is distributed in Taiwan by Yuanta Securities Investment Consulting. Yuanta research is distributed in Hong Kong by Yuanta Securities (Hong Kong) Co. Limited, which is licensed in Hong Kong by the Securities and Futures Commission for regulated activities, including Type 4 regulated activity (advising on securities). In Hong Kong, this research report may not be redistributed, retransmitted or disclosed, in whole or in part or any form or manner, without the express written consent of Yuanta Securities (Hong Kong) Co. Limited.