

## 基差收窄

2025/02/05

合約走勢					
	收盤	+/-	交易量	到期日	剩餘時間
單位	點數	點數	合約	日期	日
VN30F2502	1328.5	10.5	172,016	20/02	18
VN30F2503	1336.0	13.0	495	20/03	46
VN30F2506	1339.2	10.5	92	19/06	137
VN30F2509	1342.4	12.4	44	18/09	228

源自 Bloomberg - YSVN

合約更改交易量和持倉量				
	交易量	+/-	OI	+/-
單位	合約	%		%
VN30F2502	172,016	-2.9%	43,602	
VN30F2503	495	-36.9%	1,266	
VN30F2506	92	-33.3%	690	
VN30F2509	44	-62.1%	153	

源自：Bloomberg - YSVN

合約的基差變動			
	基差	前一盤	+/-
單位	點數	點數	點數
VN30F2502	1.3	2.5	-1.3
VN30F2503	8.8	2.5	6.3
VN30F2506	12.0	13.2	-1.3
VN30F2509	15.2	14.5	0.7

源自：Bloomberg - YSVN

## 合約走勢

- 期貨市場從盤初開始就出現了上漲缺口，並在剩餘時間內保持上漲勢頭，從而錄得全面復甦。VN30F2502 合約收盤上漲近 11 點，止於 1328.5 點，基差在盤末大幅收窄至 1.3 點。
- VN30F2502 合約的成交量比前一交易日小幅下降近 3%，合約持倉量增加至近 44,000 份合約。

## VN30F1M 的評估

- VN30F2502 在 1331 點附近重新測試，相當於 1H 幀中的阻力位。上漲楔形復甦結構，因此價格可能在下一個交易日處於漲跌交替狀態。若價格突破 1331 點，價格圖可能測試 1334 點附近的下一個水平。1H 幀內的趨勢仍然下降。
- VN30F2502 在日線圖上的短期趨勢仍上漲。

## 投資策略

當天策略 (Intraday)	投資者可以考慮在 1331-1334 點開設空頭，停損於 1335 點。 多頭倉位考慮在 1326 點附近，停損於 1323 點。
主要短期 趨勢策略 (Daily)	投資者觀察並等待特定的入場點。

Pham Tan Phat

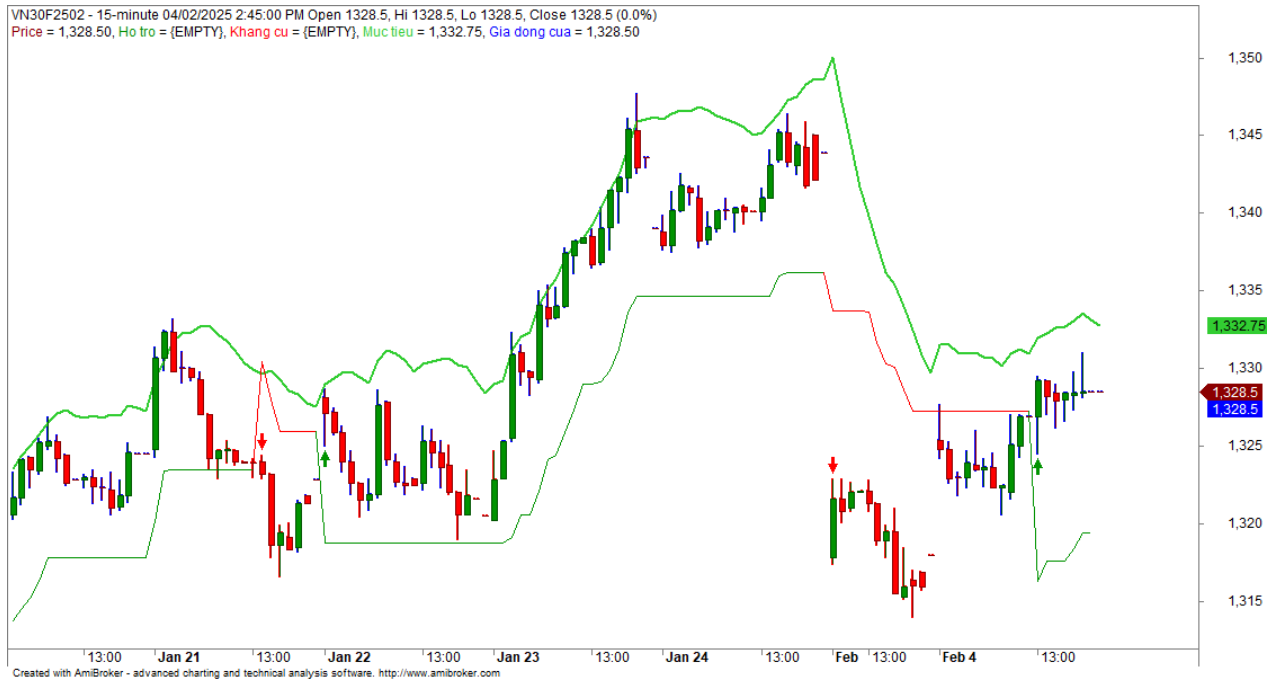
高級分析專員

Email: [phat.pham@yuanta.com.vn](mailto:phat.pham@yuanta.com.vn)

Phone: (084) 28 3622 6868 ext 3880

We Create Fortune

### VN30F1M 合約走勢圖

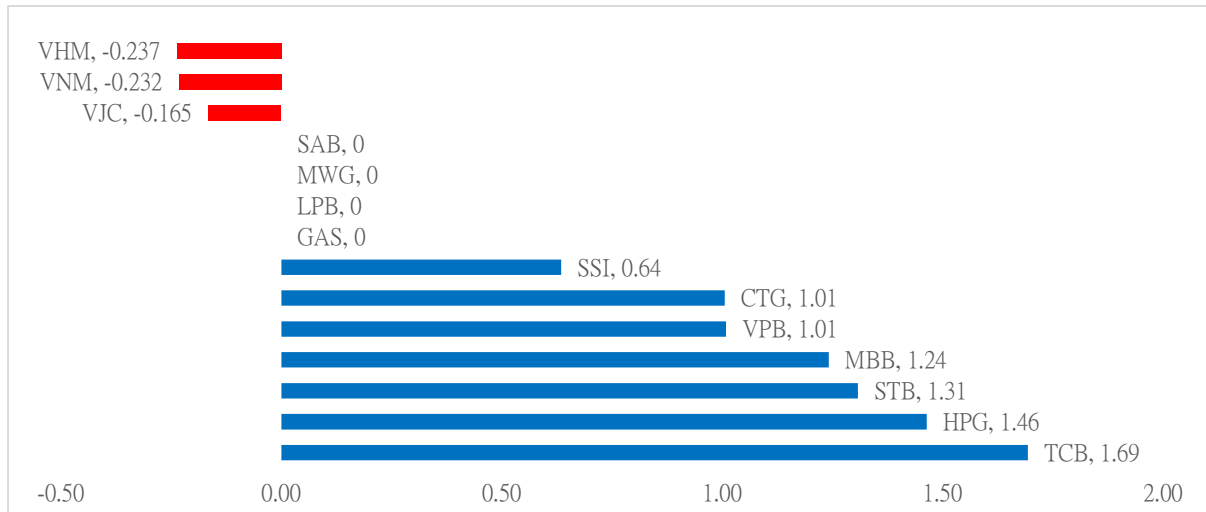


	VN30F2502-Daily	VN30F2502-1H
趨勢	上漲	下跌
支撐 1	1316	1321
支撐 2	1302	1310
阻力 1	1334	1331
阻力 2	1351	1334

### VN30-INDEX 指數走勢

VN30-Index 收盤上漲 0.89%，其中 TCB、HPG 和 STB 領漲。

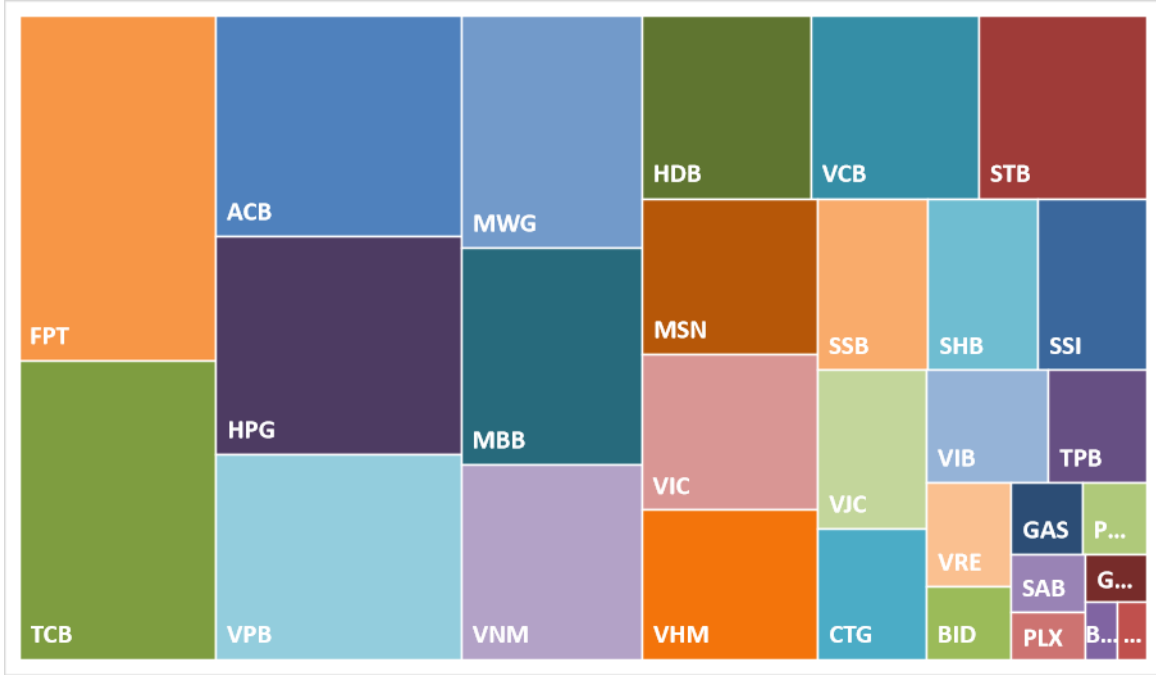
### VN30-INDEX 中最有影響力的成份股



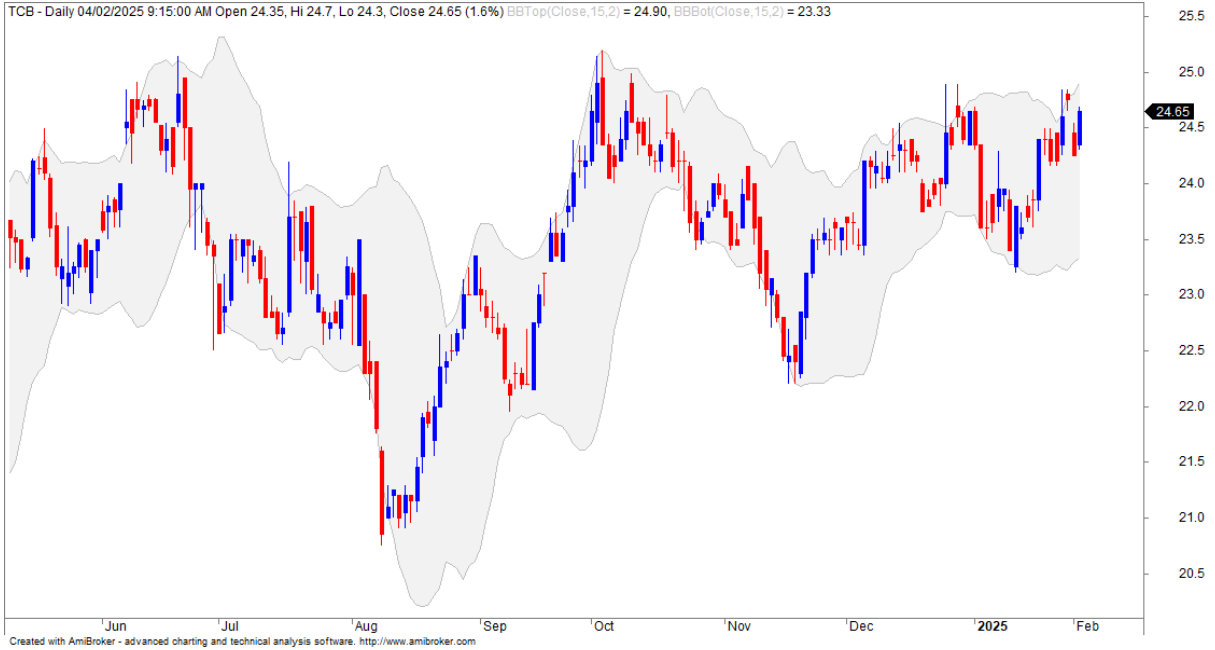


We Create Fortune

### VN30-INDEX 中的資本化



### TCB 的走勢圖





We Create Fortune

VN30-INDEX 中的成分股

股碼	公司名稱	行業	比重	收盤價	資本化	PER	PBR	3 個月平均交易量	外資持有	52 週最高	52 週最低
		單位	%	VND	Bil. VND	x	x	'000 cp	%	VND	VND
ACB	亞洲商業股份銀行	金融	7.1%	25,250	112,783	6.7	1.4	5,606	30%	26,500	22,739
BCM	工業投資開發股份公司	房地產	0.2%	70,300	72,761	34.6	3.8	254	2%	74,500	50,400
BID	越南投資與發展商業股份銀行	金融	0.8%	39,650	273,486	11.1	2.1	2,672	17%	46,860	35,537
BVH	Bao Viet 集團	金融	0.3%	51,400	38,155	18.3	1.7	674	27%	55,700	38,200
CTG	越南工商股份銀行	金融	2.2%	39,400	211,578	9.8	1.5	5,740	27%	39,750	29,950
FPT	FPT 發展投資工藝股份公司	科技	9.6%	146,200	215,070	27.2	7.2	4,146	45%	156,000	88,609
GAS	越南氣體總公司 - 股份公司	公用服務	0.5%	67,100	157,193	15.3	2.7	531	2%	84,412	66,200
GVR	越南橡膠工業集團	原材料	0.3%	29,500	118,000	34.3	2.3	2,030	0%	39,000	24,300
HDB	胡志明市發展商業股份銀行	金融	4.1%	22,600	78,988	6.2	1.5	10,590	18%	26,650	17,958
HPG	Hoa Phat (和發) 集團股份公司	原材料	6.6%	26,850	171,739	14.3	1.5	16,617	22%	29,950	24,750
MBB	軍隊貿易股份銀行	金融	5.3%	22,450	136,996	6.4	1.3	9,034	20%	22,783	18,870
MSN	Masan 集團股份公司	必需消費品	3.8%	68,600	98,671	51.8	3.3	3,748	28%	82,300	63,700
MWG	世界移動通信投資股份公司	非必需消費品	4.9%	59,600	87,104	23.4	3.1	5,328	46%	70,800	43,050
PLX	越南油氣集團	能源	0.3%	40,000	50,824	18.5	2.0	742	18%	51,700	34,500
POW	越南天然氣股份總公司	公用服務	#VALUE!	11,750	27,517	20.2	0.9	5,265	4%	15,900	10,400
SAB	西貢啤酒 - 酒精 - 飲料股份公司	必需消費品	0.5%	52,700	67,591	15.7	2.9	497	61%	69,400	52,000
SHB	西貢 - 河內股份商業銀行	金融	2.3%	10,550	38,638	4.1	0.7	9,044	3%	12,350	10,050
SSB	Dong Nam A 股份商業銀行	金融	2.6%	18,800	53,298	11.2	1.6	2,033	0%	21,128	15,050
SSI	SSI 西貢證券股份公司	金融	2.4%	25,300	49,635	17.2	2.0	13,042	#VALUE!	31,582	23,500
STB	西貢商信銀行 (sacombank)	金融	4.9%	37,300	70,319	7.0	1.4	8,677	23%	37,850	26,150
TCB	越南技商股份銀行 (Techcombank)	金融	7.9%	24,650	174,149	8.1	1.2	9,784	23%	25,250	17,200
TPB	Tien Phong 股份商業銀行	金融	1.5%	16,550	43,724	7.2	1.2	9,032	30%	18,100	13,667
VCB	越南外商貿易股份銀行	金融	3.9%	92,000	514,196	15.2	2.6	1,432	23%	100,500	85,000
VHM	Vinhomes 股份公司	房地產	2.8%	38,750	159,162	5.4	0.8	7,738	12%	48,550	34,000
VIB	越南國際股份商業銀行	金融	2.7%	20,350	60,625	8.5	1.4	7,777	5%	21,368	17,265
VIC	Vingroup 集團股份公司	房地產	3.2%	40,100	153,329	12.7	1.1	1,730	9%	49,350	39,700
VJC	Vietjet 越捷航空股份公司	工業	2.0%	98,200	53,186	37.3	3.1	654	13%	119,600	97,000
VNM	越南牛奶股份公司	必需消費品	3.5%	60,200	125,815	15.0	3.9	1,993	51%	76,200	60,000
VPB	Viet Nam Thịnh Vương (越南繁榮) 貿易股份銀行	金融	5.7%	18,750	148,761	9.4	1.0	12,512	25%	21,050	17,500
VRE	Vincom Retail 股份公司	房地產	1.0%	16,300	37,039	9.0	0.9	5,625	19%	28,750	16,100



We Create Fortune

## 聯繫方式

### 個人研究分析部

電話號碼: +84 28 3622 6868 分機碼: 3826

電子郵件: [research.re@yuanta.com.vn](mailto:research.re@yuanta.com.vn)

## Appendix A: Important Disclosures

### Analyst Certification

Each research analyst primarily responsible for the content of this research report, in whole or in part, certifies that with respect to each security or issuer that the analyst covered in this report: (1) all of the views expressed accurately reflect his or her personal views about those securities or issuers; and (2) no part of his or her compensation was, is, or will be, directly or indirectly, related to the specific recommendations or views expressed by that research analyst in the research report.

### Ratings Definitions

**BUY:** We have a positive outlook on the stock based on our expected absolute or relative return over the investment period. Our thesis is based on our analysis of the company's outlook, financial performance, catalysts, valuation and risk profile. We recommend investors add to their position.

**HOLD-Outperform:** In our view, the stock's fundamentals are relatively more attractive than peers at the current price. Our thesis is based on our analysis of the company's outlook, financial performance, catalysts, valuation and risk profile.

**HOLD-Underperform:** In our view, the stock's fundamentals are relatively less attractive than peers at the current price. Our thesis is based on our analysis of the company's outlook, financial performance, catalysts, valuation and risk profile.

**SELL:** We have a negative outlook on the stock based on our expected absolute or relative return over the investment period. Our thesis is based on our analysis of the company's outlook, financial performance, catalysts, valuation and risk profile. We recommend investors reduce their position.

**Under Review:** We actively follow the company, although our estimates, rating and target price are under review.

**Restricted:** The rating and target price have been suspended temporarily to comply with applicable regulations and/or Yuanta policies.

Note: Yuanta research coverage with a Target Price is based on an investment period of 12 months. Greater China Discovery Series coverage does not have a formal 12 month Target Price and the recommendation is based on an investment period specified by the analyst in the report.

### Global Disclaimer

© 2018 Yuanta. All rights reserved. The information in this report has been compiled from sources we believe to be reliable, but we do not hold ourselves responsible for its completeness or accuracy. It is not an offer to sell or solicitation of an offer to buy any securities. All opinions and estimates included in this report constitute our judgment as of this date and are subject to change without notice.

This report provides general information only. Neither the information nor any opinion expressed herein constitutes an offer or invitation to make an offer to buy or sell securities or other investments. This material is prepared for general circulation to clients and is not intended to provide tailored investment advice and does not take into account the individual financial situation and objectives of any specific person who may receive this report. Investors should seek financial advice regarding the appropriateness of investing in any securities, investments or investment strategies discussed or recommended in this report. The information contained in this report has been compiled from sources believed to be reliable but no representation or warranty, express or implied, is made as to its accuracy, completeness or correctness. This report is not (and should not be construed as) a solicitation to act as securities broker or dealer in any jurisdiction by any person or company that is not legally permitted to carry on such business in that jurisdiction.

Yuanta research is distributed in the United States only to Major U.S. Institutional Investors (as defined in Rule 15a-6 under the Securities Exchange Act of 1934, as amended and SEC staff interpretations thereof). All transactions by a US person in the securities mentioned in this report must be effected through a registered broker-dealer under Section 15 of the Securities Exchange Act of 1934, as amended. Yuanta research is distributed in Taiwan by Yuanta Securities Investment Consulting. Yuanta research is distributed in Hong Kong by Yuanta Securities (Hong Kong) Co. Limited, which is licensed in Hong Kong by the Securities and Futures Commission for regulated activities, including Type 4 regulated activity (advising on securities). In Hong Kong, this research report may not be redistributed, retransmitted or disclosed, in whole or in part or any form or manner, without the express written consent of Yuanta Securities (Hong Kong) Co. Limited.