

市場重新復甦

2025/02/11

合約走勢					
	收盤	+/-	交易量	到期日	剩餘時間
單位	點數	點數	合約	日期	日
VN30F2203	1330.5	-12.8	185,266	20/02	12
VN30F2204	1334.1	-10.9	1025	20/03	40
VN30F2206	1339.2	-12.7	132	19/06	131
VN30F2209	1338.9	-15.5	105	18/09	222

源自 Bloomberg - YSVN

合約更改交易量和持倉量				
	交易量	+/-	OI	+/-
單位	合約	%		%
VN30F2203	185,266	8.9%	36,776	
VN30F2204	1,025	101.8%	1025	
VN30F2206	132	0.8%	739	
VN30F2209	105	7.1%	105	

源自：Bloomberg - YSVN

合約的基差變動			
	基差	前一盤	+/-
單位	點數	點數	點數
VN30F2203	-0.4	2.5	-2.9
VN30F2204	3.2	2.5	0.7
VN30F2206	8.3	11.1	-2.8
VN30F2209	8.0	13.6	-5.6

源自：Bloomberg - YSVN

Pham Tan Phat
高級分析專員
Email: phat.pham@yuanta.com.vn
Phone: (084) 28 3622 6868 ext 3880

合約走勢

- 期貨市場從盤初開始下跌至 1,325 點左右的最低水平，隨後復甦。VN30F1M 的基差在長期維持先前溢價後首次回歸負值狀態。
- VN30F2502 合約的成交量增加 9%，合約的 OI 在連續第二個交易日減少。

VN30F1M 的評估

- VN30F2502 下跌，但從 2025 年 2 月初至今，價格走勢圖仍處於橫盤狀態。1321-1328 點區域對應 2 個重要的斐波那契水平將支撐價格。三角形價格結構也支持上漲趨勢中的調整情境。
- VN30F2502 在日線圖上的短期趨勢維持上漲趨勢。

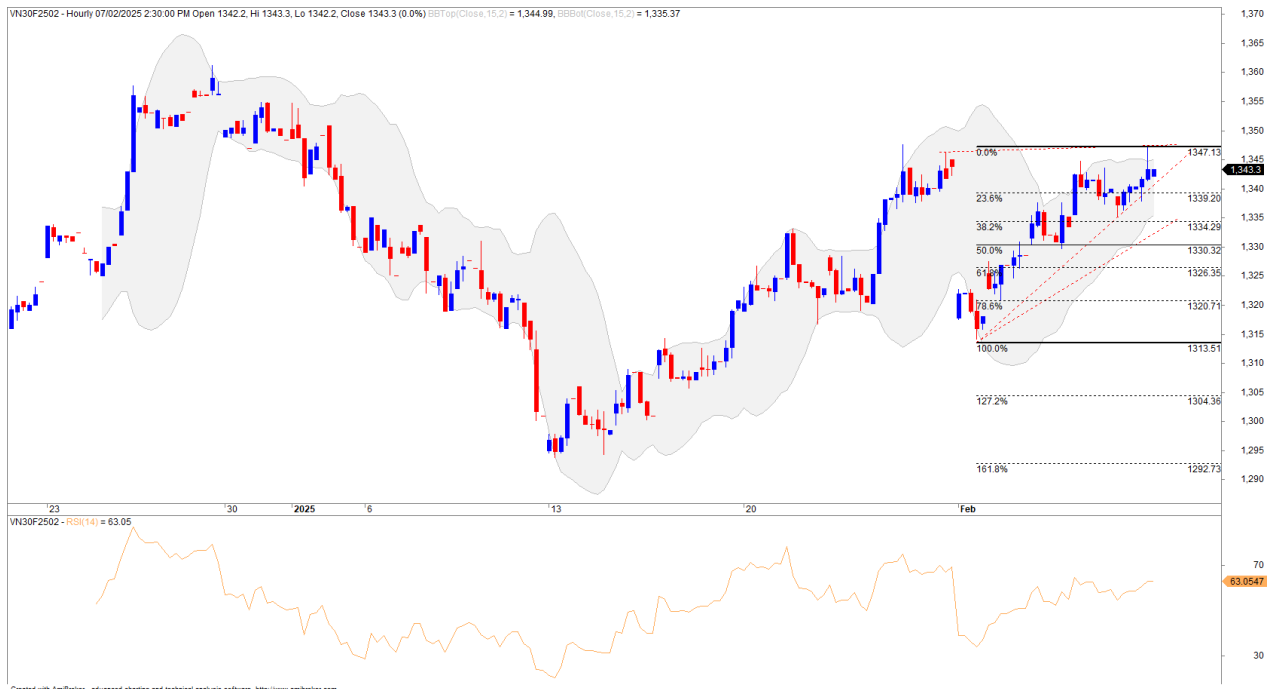
投資策略

當天策略 (Intraday)	投資者可以考慮在 1328 點或 1322 點以上附近開設多頭，停損於 1320 點。 價格突破 1319 點或價格上漲至 1340 點時可以考慮開設空頭，停損於 1343 點。
主要短期 趨勢策略 (Daily)	投資者持續觀察倉位，並等待具體的入場點。



We Create Fortune

VN30F1M 合約走勢圖

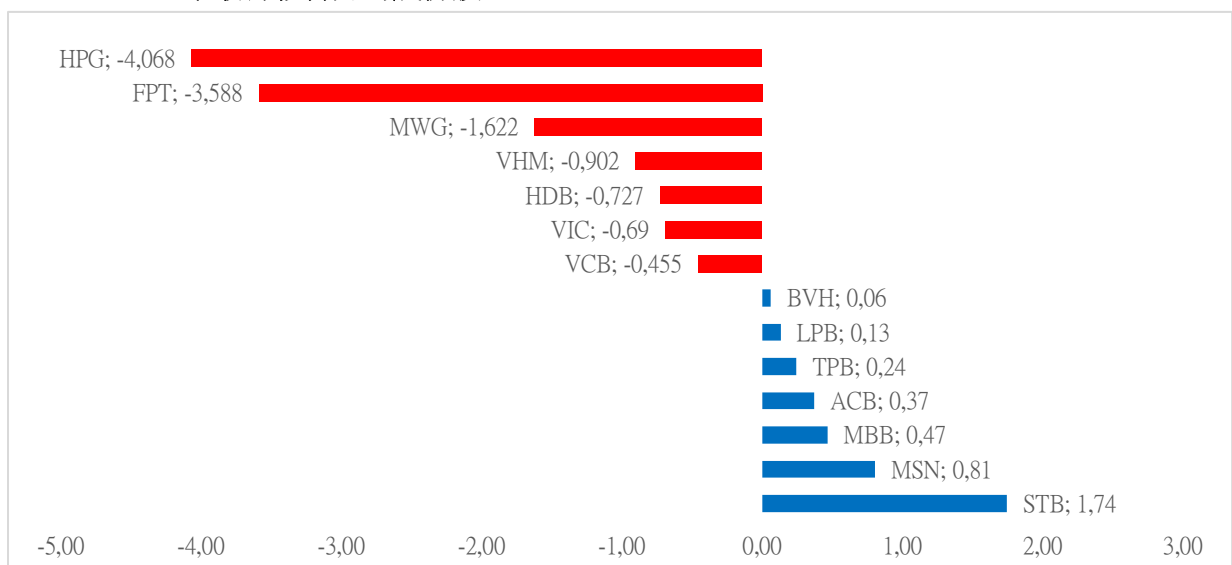


	VN30F2502-Daily	VN30F2502-1H
趨勢	上漲	下跌
支撐 1	1316	1328
支撐 2	1302	1321
阻力 1	1352	1342
阻力 2	1365	1348

VN30-INDEX 指數走勢

VN30-Index 收盤下跌 0.74%，其中 HPG、FPT 和 MWG 導致 VN30-Index 錄得跌幅最大。

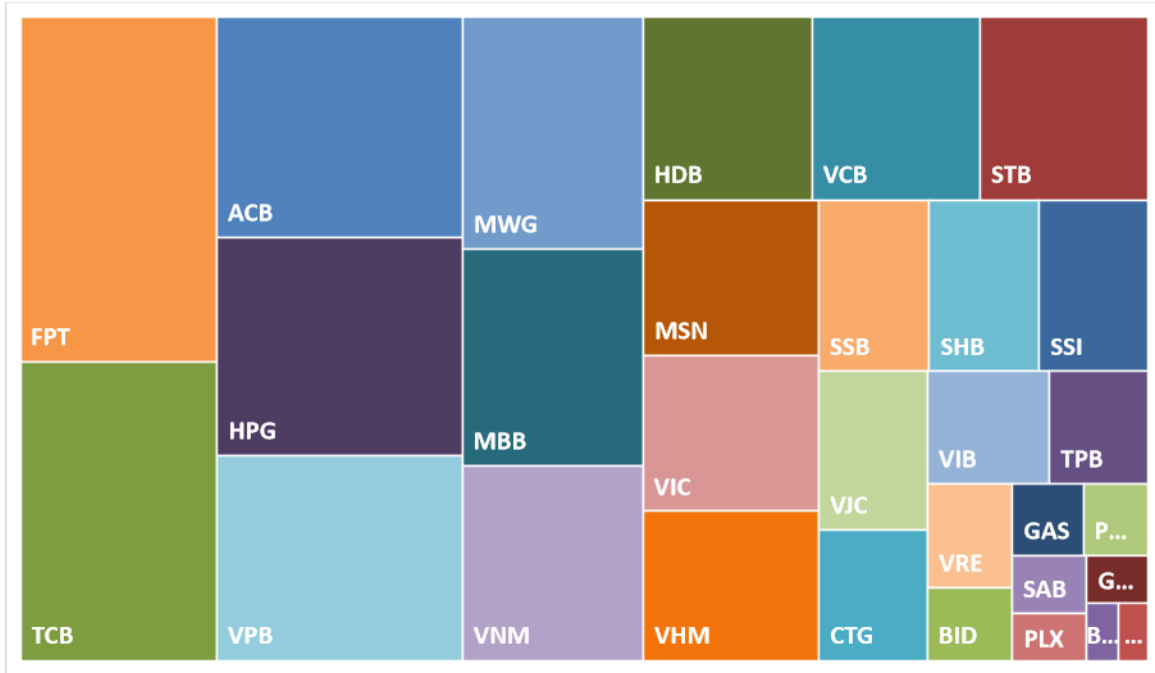
VN30-INDEX 中最有影響力的成份股



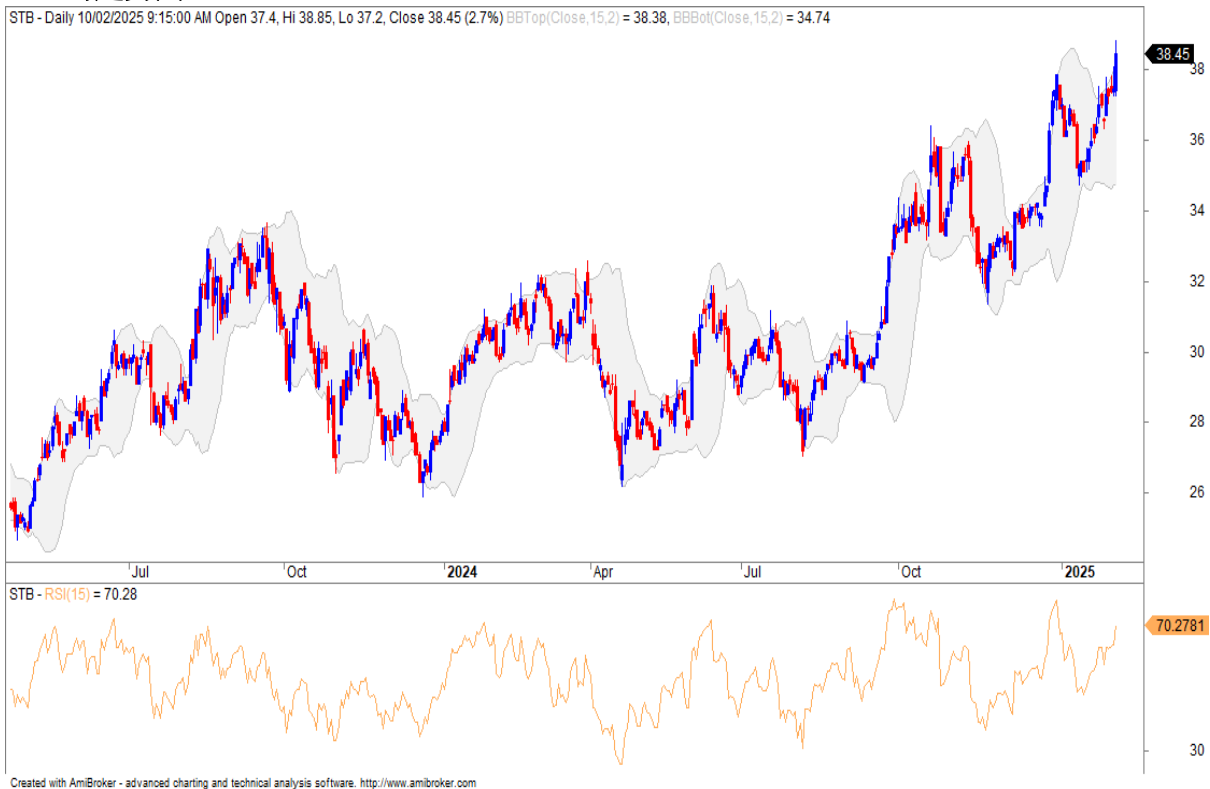


We Create **Fortune**

VN30-INDEX 中的資本化



STB 的走勢圖





We Create Fortune

VN30-INDEX 中的成分股

股碼	公司名稱	行業	比重	收盤價	資本化	PER	PBR	3 個月平均交易量	外資持有	52 週最高	52 週最低
		單位	%	VND	Bil. VND	x	x	'000 cp	%	VND	VND
BID	越南投資與發展商業股份銀行	金融	7.2%	25,800	115,240	6.9	1.4	5,668	30%	26,500	23,000
KDH	Khang Dien 房屋貿易投資股份公司	房地產	0.2%	70,900	73,382	34.9	3.8	256	2%	74,500	50,400
CTG	越南工商股份銀行	金融	0.8%	40,350	278,315	11.3	2.0	2,856	17%	46,860	35,537
ACB	亞洲商業股份銀行	金融	0.3%	52,900	39,269	18.8	1.7	691	27%	55,700	38,200
PLX	越南油氣集團	能源	2.3%	40,300	216,411	10.0	1.5	6,136	27%	41,200	29,950
BVH	Bao Viet 集團	金融	9.3%	142,000	208,892	26.4	7.0	4,264	45%	156,000	89,826
FPT	FPT 發展投資工藝股份公司	科技	0.5%	67,300	157,662	15.3	2.6	537	2%	84,412	66,200
GAS	越南氣體總公司 - 股份公司	公用服務	0.3%	28,800	115,200	27.3	2.2	1,939	0%	39,000	24,750
POW	越南天然氣股份總公司	公用服務	4.1%	22,600	78,988	6.2	1.4	10,616	18%	26,650	17,958
HDB	胡志明市發展商業股份銀行	金融	6.2%	25,400	162,465	13.5	1.4	16,516	22%	29,950	24,750
HPG	Hoa Phat (和發) 集團股份公司	原材料	5.3%	22,900	139,742	6.1	1.2	9,125	23%	23,250	18,870
MBB	軍隊貿易股份銀行	金融	3.8%	68,800	98,959	51.9	3.3	3,593	28%	82,300	63,700
MSN	Masan 集團股份公司	必需消費品	4.7%	57,400	83,889	22.5	3.0	5,199	46%	70,800	43,050
MWG	世界移動通信投資股份公司	非必需消費品	0.3%	40,400	51,332	18.7	2.0	743	18%	51,700	34,550
NVL	Nova 房地產投資集團股份公司	房地產	#VALUE!	11,800	27,634	20.3	0.9	5,286	4%	15,900	10,400
PNJ	Phu Nhuan (富潤) 珠寶股份公司	非必需消費品	0.5%	52,200	66,950	15.6	2.9	501	61%	69,400	52,000
GVR	越南橡膠工業集團	原材料	2.3%	10,550	38,638	4.1	0.7	9,346	3%	12,350	10,050
PDR	Phat Dat 開發房地產股份公司	房地產	2.6%	18,700	53,015	11.2	1.6	2,044	0%	21,128	15,050
TPB	Tien Phong 股份商業銀行	金融	2.4%	24,900	48,851	16.9	1.9	13,076	#VALUE!	31,582	23,500
SAB	西貢啤酒 - 酒精 - 飲料股份公司	必需消費品	5.0%	38,450	72,487	7.2	1.3	8,748	23%	38,850	26,150
SSI	SSI 西貢證券股份公司	金融	8.2%	25,750	181,920	8.4	1.3	10,387	23%	26,250	18,725
STB	西貢商信銀行 (sacombank)	金融	1.5%	16,750	44,253	7.3	1.2	8,727	30%	18,100	13,667
TCB	越南技商股份銀行 (Techcombank)	金融	3.9%	92,200	515,314	15.2	2.6	1,432	23%	100,500	85,000
VCB	越南外商貿易股份銀行	金融	2.7%	37,800	155,260	5.3	0.8	7,049	12%	48,550	34,000
VHM	Vinhomes 股份公司	房地產	2.8%	20,500	61,072	8.6	1.5	7,660	5%	21,368	17,265
VIC	Vingroup 集團股份公司	房地產	3.2%	40,000	152,946	12.7	1.1	1,724	9%	49,350	39,700
VJC	Vietjet 越捷航空股份公司	工業	2.0%	96,800	52,428	36.8	3.1	641	13%	119,600	96,700
VNM	越南牛奶股份公司	必需消費品	3.5%	60,600	126,651	15.1	3.9	2,126	51%	76,200	60,000
VPB	Viet Nam Thịnh Vuong (越南繁榮) 貿易股份銀行	金融	5.7%	18,850	149,554	9.5	1.1	12,090	25%	21,050	17,500
VRE	Vincom Retail 股份公司	房地產	1.0%	16,600	37,720	9.2	0.9	5,818	19%	28,750	16,100



We Create Fortune

元大證券（越南）公司

個人客戶分析部

Nguyễn Thế Minh

研究分析經理

+84 28 3622 6868 ext 3826

minh.nguyen@yuanta.com.vn

Lý Thị Hiền

研究分析主管

+84 28 3622 6868 ext 3908

hien.ly@yuanta.com.vn

Quách Đức Khánh

高級分析專員

+84 28 3622 6868 ext 3833

khanh.quach@yuanta.com.vn

Khổng Hữu Hiệp

高級分析專員

+84 28 3622 6868 ext 3912

hiep.khong@yuanta.com.vn

Nguyễn Trịnh Ngọc Hồng

高級分析專員

+84 28 3622 6868 ext 3832

hong.nguyen@yuanta.com.vn

Phạm Tấn Phát

高級分析專員

+84 28 3622 6868 ext 3880

phat.pham@yuanta.com.vn

個人客戶業務部

Nguyễn Thanh Tùng

總公司業務經理

+84 28 3622 6868 ext 3609

tung.nguyen@yuanta.com.vn

Phạm Đắc Thành

北部區域經理

+84 28 3622 6868 ext 3416

thanh.pham@yuanta.com.vn

Nguyễn Mạnh Hoạt

南部區域經理（胡志明市）

+84 28 3622 6868 ext 3847

hoat.nguyen@yuanta.com.vn

Lương Kỳ Ty

堤岸分行經理

+84 28 3622 6868 ext 3653

ty.luong@yuanta.com.vn

Bùi Quốc Phong

同奈分行經理

+84 28 3622 6868 ext 3701

phong.bui@yuanta.com.vn

Võ Thị Thu Thủy

平陽分行經理

+84 28 3622 6868 ext 3505

thuy.vo@yuanta.com.vn

Nguyễn Việt Quang

河內分行經理

+84 28 3622 6868 ext 3404

quang.nguyen@yuanta.com.vn

Võ Đình Tuấn

峴港分行經理

+84 28 3622 6868 ext 3301

tuan.vo@yuanta.com.vn

Đinh Thị Thu Cúc

頭頓分行經理

+84 28 3622 6868 ext 3203

cuc.dinh@yuanta.com.vn



We Create **Fortune**

Appendix A: Important Disclosures

Analyst Certification

Each research analyst primarily responsible for the content of this research report, in whole or in part, certifies that with respect to each security or issuer that the analyst covered in this report: (1) all of the views expressed accurately reflect his or her personal views about those securities or issuers; and (2) no part of his or her compensation was, is, or will be, directly or indirectly, related to the specific recommendations or views expressed by that research analyst in the research report.

Ratings Definitions

BUY: We have a positive outlook on the stock based on our expected absolute or relative return over the investment period. Our thesis is based on our analysis of the company's outlook, financial performance, catalysts, valuation and risk profile. We recommend investors add to their position.

HOLD-Outperform: In our view, the stock's fundamentals are relatively more attractive than peers at the current price. Our thesis is based on our analysis of the company's outlook, financial performance, catalysts, valuation and risk profile.

HOLD-Underperform: In our view, the stock's fundamentals are relatively less attractive than peers at the current price. Our thesis is based on our analysis of the company's outlook, financial performance, catalysts, valuation and risk profile.

SELL: We have a negative outlook on the stock based on our expected absolute or relative return over the investment period. Our thesis is based on our analysis of the company's outlook, financial performance, catalysts, valuation and risk profile. We recommend investors reduce their position.

Under Review: We actively follow the company, although our estimates, rating and target price are under review.

Restricted: The rating and target price have been suspended temporarily to comply with applicable regulations and/or Yuanta policies.

Note: Yuanta research coverage with a Target Price is based on an investment period of 12 months. Greater China Discovery Series coverage does not have a formal 12 months Target Price and the recommendation is based on an investment period specified by the analyst in the report.

Global Disclaimer

© 2020 Yuanta. All rights reserved. The information in this report has been compiled from sources we believe to be reliable, but we do not hold ourselves responsible for its completeness or accuracy. It is not an offer to sell or solicitation of an offer to buy any securities. All opinions and estimates included in this report constitute our judgment as of this date and are subject to change without notice.

This report provides general information only. Neither the information nor any opinion expressed herein constitutes an offer or invitation to make an offer to buy or sell securities or other investments. This material is prepared for general circulation to clients and is not intended to provide tailored investment advice and does not take into account the individual financial situation and objectives of any specific person who may receive this report. Investors should seek financial advice regarding the appropriateness of investing in any securities, investments or investment strategies discussed or recommended in this report. The information contained in this report has been compiled from sources believed to be reliable but no representation or warranty, express or implied, is made as to its accuracy, completeness or correctness. This report is not (and should not be construed as) a solicitation to act as securities broker or dealer in any jurisdiction by any person or company that is not legally permitted to carry on such business in that jurisdiction.

Yuanta research is distributed in the United States only to Major U.S. Institutional Investors (as defined in Rule 15a-6 under the Securities Exchange Act of 1934, as amended and SEC staff interpretations thereof). All transactions by a US person in the securities mentioned in this report must be effected through a registered broker-dealer under Section 15 of the Securities Exchange Act of 1934, as amended. Yuanta research is distributed in Taiwan by Yuanta Securities Investment Consulting. Yuanta research is distributed in Hong Kong by Yuanta Securities (Hong Kong) Co. Limited, which is licensed in Hong Kong by the Securities and Futures Commission for regulated activities, including Type 4 regulated activity (advising on securities). In Hong Kong, this research report may not be redistributed, retransmitted or disclosed, in whole or in part or any form or manner, without the express written consent of Yuanta Securities (Hong Kong) Co. Limited.