

市場等待明顯的訊號

2025/02/13

合約走勢					
	收盤	+/-	交易量	到期日	剩餘時間
單位	點數	點數	合約	日期	日
VN30F2203	1329.5	-4.6	139,180	20/02	10
VN30F2204	1334.1	-1.3	1166	20/03	38
VN30F2206	1338.0	-2.0	87	19/06	129
VN30F2209	1339.1	0.3	94	18/09	220

源自 Bloomberg - YSVN

合約更改交易量和持倉量				
	交易量	+/-	OI	+/-
單位	合約	%		%
VN30F2203	139,180	-3.1%	33,214	
VN30F2204	1,166	64.9%	1166	
VN30F2206	87	-8.4%	754	
VN30F2209	94	261.5%	94	

源自：Bloomberg - YSVN

合約的基差變動			
	基差	前一盤	+/-
單位	點數	點數	點數
VN30F2203	-6.2	-4.3	-1.9
VN30F2204	-1.6	-4.3	2.7
VN30F2206	2.3	1.6	0.7
VN30F2209	3.4	0.4	3.0

源自：Bloomberg - YSVN

合約走勢

- 期貨市場處於漲跌交替的走勢，則在當日再度下跌，基差的折現幅度持續擴大。具體而言，VN30F1M 的基差達到 -6.2 個點，而前一交易日為 -4.3 個點。
- VN30F2502 合約的成交量微有減少，合約持股量小幅增加超過 33,000 份。

VN30F1M 的評估

- VN30F2502 再次從 1340 的技術阻力位下跌，2025 年 2 月 10 日交易日的下跌缺口與舊頂部在此匯合。然而，價格需要突破 1325 點附近的支撐位才確認上漲趨勢的結束，以否定目前的上漲累積模式（三角形或上漲楔形）。因此，價格走勢可能在未來的幾個交易日確認明顯的趨勢。
- VN30F2502 在日線圖上的短期趨勢仍上漲。

投資策略

當天策略 (Intraday)	投資者可以考慮價格突破 1325 點後復甦時開設空頭，停損於 1336 點。 相反，當價格突破 1338 點時開設多頭，目標為 1344 點，停損於 1336 點。
主要短期 趨勢策略 (Daily)	投資者持續觀察倉位，並等待具體的入場點。

Pham Tan Phat

高級分析專員

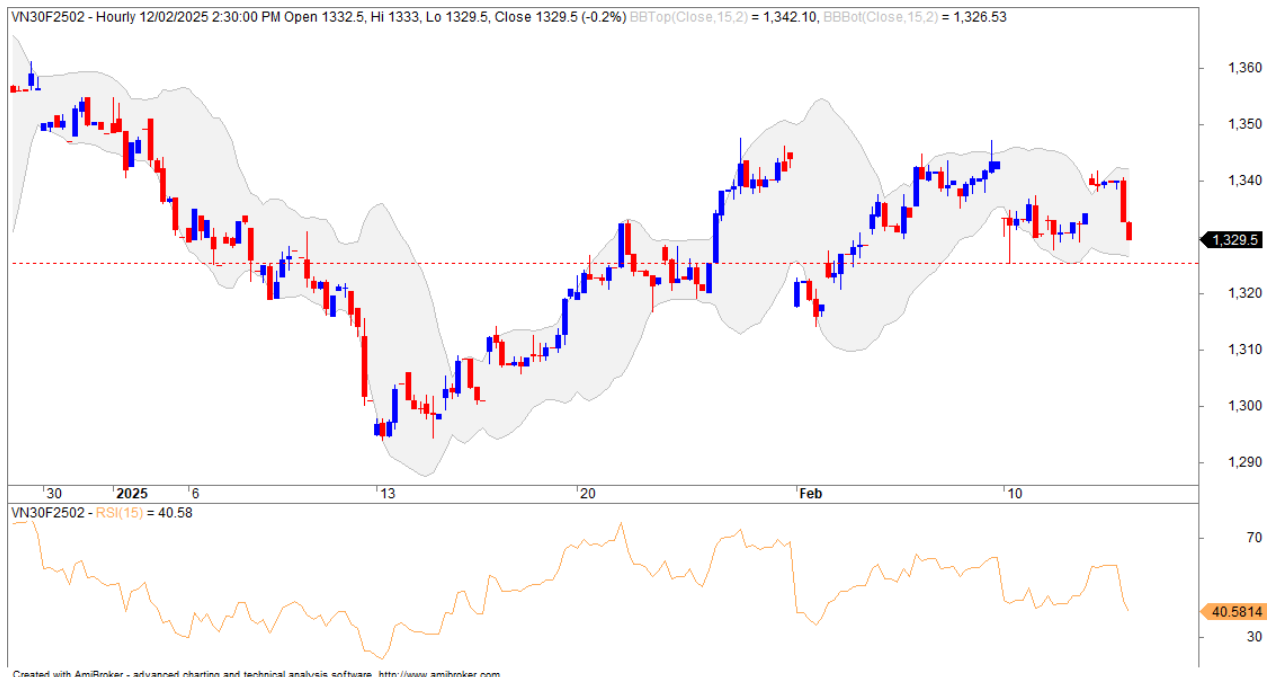
Email: phat.pham@yuanta.com.vn

Phone: (084) 28 3622 6868 ext 3880



We Create Fortune

VN30F1M 合約走勢圖



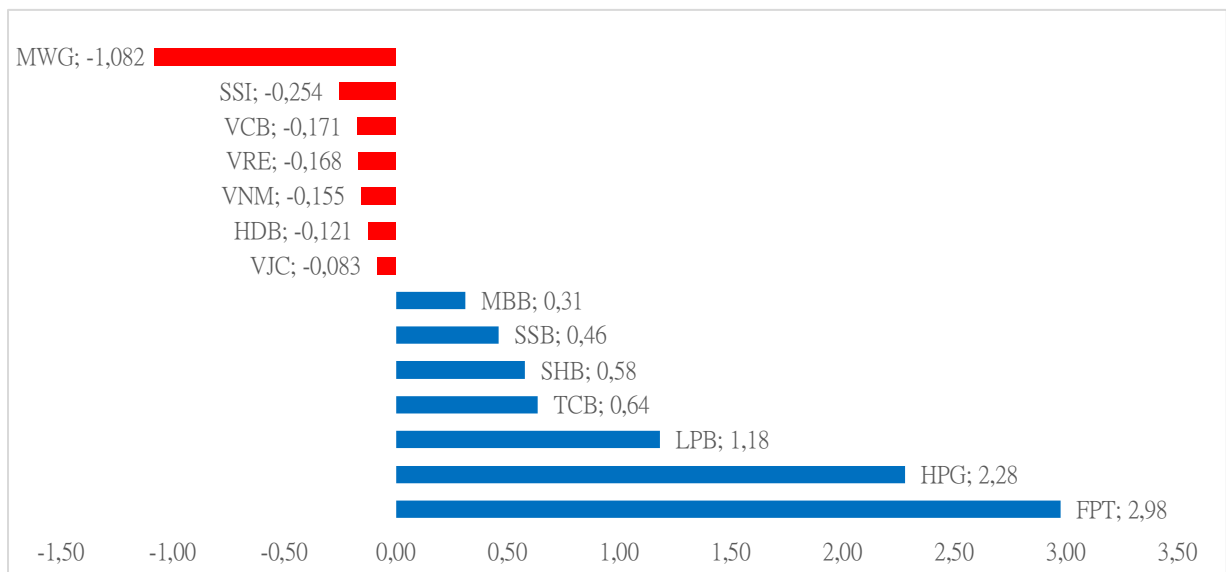
Created with AmiBroker - advanced charting and technical analysis software. <http://www.amibroker.com>

	VN30F2502-Daily	VN30F2502-1H
趨勢	上漲	下跌
支撐 1	1316	1326
支撐 2	1302	1321
阻力 1	1352	1336
阻力 2	1365	1342

VN30-INDEX 指數走勢

VN30-Index 收盤下跌 0.2%，其中 MWG、SSI 和 VCB 導致 VN30-Index 的跌幅最大。

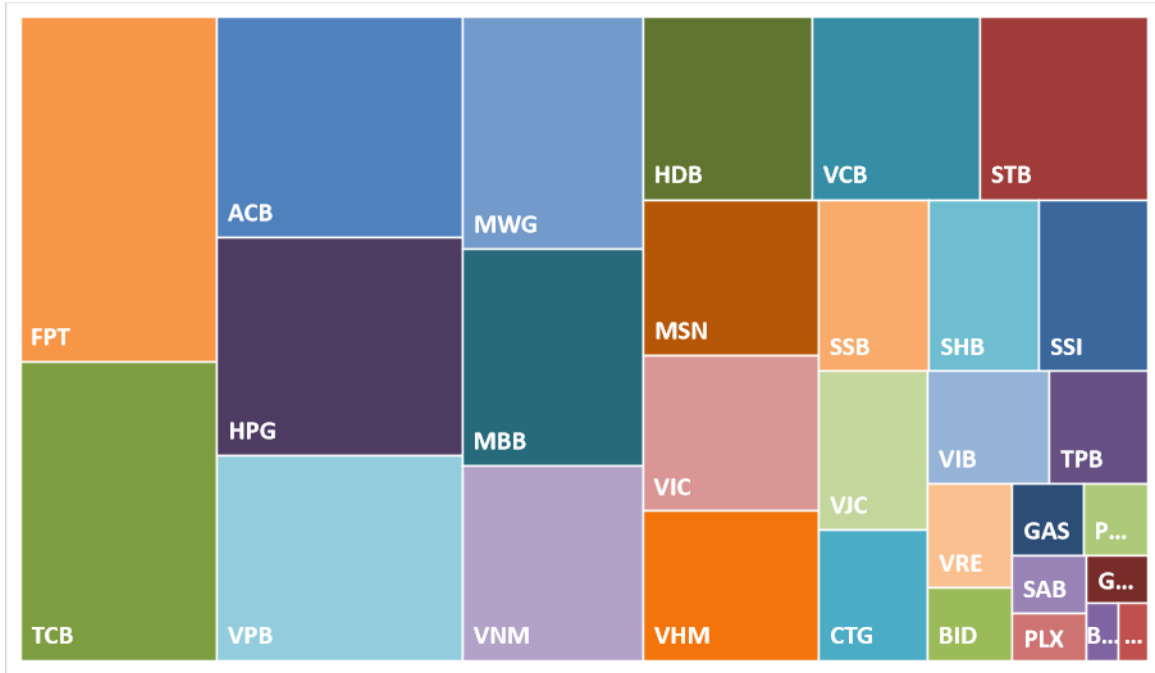
VN30-INDEX 中最有影響力的成份股



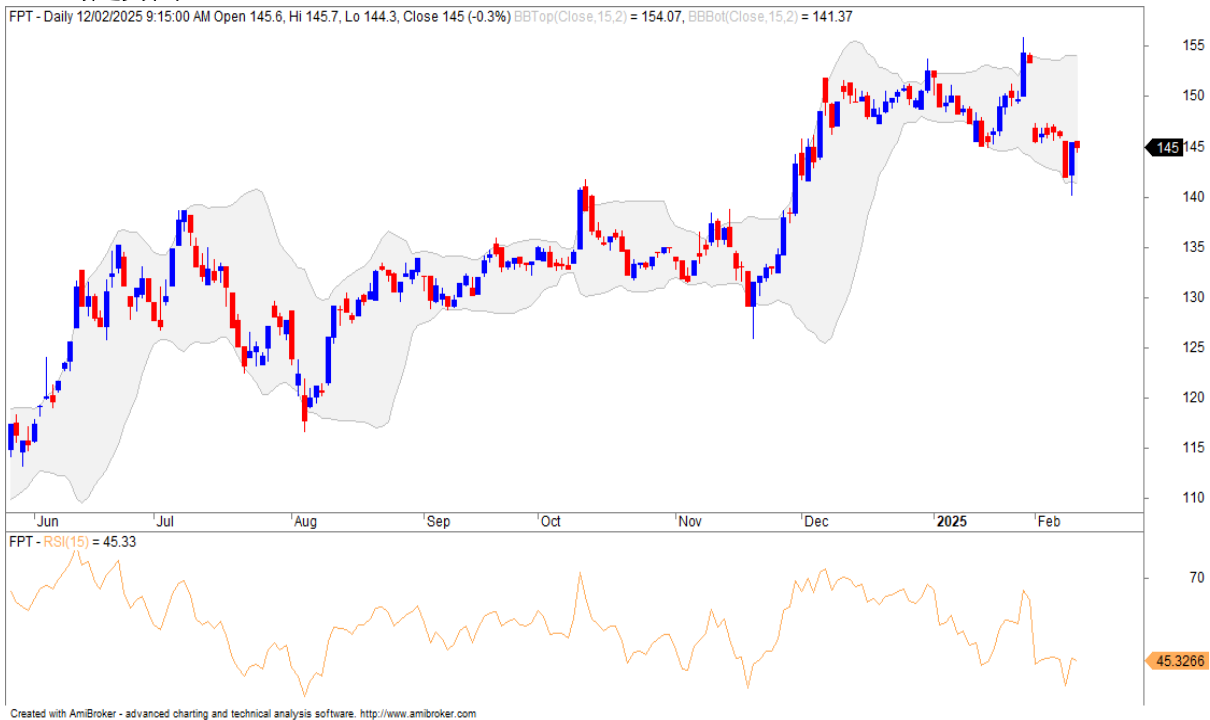


We Create **Fortune**

VN30-INDEX 中的資本化



FPT 的走勢圖





We Create Fortune

VN30-INDEX 中的成分股

股碼	公司名稱	行業	比重	收盤價	資本化	PER	PBR	3 個月平均交易量	外資持有	52 週最高	52 週最低
		單位	%	VND	Bil. VND	x	x	'000 cp	%	VND	VND
BID	越南投資與發展商業股份銀行	金融	7.2%	25,850	115,463	6.9	1.4	5,779	30%	26,500	23,000
KDH	Khang Dien 房屋貿易投資股份公司	房地產	0.2%	70,100	72,554	34.5	3.7	259	2%	74,500	50,400
CTG	越南工商股份銀行	金融	0.8%	40,450	279,004	11.3	2.0	2,901	17%	46,860	35,537
ACB	亞洲商業股份銀行	金融	0.3%	52,700	39,120	18.8	1.7	701	27%	55,700	38,200
PLX	越南油氣集團	能源	2.3%	40,700	218,559	10.1	1.6	6,251	27%	41,200	29,950
BVH	Bao Viet 集團	金融	9.5%	145,400	213,893	27.1	7.2	4,370	45%	156,000	89,826
FPT	FPT 發展投資工藝股份公司	科技	0.5%	67,000	156,959	15.2	2.6	545	2%	84,412	66,200
GAS	越南氣體總公司 - 股份公司	公用服務	0.3%	28,900	115,600	27.4	2.2	1,893	0%	39,000	24,750
POW	越南天然氣股份總公司	公用服務	4.1%	22,550	78,814	6.1	1.4	10,660	18%	26,650	17,958
HDB	胡志明市發展商業股份銀行	金融	6.3%	26,100	166,942	13.9	1.5	17,131	22%	29,950	24,750
HPG	Hoa Phat (和發) 集團股份公司	原材料	5.3%	23,000	140,352	6.2	1.3	9,361	23%	23,250	18,870
MBB	軍隊貿易股份銀行	金融	3.8%	68,700	98,815	51.8	3.3	3,564	28%	82,300	63,700
MSN	Masan 集團股份公司	必需消費品	4.6%	56,400	82,428	22.2	3.0	5,219	46%	70,800	43,050
MWG	世界移動通信投資股份公司	非必需消費品	0.3%	41,200	52,348	19.1	2.0	769	18%	51,700	34,550
NVL	Nova 房地產投資集團股份公司	房地產	7.3%	37,000	110,529	11.4	2.6	2,658	1%	37,050	13,527
PNJ	Phu Nhuan (富潤) 珠寶股份公司	非必需消費品	0.5%	51,600	66,180	15.4	2.8	506	61%	69,400	51,500
GVR	越南橡膠工業集團	原材料	2.3%	10,750	39,371	4.3	0.7	9,488	3%	12,350	10,050
PDR	Phat Dat 開發房地產股份公司	房地產	2.6%	18,950	53,723	11.3	1.5	2,064	0%	21,128	15,050
TPB	Tien Phong 股份商業銀行	金融	2.3%	24,700	48,458	16.8	1.9	13,330	#VALUE!	31,582	23,500
SAB	西貢啤酒 - 酒精 - 飲料股份公司	必需消費品	5.0%	38,500	72,581	7.2	1.3	8,952	23%	38,850	26,150
SSI	SSI 西貢證券股份公司	金融	8.2%	25,900	182,980	8.5	1.3	10,567	23%	26,250	18,725
STB	西貢商信銀行 (sacombank)	金融	1.6%	17,000	44,913	7.4	1.2	8,909	30%	18,100	13,667
TCB	越南技商股份銀行 (Techcombank)	金融	3.9%	91,900	513,637	15.2	2.6	1,448	23%	100,500	85,000
VCB	越南外商貿易股份銀行	金融	2.7%	37,750	155,055	5.3	0.8	6,622	12%	48,550	34,000
VHM	Vinhomes 股份公司	房地產	2.8%	20,650	61,519	8.6	1.5	7,742	5%	21,368	17,265
VIC	Vingroup 集團股份公司	房地產	3.2%	39,950	152,755	12.7	1.1	1,722	9%	49,350	39,700
VJC	Vietjet 越捷航空股份公司	工業	2.0%	96,500	52,265	36.7	3.1	637	13%	119,600	95,100
VNM	越南牛奶股份公司	必需消費品	3.5%	60,400	126,233	15.0	3.9	2,159	51%	76,200	60,000
VPB	Viet Nam Thịnh Vuong (越南繁榮) 貿易股份銀行	金融	5.7%	18,900	149,951	9.5	1.1	11,886	25%	21,050	17,500
VRE	Vincom Retail 股份公司	房地產	1.0%	16,400	37,266	9.1	0.9	5,884	19%	28,750	16,100



We Create Fortune

元大證券（越南）公司

個人客戶分析部

Nguyễn Thế Minh

研究分析經理

+84 28 3622 6868 ext 3826

minh.nguyen@yuanta.com.vn

Lý Thị Hiền

研究分析主管

+84 28 3622 6868 ext 3908

hien.ly@yuanta.com.vn

Quách Đức Khánh

高級分析專員

+84 28 3622 6868 ext 3833

khanh.quach@yuanta.com.vn

Khổng Hữu Hiệp

高級分析專員

+84 28 3622 6868 ext 3912

hiep.khong@yuanta.com.vn

Nguyễn Trịnh Ngọc Hồng

高級分析專員

+84 28 3622 6868 ext 3832

hong.nguyen@yuanta.com.vn

Phạm Tấn Phát

高級分析專員

+84 28 3622 6868 ext 3880

phat.pham@yuanta.com.vn

個人客戶業務部

Nguyễn Thanh Tùng

總公司業務經理

+84 28 3622 6868 ext 3609

tung.nguyen@yuanta.com.vn

Phạm Đắc Thành

北部區域經理

+84 28 3622 6868 ext 3416

thanh.pham@yuanta.com.vn

Nguyễn Mạnh Hoạt

南部區域經理（胡志明市）

+84 28 3622 6868 ext 3847

hoat.nguyen@yuanta.com.vn

Lương Kỳ Ty

堤岸分行經理

+84 28 3622 6868 ext 3653

ty.luong@yuanta.com.vn

Bùi Quốc Phong

同奈分行經理

+84 28 3622 6868 ext 3701

phong.bui@yuanta.com.vn

Võ Thị Thu Thủy

平陽分行經理

+84 28 3622 6868 ext 3505

thuy.vo@yuanta.com.vn

Nguyễn Việt Quang

河內分行經理

+84 28 3622 6868 ext 3404

quang.nguyen@yuanta.com.vn

Võ Đình Tuấn

峴港分行經理

+84 28 3622 6868 ext 3301

tuan.vo@yuanta.com.vn

Đinh Thị Thu Cúc

頭頓分行經理

+84 28 3622 6868 ext 3203

cuc.dinh@yuanta.com.vn



We Create **Fortune**

Appendix A: Important Disclosures

Analyst Certification

Each research analyst primarily responsible for the content of this research report, in whole or in part, certifies that with respect to each security or issuer that the analyst covered in this report: (1) all of the views expressed accurately reflect his or her personal views about those securities or issuers; and (2) no part of his or her compensation was, is, or will be, directly or indirectly, related to the specific recommendations or views expressed by that research analyst in the research report.

Ratings Definitions

BUY: We have a positive outlook on the stock based on our expected absolute or relative return over the investment period. Our thesis is based on our analysis of the company's outlook, financial performance, catalysts, valuation and risk profile. We recommend investors add to their position.

HOLD-Outperform: In our view, the stock's fundamentals are relatively more attractive than peers at the current price. Our thesis is based on our analysis of the company's outlook, financial performance, catalysts, valuation and risk profile.

HOLD-Underperform: In our view, the stock's fundamentals are relatively less attractive than peers at the current price. Our thesis is based on our analysis of the company's outlook, financial performance, catalysts, valuation and risk profile.

SELL: We have a negative outlook on the stock based on our expected absolute or relative return over the investment period. Our thesis is based on our analysis of the company's outlook, financial performance, catalysts, valuation and risk profile. We recommend investors reduce their position.

Under Review: We actively follow the company, although our estimates, rating and target price are under review.

Restricted: The rating and target price have been suspended temporarily to comply with applicable regulations and/or Yuanta policies.

Note: Yuanta research coverage with a Target Price is based on an investment period of 12 months. Greater China Discovery Series coverage does not have a formal 12 months Target Price and the recommendation is based on an investment period specified by the analyst in the report.

Global Disclaimer

© 2020 Yuanta. All rights reserved. The information in this report has been compiled from sources we believe to be reliable, but we do not hold ourselves responsible for its completeness or accuracy. It is not an offer to sell or solicitation of an offer to buy any securities. All opinions and estimates included in this report constitute our judgment as of this date and are subject to change without notice.

This report provides general information only. Neither the information nor any opinion expressed herein constitutes an offer or invitation to make an offer to buy or sell securities or other investments. This material is prepared for general circulation to clients and is not intended to provide tailored investment advice and does not take into account the individual financial situation and objectives of any specific person who may receive this report. Investors should seek financial advice regarding the appropriateness of investing in any securities, investments or investment strategies discussed or recommended in this report. The information contained in this report has been compiled from sources believed to be reliable but no representation or warranty, express or implied, is made as to its accuracy, completeness or correctness. This report is not (and should not be construed as) a solicitation to act as securities broker or dealer in any jurisdiction by any person or company that is not legally permitted to carry on such business in that jurisdiction.

Yuanta research is distributed in the United States only to Major U.S. Institutional Investors (as defined in Rule 15a-6 under the Securities Exchange Act of 1934, as amended and SEC staff interpretations thereof). All transactions by a US person in the securities mentioned in this report must be effected through a registered broker-dealer under Section 15 of the Securities Exchange Act of 1934, as amended. Yuanta research is distributed in Taiwan by Yuanta Securities Investment Consulting. Yuanta research is distributed in Hong Kong by Yuanta Securities (Hong Kong) Co. Limited, which is licensed in Hong Kong by the Securities and Futures Commission for regulated activities, including Type 4 regulated activity (advising on securities). In Hong Kong, this research report may not be redistributed, retransmitted or disclosed, in whole or in part or any form or manner, without the express written consent of Yuanta Securities (Hong Kong) Co. Limited.