

市場處於調整的階段

2025/02/27

合約走勢					
	收盤	+/-	交易量	到期日	剩餘時間
單位	點數	點數	合約	日期	日
VN30F2502	1361.9	2.1	121,657	20/03	24
VN30F2503	1362.4	0.4	81	17/04	52
VN30F2506	1363.5	1.3	37	19/06	115
VN30F2509	1363.8	-1.6	14	18/09	206

源自 Bloomberg - YSVN

合約更改交易量和持倉量				
	交易量	+/-	OI	+/-
單位	合約	%		%
VN30F2502	121,657	-22.6%	39,438	
VN30F2503	81	-82.7%	81	
VN30F2506	37	-67.3%	843	
VN30F2509	14	16.7%	14	

源自：Bloomberg - YSVN

合約的基差變動			
	基差	前一盤	+/-
單位	點數	點數	點數
VN30F2502	1.3	-0.8	2.1
VN30F2503	1.8	-0.8	2.6
VN30F2506	2.9	1.6	1.3
VN30F2509	3.2	4.8	-1.6

源自：Bloomberg - YSVN

合約走勢

- 期貨市場在股票市場放緩的背景下再次在窄幅波動。VN30F2503 合約收盤上漲 2.1 點，合約的基差錄得 1.3 點的正數。
- VN30F2503 合約的成交量減少近 23%，合約持股小幅減少超過 39,000 份。

VN30F1M 的評估

- VN30F2503 形成 Hamari Cross 燭台，顯示投資者的情緒猶豫不決。價格走勢圖處於第 4 波中進行假調整，因此當前的下跌是技術性調整，預計第 5 波可能在接下來的幾個交易日內復甦至 1370 點。
- VN30F2503 在日線圖上的短期趨勢保持上漲，阻力位為 1370-1375 點。

投資策略

當天策略 (Intraday)	投資者可以考慮在 1359-1361 點開設多頭，停損於 1357 點，止盈在 1370 點。
主要短期趨勢策略 (Daily)	多頭倉位考慮在 1371-1375 點的下一個目標開設。

Pham Tan Phat

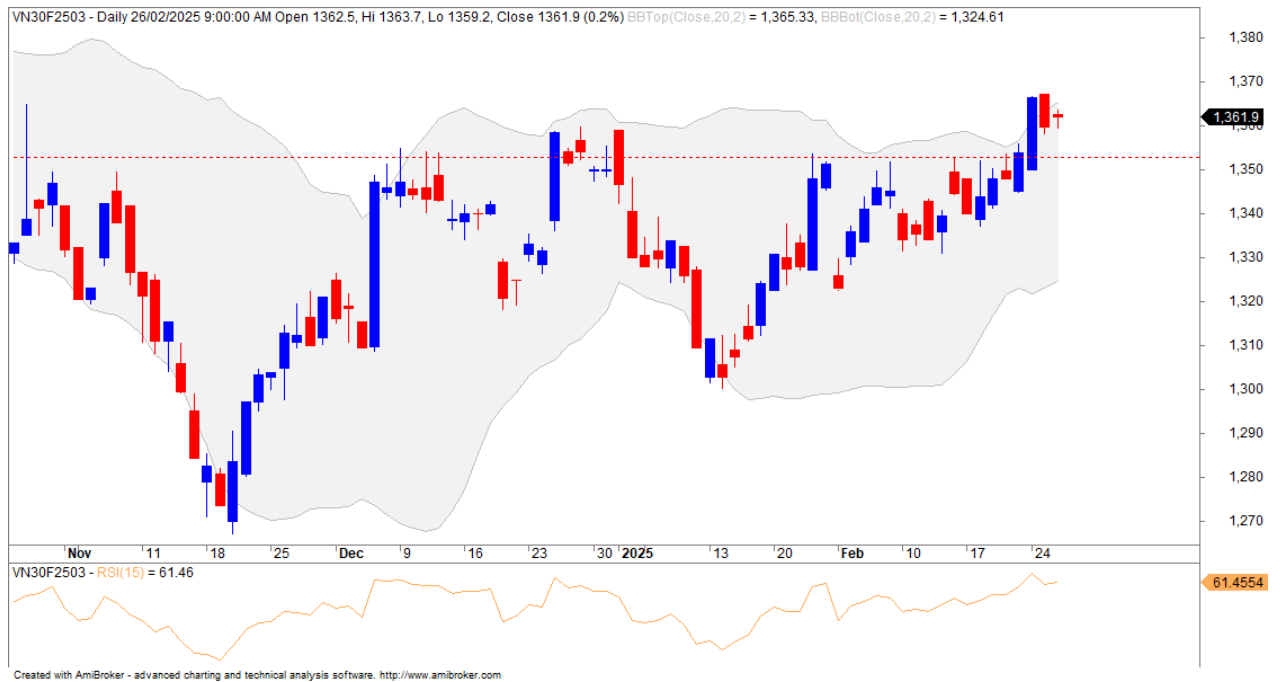
高級分析專員

Email: phat.pham@yuanta.com.vn

Phone: (084) 28 3622 6868 ext 3880

We Create Fortune

VN30F1M 合約走勢圖

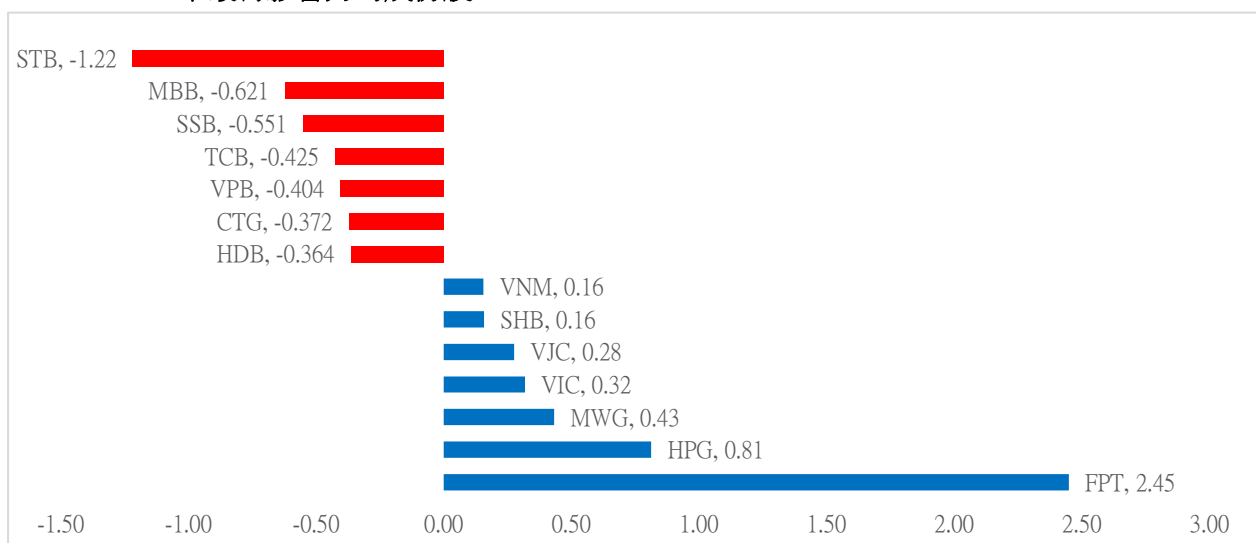


	VN30F2503-Daily	VN30F2503-1H
趨勢	上漲	上漲
支撐 1	1341	1358
支撐 2	1321	1350
阻力 1	1375	1366
阻力 2	1380	1370

VN30-INDEX 指數走勢

VN30-Index 在當日收盤持平，並在窄幅區間內波動。當 FPT 在經過一段時間調整後再次上漲時，則成為焦點。

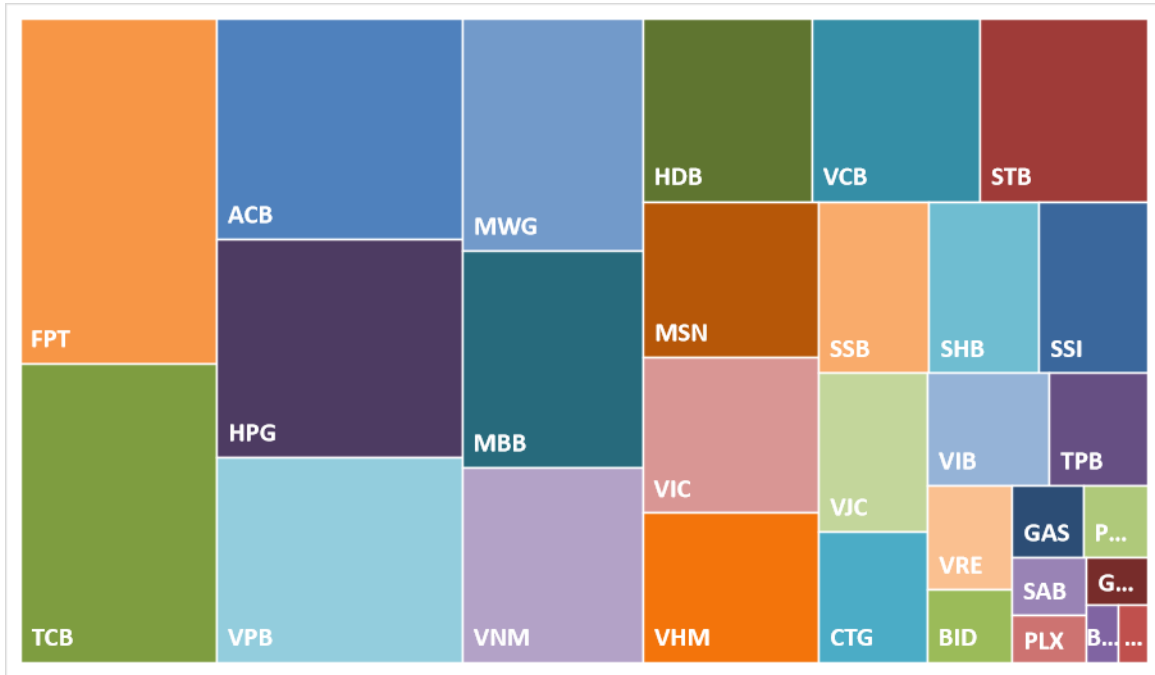
VN30-INDEX 中最有影響力的成份股



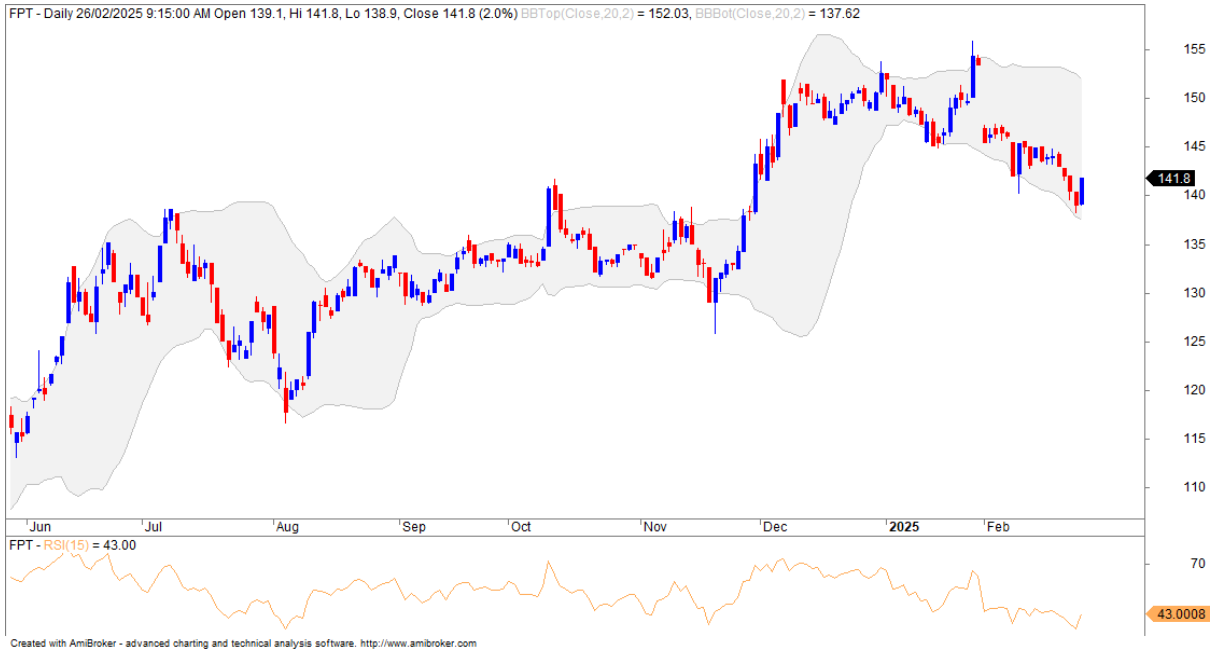


We Create Fortune

VN30-INDEX 中的資本化



FPT 的走勢圖





We Create Fortune

VN30-INDEX 中的成分股

股碼	公司名稱	行業	比重	收盤價	資本化	PER	PBR	3個月平均交易量	外資持有	52週最高	52週最低
		單位	%	VND	Bil VND	x	x	'000 cp	%	VND	VND
ACB	亞洲商業股份銀行	金融	7.1%	25,950	115,910	6.9	1.4	5,808	30%	26,500	23,000
BCM	工業投資開發股份公司	房地產	0.2%	76,400	79,074	37.6	4.1	283	2%	77,100	50,400
BID	越南投資與發展商業股份銀行	金融	0.8%	41,200	284,178	11.5	2.0	3,130	17%	46,860	35,537
BVH	Bao Viet 集團	金融	0.3%	57,800	42,906	20.6	1.9	807	27%	58,900	38,200
CTG	越南工商股份銀行	金融	2.3%	41,350	222,049	8.8	1.5	6,175	27%	42,100	29,950
FPT	FPT 發展投資工藝股份公司	科技	9.1%	141,800	208,598	26.4	7.0	4,207	45%	156,000	90,000
GAS	越南氣體總公司 - 股份公司	公用服務	0.5%	68,400	160,239	15.6	2.7	556	2%	84,412	66,200
GVR	越南橡膠工業集團	原材料	0.4%	32,600	130,400	31.0	2.5	2,132	0%	39,000	27,050
HDB	胡志明市發展商業股份銀行	金融	4.1%	23,050	80,561	6.3	1.5	10,608	17%	26,650	17,958
HPG	Hoa Phat (和發) 集團股份公司	原材料	6.6%	27,750	177,496	14.8	1.6	17,202	22%	29,950	24,750
MBB	軍隊貿易股份銀行	金融	5.3%	23,200	141,573	6.2	1.3	9,576	23%	23,550	18,870
MSN	Masan 集團股份公司	必需消費品	3.7%	68,300	98,239	51.5	3.2	3,299	27%	82,300	63,700
MWG	世界移動通信投資股份公司	非必需消費品	4.7%	58,700	85,789	23.1	3.1	5,171	45%	70,800	43,050
PLX	越南油氣集團	能源	0.3%	43,250	54,953	20.0	2.1	976	18%	51,700	34,550
POW	越南天然氣股份總公司	公用服務	7.1%	36,900	110,231	11.4	2.5	2,924	1%	38,300	13,527
SAB	西貢啤酒 - 酒精 - 飲料股份公司	必需消費品	0.5%	52,200	66,950	15.6	2.9	535	60%	69,400	51,000
SHB	西貢 - 河內股份商業銀行	金融	2.1%	10,100	41,059	4.4	0.7	12,537	3%	11,081	9,054
SSB	Dong Nam A 股份商業銀行	金融	2.6%	19,300	54,716	11.5	1.6	2,048	0%	21,128	15,050
SSI	SSI 西貢證券股份公司	金融	2.4%	25,850	50,714	17.2	1.9	13,295	#VALUE!	31,582	23,500
STB	西貢商信銀行 (sacombank)	金融	4.9%	38,550	72,675	7.2	1.3	8,045	23%	39,700	26,150
TCB	越南技商股份銀行 (Techcombank)	金融	8.2%	26,300	185,806	8.6	1.3	10,760	23%	26,800	19,700
TPB	Tien Phong 股份商業銀行	金融	1.5%	16,950	44,781	7.4	1.2	9,006	30%	18,100	13,667
VCB	越南外商貿易股份銀行	金融	3.9%	92,300	515,873	15.2	2.6	1,412	23%	100,500	85,000
VHM	Vinhomes 股份公司	房地產	2.8%	40,700	167,172	5.7	0.8	4,109	12%	48,550	34,000
VIB	越南國際股份商業銀行	金融	2.7%	20,600	61,370	8.6	1.5	7,781	5%	21,368	17,265
VIC	Vingroup 集團股份公司	房地產	3.2%	41,000	156,770	13.0	1.1	1,628	9%	48,700	39,700
VJC	Vietjet 越捷航空股份公司	工業	2.0%	97,100	52,590	36.9	3.1	610	13%	119,600	95,100
VNM	越南牛奶股份公司	必需消費品	3.6%	63,100	131,876	15.7	4.1	2,461	51%	76,200	60,000
VPB	Viet Nam Thịnh Vuong (越南繁榮) 貿易股份銀行	金融	5.7%	19,250	152,728	9.7	1.1	11,661	25%	21,050	17,500
VRE	Vincom Retail 股份公司	房地產	1.1%	17,150	38,970	9.5	0.9	5,936	18%	28,750	16,100



We Create Fortune

聯繫方式

個人研究分析部

電話號碼: +84 28 3622 6868 分機碼: 3826

電子郵件: research.re@yuanta.com.vn

Appendix A: Important Disclosures

Analyst Certification

Each research analyst primarily responsible for the content of this research report, in whole or in part, certifies that with respect to each security or issuer that the analyst covered in this report: (1) all of the views expressed accurately reflect his or her personal views about those securities or issuers; and (2) no part of his or her compensation was, is, or will be, directly or indirectly, related to the specific recommendations or views expressed by that research analyst in the research report.

Ratings Definitions

BUY: We have a positive outlook on the stock based on our expected absolute or relative return over the investment period. Our thesis is based on our analysis of the company's outlook, financial performance, catalysts, valuation and risk profile. We recommend investors add to their position.

HOLD-Outperform: In our view, the stock's fundamentals are relatively more attractive than peers at the current price. Our thesis is based on our analysis of the company's outlook, financial performance, catalysts, valuation and risk profile.

HOLD-Underperform: In our view, the stock's fundamentals are relatively less attractive than peers at the current price. Our thesis is based on our analysis of the company's outlook, financial performance, catalysts, valuation and risk profile.

SELL: We have a negative outlook on the stock based on our expected absolute or relative return over the investment period. Our thesis is based on our analysis of the company's outlook, financial performance, catalysts, valuation and risk profile. We recommend investors reduce their position.

Under Review: We actively follow the company, although our estimates, rating and target price are under review.

Restricted: The rating and target price have been suspended temporarily to comply with applicable regulations and/or Yuanta policies.

Note: Yuanta research coverage with a Target Price is based on an investment period of 12 months. Greater China Discovery Series coverage does not have a formal 12 month Target Price and the recommendation is based on an investment period specified by the analyst in the report.

Global Disclaimer

© 2018 Yuanta. All rights reserved. The information in this report has been compiled from sources we believe to be reliable, but we do not hold ourselves responsible for its completeness or accuracy. It is not an offer to sell or solicitation of an offer to buy any securities. All opinions and estimates included in this report constitute our judgment as of this date and are subject to change without notice.

This report provides general information only. Neither the information nor any opinion expressed herein constitutes an offer or invitation to make an offer to buy or sell securities or other investments. This material is prepared for general circulation to clients and is not intended to provide tailored investment advice and does not take into account the individual financial situation and objectives of any specific person who may receive this report. Investors should seek financial advice regarding the appropriateness of investing in any securities, investments or investment strategies discussed or recommended in this report. The information contained in this report has been compiled from sources believed to be reliable but no representation or warranty, express or implied, is made as to its accuracy, completeness or correctness. This report is not (and should not be construed as) a solicitation to act as securities broker or dealer in any jurisdiction by any person or company that is not legally permitted to carry on such business in that jurisdiction.

Yuanta research is distributed in the United States only to Major U.S. Institutional Investors (as defined in Rule 15a-6 under the Securities Exchange Act of 1934, as amended and SEC staff interpretations thereof). All transactions by a US person in the securities mentioned in this report must be effected through a registered broker-dealer under Section 15 of the Securities Exchange Act of 1934, as amended. Yuanta research is distributed in Taiwan by Yuanta Securities Investment Consulting. Yuanta research is distributed in Hong Kong by Yuanta Securities (Hong Kong) Co. Limited, which is licensed in Hong Kong by the Securities and Futures Commission for regulated activities, including Type 4 regulated activity (advising on securities). In Hong Kong, this research report may not be redistributed, retransmitted or disclosed, in whole or in part or any form or manner, without the express written consent of Yuanta Securities (Hong Kong) Co. Limited.