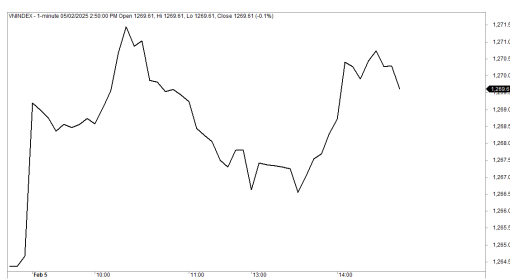


市場走勢

市場指數	VNI	HNI	UPCOM
收盤	1,269.61	227.98	95.90
%日	0.39%	0.61%	0.62%
%週	-0.03%	1.61%	1.07%
%月	0.80%	0.42%	1.03%
%年	7.86%	-1.71%	7.85%
成交值(Bil.VND)			
當日	13,320	822	737
日均量/週	14,617	836	686
日均量/月	11,672	770	673
外資進出			
買進	1,765.23	28.80	12.16
賣出	2,130.58	42.54	45.55
買賣超	-365.35	-13.75	-33.40
市場漲跌家數			
上漲	214	85	201
下跌	122	63	105
持平	77	166	597
市場指標			
P/E	12.58	29.69	24.63
總市值 (兆盾)	5,313	364	1,577
股息殖利率	2.21%	3.76%	4.16%

資料源: Bloomberg - YSVN

VNINDEX



HNIINDEX



市場走勢

市場在連續第二個交易日延續上漲勢頭，VN-Index 上漲 0.39% 至 1,269.61 點。HNX-Index 上漲 0.61%，Upcom-Index 上漲 0.62%。三大市場的成交額微有下降至 14 兆 8,790 億越南盾。

銀行和證券股再次分化，而房地產股成為亮點，其中 VRE (3.37%) 和 BCM (2.13%) 均上漲。此外，LPB (2.28%)、GAS (1.04%)、VPB (1.6%)、VNM (2.16%) 上漲，而 MSN (-1.6%)、SSI (-0.99%)、SHB (-0.95%) 等下跌。

中檔房地產股表現最強勁，DIG 漲停，而 DXS、DXG、PDR 和 NTL 均上漲超過 1%。

外資減少賣超的強度，賣超額為 4,120 億越南盾，主要集中在 SSI (670 億)、CTG (630 億)、FPT (610 億)。另一方面，HPG (600 億)、DIG (460 億)、PDR (430 億) 在買超方面領先。

市場短期觀點

我們認為，市場在下一個交易日可能會出現調整階段。同時，市場仍處於短期調整階段，因此各類股票的現金流量可能會在未來的交易日出現分化，尤其是我們預期的是中型股和小型股。此外，短期情緒指標持續上漲，並無有高風險的跡象，顯示新的買進機會不斷增加，投資者在短期內仍有獲利的機會。

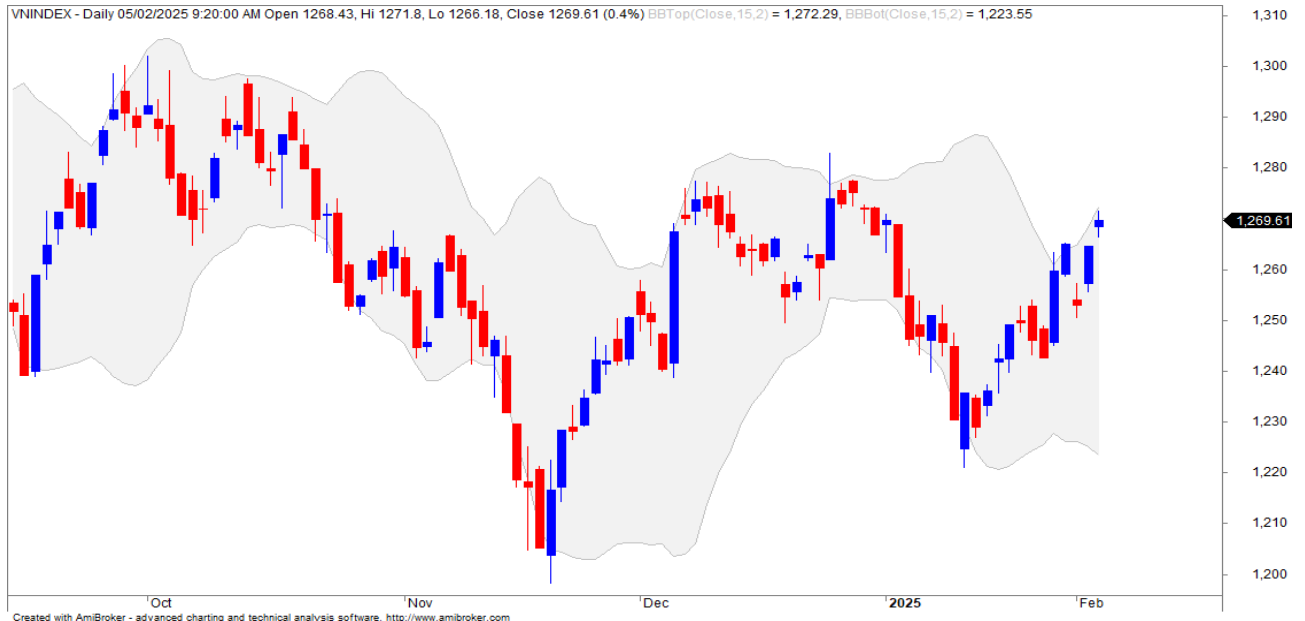
短期策略 (1 個月以內)：大盤的短期趨勢維持上漲。因此，我們建議投資者可以繼續在其投資組合中持有高比例的股票，並利用調整來開設新的買進倉位。

請在 <https://ysradar.yuanta.com.vn/> 查看有關股票的信號。

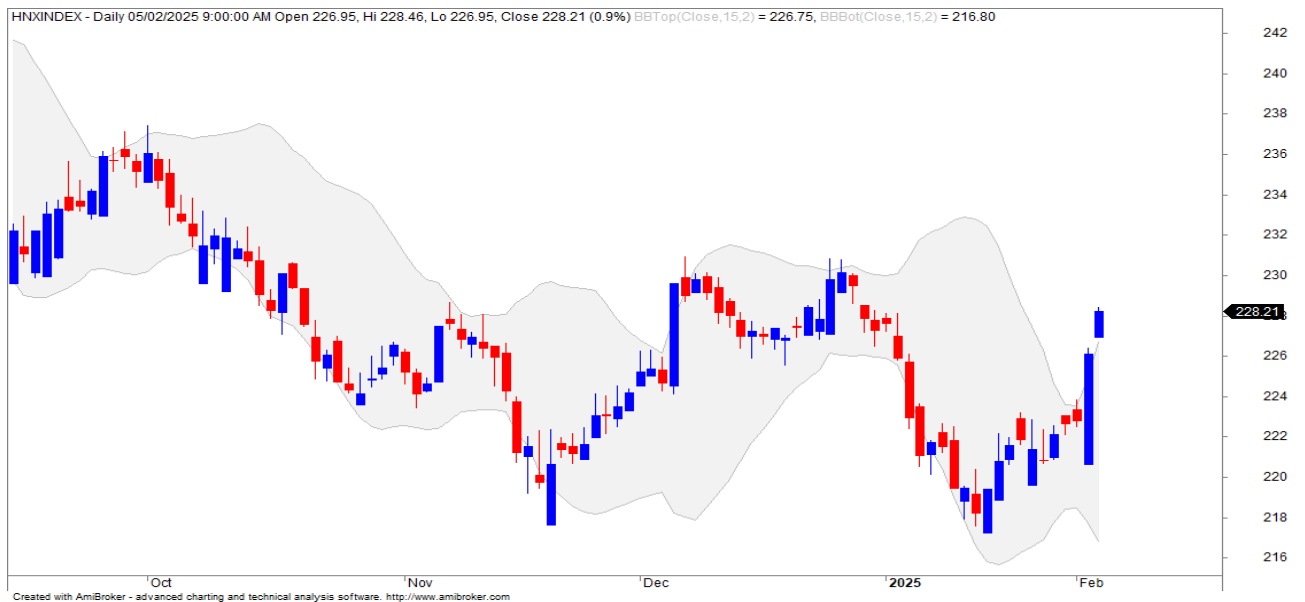


We Create Fortune

技術分析圖



指數技術分析圖 VN-Index



指數技術分析圖 HNX-Index

指數	短期趨勢	中期趨勢	阻力區 1	阻力區 2	支撐區 1	支撐區 2
VN-Index	上漲	中性	1300	1330	870	800
HNX-Index	中性	中性	260	306	189	160
VN30	上漲	中性	1336	1350	980	960
VNMidcaps	中性	中性	1280	1250	963	900
VNSmallcaps	中性	中性	1250	1250	804	750

We Create Fortune

胡志明市交易所 (HSX)

	收盤	漲跌%
VNI	1269.61	0.39%
VN30	1331.35	0.31%
VN Mid	1931.54	0.53%
VN Small	1456.73	0.85%

河內交易所 (HSX)

	收盤	漲跌%
HNI	227.98	0.61%
HN30	476.81	0.70%
VNX AllSh	1334.02	0.40%

UPCOM 市場 (UPCoM)

	收盤	漲跌%
UPCoM	95.9	0.62%

外資交易	成交值 (Bil.VND)
買進	1765.23
賣出	2130.58
買超/賣超	-365.35

外資交易	成交值 (Bil.VND)
買進	28.80
賣出	42.54
買超/賣超	-13.75

外資交易	成交值 (Bil.VND)
買進	12.16
賣出	45.55
買超/賣超	-33.40

上漲排名/股碼	漲跌(VND)	漲跌%
APG	520	6.97%
JVC	290	6.97%
GEG	800	6.81%
DIG	1200	6.78%
SGN	6000	6.35%

上漲排名/股碼	漲跌(VND)	漲跌%
KSV	17900	9.98%
TFC	5900	9.85%
SJE	1900	9.84%
OCH	600	9.52%
VTV	600	6.45%

上漲排名/股碼	漲跌(VND)	漲跌%
LSG	2353	14.71%
TOS	15424	13.75%
KCB	1734	12.94%
BOT	573	11.69%
ICN	6556	10.32%

下跌排名/股碼	漲跌(VND)	漲跌%
DCL	-1050	-4.05%
DLG	-80	-3.81%
CIG	-230	-2.55%
FRT	-3600	-1.79%
MSN	-1100	-1.60%

下跌排名/股碼	漲跌(VND)	漲跌%
DDG	-100	-3.33%
NRC	-100	-2.33%
L18	-500	-1.22%
BVS	-400	-1.14%
TMB	-800	-1.12%

下跌排名/股碼	漲跌(VND)	漲跌%
HFC	-1100	-13.92%
AVG	-1544	-5.74%
HD6	-202	-1.41%
HNM	-87	-0.97%
TTN	-212	-0.92%

*備註：市值>5,000 億盾；成交值>15 億盾

市值排名/股碼	Bil.VND
VCB	517,549,851
BID	273,141,605
FPT	215,217,421
CTG	211,309,175
TCB	174,501,838

市值排名/股碼	Bil.VND
KSV	39,460,000
IDC	18,083,996
PVS	16,011,871
MBS	15,866,087
PVI	14,874,359

市值排名/股碼	Bil.VND
VGI	275,878,872
ACV	269,415,032
MCH	159,860,169
MVN	104,050,160
VEA	53,536,023

交易量排名/股碼	成交值	30 日均
DIG	27,324,500	7,149,747
MBB	26,174,506	10,788,689
VIX	18,885,900	14,251,156
DXG	16,461,600	7,116,827
HPG	16,028,803	13,511,932

交易量排名/股碼	成交值	30 日均
CEO	10,797,346	3,115,441
SHS	6,781,706	9,756,143
PVS	3,075,505	2,116,374
HUT	2,170,881	3,436,820
TIG	1,633,113	1,283,373

交易量排名/股碼	成交值	30 日均
BGE	7,923,806	1,701,129
HNG	5,609,195	10,155,053
BVB	3,996,439	1,616,074
BOT	2,361,764	1,348,710
HBC	1,821,439	1,864,917

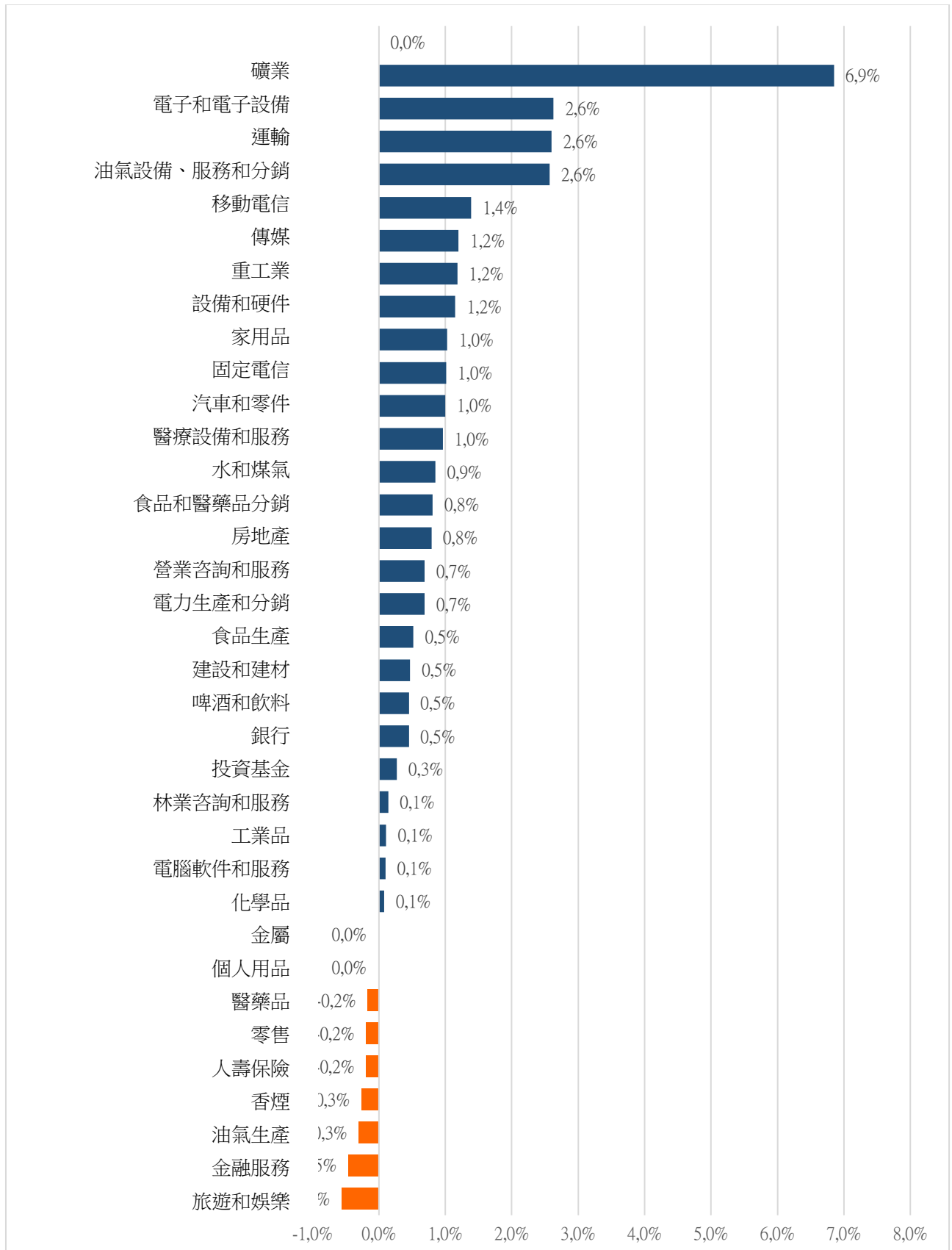
資料源: Bloomberg & Yuanta Research

資料源: Bloomberg & Yuanta Research

資料源: Bloomberg & Yuanta Research

We Create Fortune

各行業板塊的交易走勢



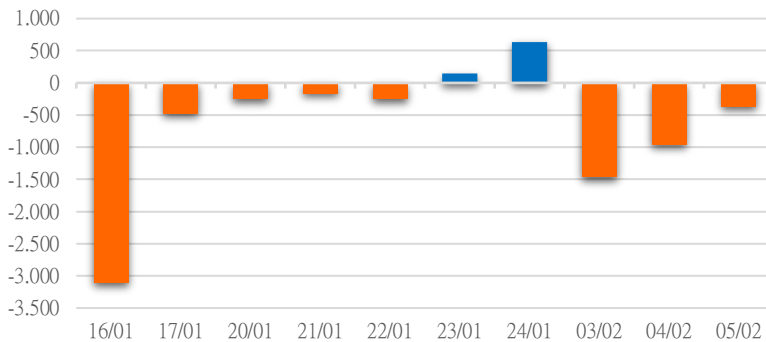
資料源: FinPro - YSVN



We Create Fortune

外資買進賣統計

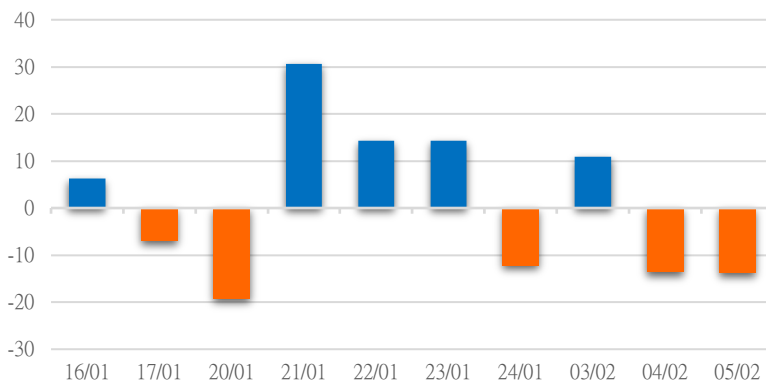
HSX 外資每日買/賣超



證券代碼	買超金額 (Mil.VND)	證券代碼	賣超金額 (Mil.VND)
HPG	60,155	SSI	-67,400
DIG	45,909	CTG	-63,034
PDR	42,841	FRT	-61,404
LPB	37,257	VRE	-44,380
TPB	25,308	MWG	-44,009

HSX 外資買/賣超的前 5 名

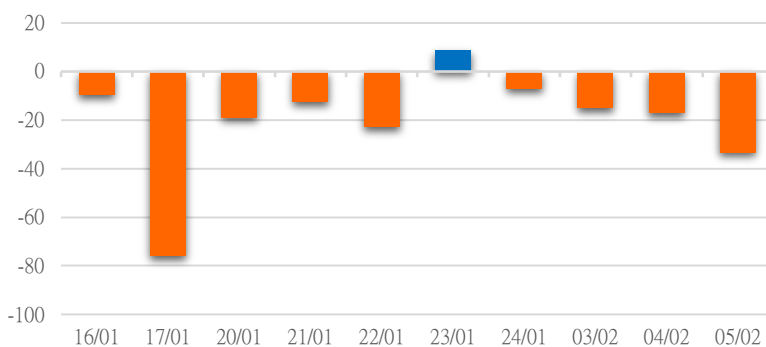
HNX 外資每日買/賣超



證券代碼	買超金額 (Mil.VND)	證券代碼	賣超金額 (Mil.VND)
PVS	7,608	IDC	-13,146
TNG	1,957	SHS	-5,273
DTD	1,238	VFS	-2,336
VC2	974	HUT	-2,016
OCH	614	MBS	-1,493

HNX 外資買/賣超的前 5 名

UPCOM 外資每日買/賣超



證券代碼	買超金額 (Mil.VND)	證券代碼	賣超金額 (Mil.VND)
KLB	1,957	ACV	-28,782
VAB	744	MCH	-3,100
GDA	415	MSR	-2,130
IDP	230	TTN	-1,386
ABW	198	VEA	-363

UPCOM 外資買/賣超的前 5 名

源: FiinPro - YSVN



We Create **Fortune**

自營統計

證券代碼	買超金額 (Mil.VND)	證券代碼	賣超金額 (Mil.VND)
MBB	418,092	GEE	229,257
OCB	89,335	SSI	20,749
LPB	37,923	PVD	20,638
TCH	35,917	VCG	14,952
GEX	33,767	HPG	14,509

HSX 自營交易最大前名

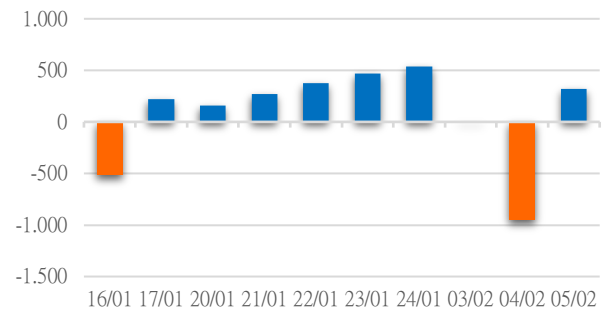
證券代碼	買超金額 (Mil.VND)	證券代碼	賣超金額 (Mil.VND)
MBS	1,395	PVS	3,547
		SHS	1,370
		GKM	205

HNX 自營交易最大前名

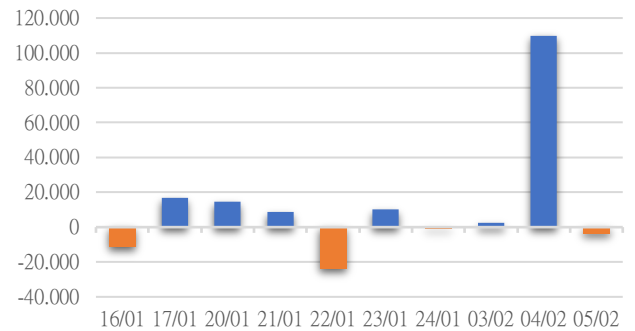
證券代碼	買超金額 (Mil.VND)	證券代碼	賣超金額 (Mil.VND)
MVN	1,516.79	TTN	1,386
PHP	1,000.94		
FOX	29.85		

UPCoM 自營交易最大前名

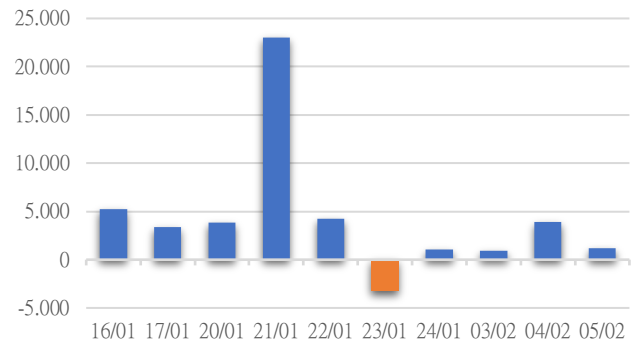
HSX 自營交易每日買/賣超 (BiVND)



HNX 自營交易每日買/賣超 (BiVND)



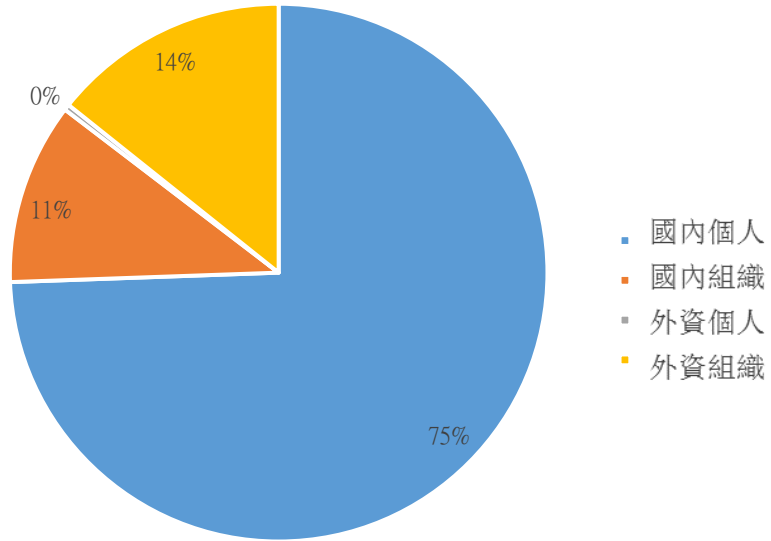
UPCoM 自營交易每日買/賣超 (BiVND)





We Create **Fortune**

越南證券市場投資人類別統計



資料源: FiinPro - YSVN



We Create Fortune

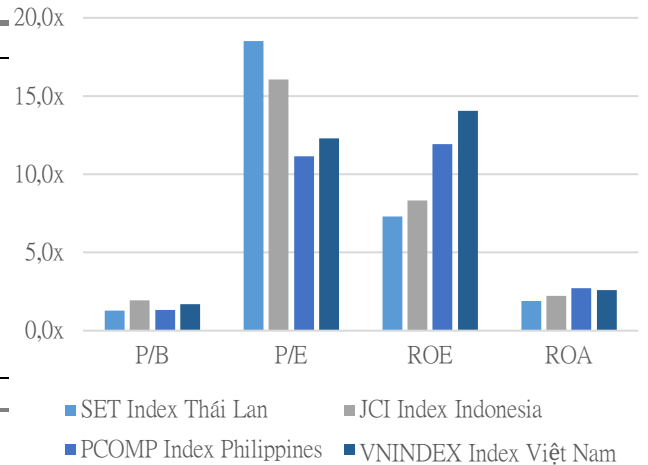
東南亞主要市場走勢比較



東南亞主要市場數據

		Thailand	Indonesia	Philippines	Vietnam
P/B		1.3x	1.9x	1.3x	1.7x
P/E		18.5x	16.1x	11.2x	12.3x
ROE	%	7.29	8.33	11.92	14.05
ROA	%	1.90	2.24	2.70	2.60
市值	十億美元	483.05	757.65	150.18	209.73
交易價值	百萬美元	1.18	0.60	0.10	0.52
股息率	%	3.71	3.95	3.02	1.86

源：Bloomberg & YSVN



■ SET Index Thái Lan ■ JCI Index Indonesia
■ PCOMP Index Philippines ■ VNIINDEX Index Việt Nam



We Create **Fortune**

元大證券（越南）公司

個人客戶分析部

Nguyễn Th ê Minh
研究分析經理
+84 28 3622 6868 ext 3826
minh.nguyen@yuanta.com.vn

Lý Thị Hi ền
研究分析主管
+84 28 3622 6868 ext 3908
hien.ly@yuanta.com.vn

Quách Đức Khánh
研究分析副主管
+84 28 3622 6868 ext 3833
khanh.quach@yuanta.com.vn

Khổng Hữu Hiệp
高級分析專員
+84 28 3622 6868 ext 3912
hiiep.khong@yuanta.com.vn

Nguyễn Trịnh Ngọc Hồng
高級分析專員
+84 28 3622 6868 ext 3832
hong.nguyen@yuanta.com.vn

Phạm Tấn Phát
高級分析專員
+84 28 3622 6868 ext 3880
phat.pham@yuanta.com.vn

個人客戶業務部

Phạm Đắc Thành
北部營業中心經理
+84 28 3622 6868 ext 3416
thanh.pham@yuanta.com.vn

Võ Thị Thu Thủy
平陽分行經理
+84 28 3622 6868 ext 3505
thuy.vo@yuanta.com.vn

Lương Kỳ Ty
堤岸分行經理
+84 28 3622 6868 ext 3653
ty.luong@yuanta.com.vn

Bùi Quốc Phong
同奈分行經理
+84 28 3622 6868 ext 3701
phong.bui@yuanta.com.vn

Võ Đình Tuấn
峴港分行經理
+84 28 3622 6868 ext 3301
tuan.vo@yuanta.com.vn

Nguyễn Việt Quang
河內分行經理
+84 28 3622 6868 ext 3404
quang.nguyen@yuanta.com.vn

Đinh Thị Thu Cúc
頭頓分行經理
+84 28 3622 6868 ext 3203
cuc.dinh@yuanta.com.vn



We Create **Fortune**

Appendix A: Important Disclosures

Analyst Certification

Each research analyst primarily responsible for the content of this research report, in whole or in part, certifies that with respect to each security or issuer that the analyst covered in this report: (1) all of the views expressed accurately reflect his or her personal views about those securities or issuers; and (2) no part of his or her compensation was, is, or will be, directly or indirectly, related to the specific recommendations or views expressed by that research analyst in the research report.

Ratings Definitions

BUY: We have a positive outlook on the stock based on our expected absolute or relative return over the investment period. Our thesis is based on our analysis of the company's outlook, financial performance, catalysts, valuation and risk profile. We recommend investors add to their position.

HOLD-Outperform: In our view, the stock's fundamentals are relatively more attractive than peers at the current price. Our thesis is based on our analysis of the company's outlook, financial performance, catalysts, valuation and risk profile.

HOLD-Underperform: In our view, the stock's fundamentals are relatively less attractive than peers at the current price. Our thesis is based on our analysis of the company's outlook, financial performance, catalysts, valuation and risk profile.

SELL: We have a negative outlook on the stock based on our expected absolute or relative return over the investment period. Our thesis is based on our analysis of the company's outlook, financial performance, catalysts, valuation and risk profile. We recommend investors reduce their position.

Under Review: We actively follow the company, although our estimates, rating and target price are under review.

Restricted: The rating and target price have been suspended temporarily to comply with applicable regulations and/or Yuanta policies.

Note: Yuanta research coverage with a Target Price is based on an investment period of 12 months. Greater China Discovery Series coverage does not have a formal 12 month Target Price and the recommendation is based on an investment period specified by the analyst in the report.

Global Disclaimer

© 2018 Yuanta. All rights reserved. The information in this report has been compiled from sources we believe to be reliable, but we do not hold ourselves responsible for its completeness or accuracy. It is not an offer to sell or solicitation of an offer to buy any securities. All opinions and estimates included in this report constitute our judgment as of this date and are subject to change without notice.

This report provides general information only. Neither the information nor any opinion expressed herein constitutes an offer or invitation to make an offer to buy or sell securities or other investments. This material is prepared for general circulation to clients and is not intended to provide tailored investment advice and does not take into account the individual financial situation and objectives of any specific person who may receive this report. Investors should seek financial advice regarding the appropriateness of investing in any securities, investments or investment strategies discussed or recommended in this report. The information contained in this report has been compiled from sources believed to be reliable but no representation or warranty, express or implied, is made as to its accuracy, completeness or correctness. This report is not (and should not be construed as) a solicitation to act as securities broker or dealer in any jurisdiction by any person or company that is not legally permitted to carry on such business in that jurisdiction.

Yuanta research is distributed in the United States only to Major U.S. Institutional Investors (as defined in Rule 15a-6 under the Securities Exchange Act of 1934, as amended and SEC staff interpretations thereof). All transactions by a US person in the securities mentioned in this report must be effected through a registered broker-dealer under Section 15 of the Securities Exchange Act of 1934, as amended. Yuanta research is distributed in Taiwan by Yuanta Securities Investment Consulting. Yuanta research is distributed in Hong Kong by Yuanta Securities (Hong Kong) Co. Limited, which is licensed in Hong Kong by the Securities and Futures Commission for regulated activities, including Type 4 regulated activity (advising on securities). In Hong Kong, this research report may not be redistributed, retransmitted or disclosed, in whole or in part or and any form or manner, without the express written