

市場測試 1378-1382 點

2025/03/07

合約走勢					
	收盤	+/-	交易量	到期日	剩餘時間
單位	點數	點數	合約	日期	日
VN30F2502	1375.4	10.2	190,645	20/03	14
VN30F2503	1375.1	7.9	919	17/04	42
VN30F2506	1376.1	7.5	59	19/06	105
VN30F2509	1377.0	4.3	44	18/09	196

源自 Bloomberg - YSVN

合約更改交易量和持倉量				
	交易量	+/-	OI	+/-
單位	合約	%		%
VN30F2502	190,645	13.4%	41,226	
VN30F2503	919	-7.9%	1,776	
VN30F2506	59	15.7%	873	
VN30F2509	44	-21.4%	436	

源自：Bloomberg - YSVN

合約的基差變動			
	基差	前一盤	+/-
單位	點數	點數	點數
VN30F2502	-4.2	1.3	-5.5
VN30F2503	-4.5	1.3	-5.8
VN30F2506	-3.5	4.7	-8.2
VN30F2509	-2.6	8.8	-11.4

源自：Bloomberg - YSVN

合約走勢

- 在 VN30-Index 收於 52 周新高的背景下，期貨市場持續謹慎上漲，基差折現幅度擴大。VN30F2503 合約收於 1375 點，達到 -4.2 點。
- VN30F2503 合約的成交量增加 13%，合約持股維持超過 41,000 份。

VN30F1M 的評估

- VN30F2503 形成了一個堅固的上漲燭台，否定了墓碑十字星形態。不過，價格仍為上漲楔形形態，新的上限位於 1378 點附近。短期上漲動能仍為正，因此目前調整幅度不會太大，支撐位為 1,373 點。
- VN30F2503 在日線圖上的短期趨勢保持上漲，阻力位為 1370-1373 點。

投資策略

當天策略 (Intraday)	投資者可以考慮在 1373 點開設多頭，停損於 1370 點，止盈在 1378 點。 空頭倉位考慮在 1379 點開設，停損於 1381 點或當價格突破 1370 點時停損。
主要短期 趨勢策略 (Daily)	投資者持續觀察，並等待新的入場點。

Pham Tan Phat

高級分析專員

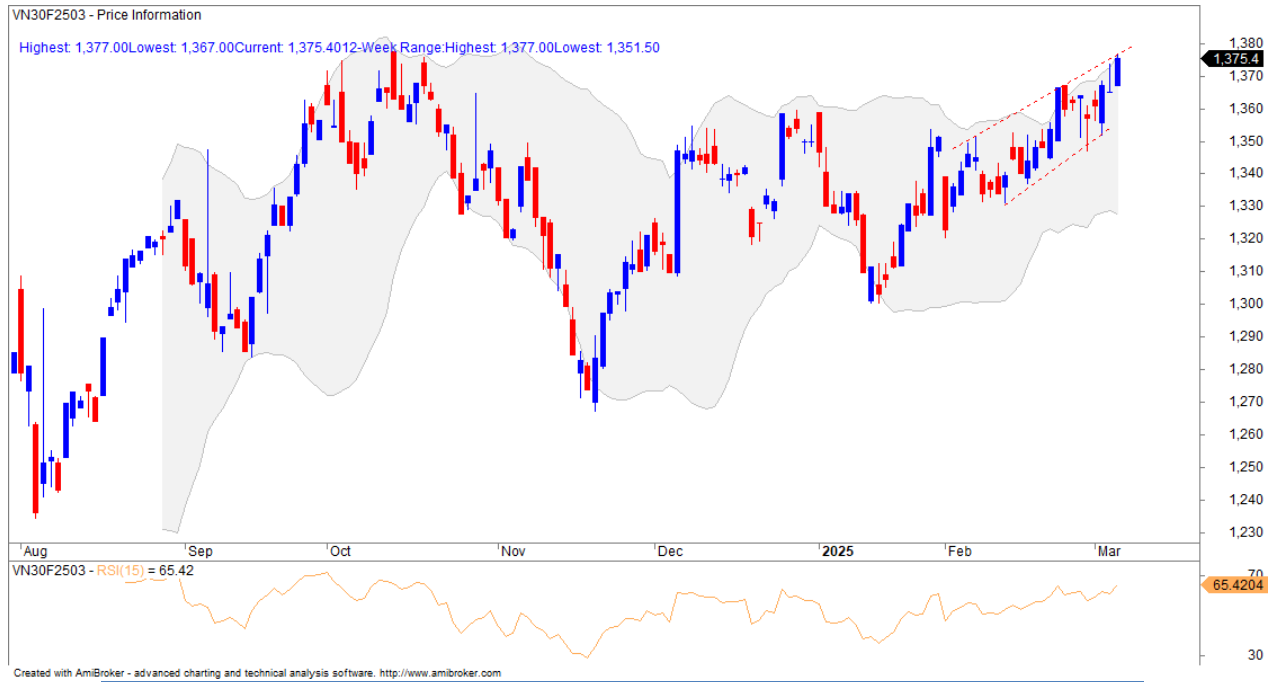
Email: phat.pham@yuanta.com.vn

Phone: (084) 28 3622 6868 ext 3880



We Create Fortune

VN30F1M 合約走勢圖

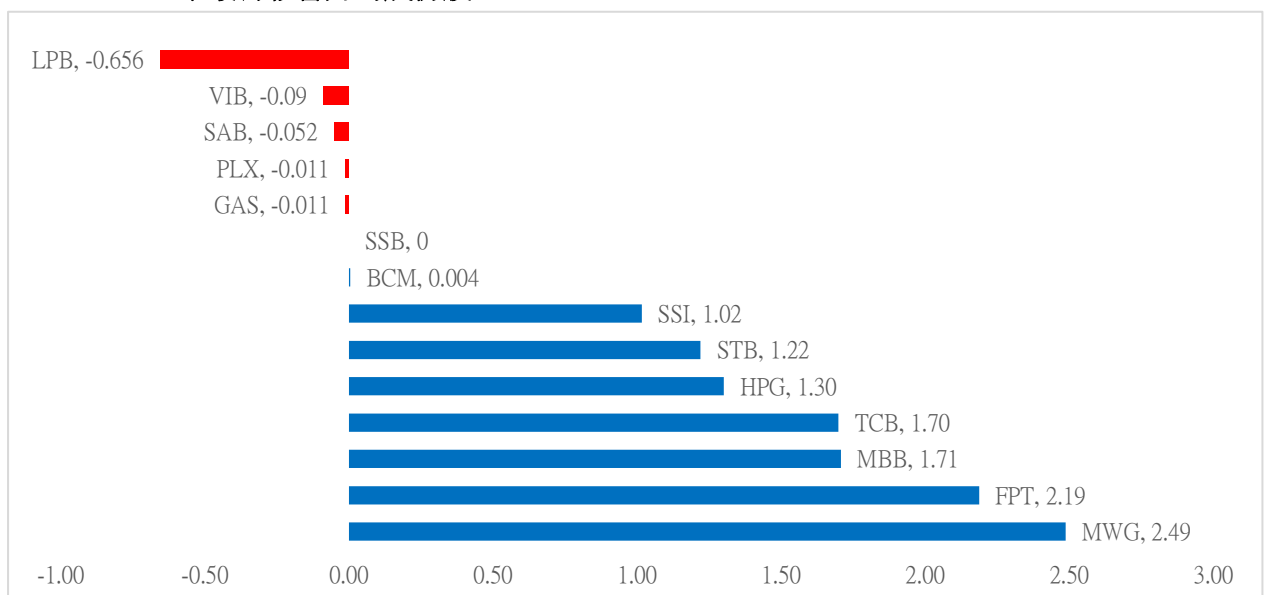


	VN30F2503-Daily	VN30F2503-1H
趨勢	上漲	上漲
支撐 1	1349	1370
支撐 2	1331	1365
阻力 1	1380	1379
阻力 2	1385	1382

VN30-INDEX 指數走勢

VN30-Index 收盤上漲 1.15%，其中 MWG、FPT、MBB 對指數的支撐最為顯著。

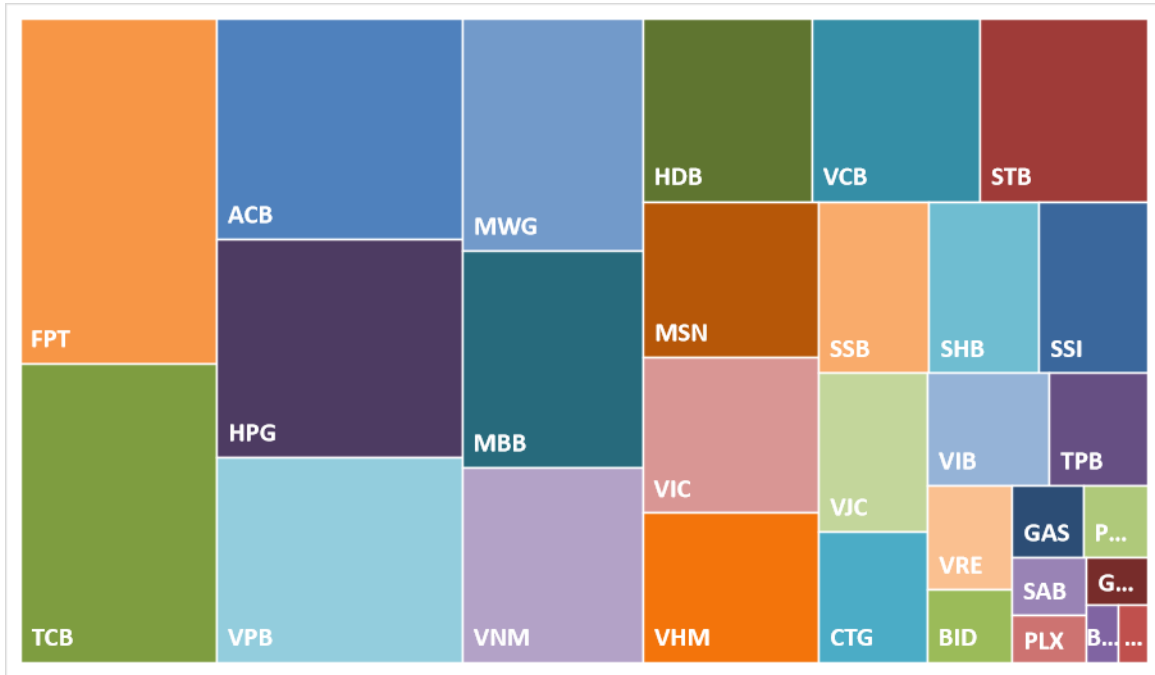
VN30-INDEX 中最有影響力的成份股



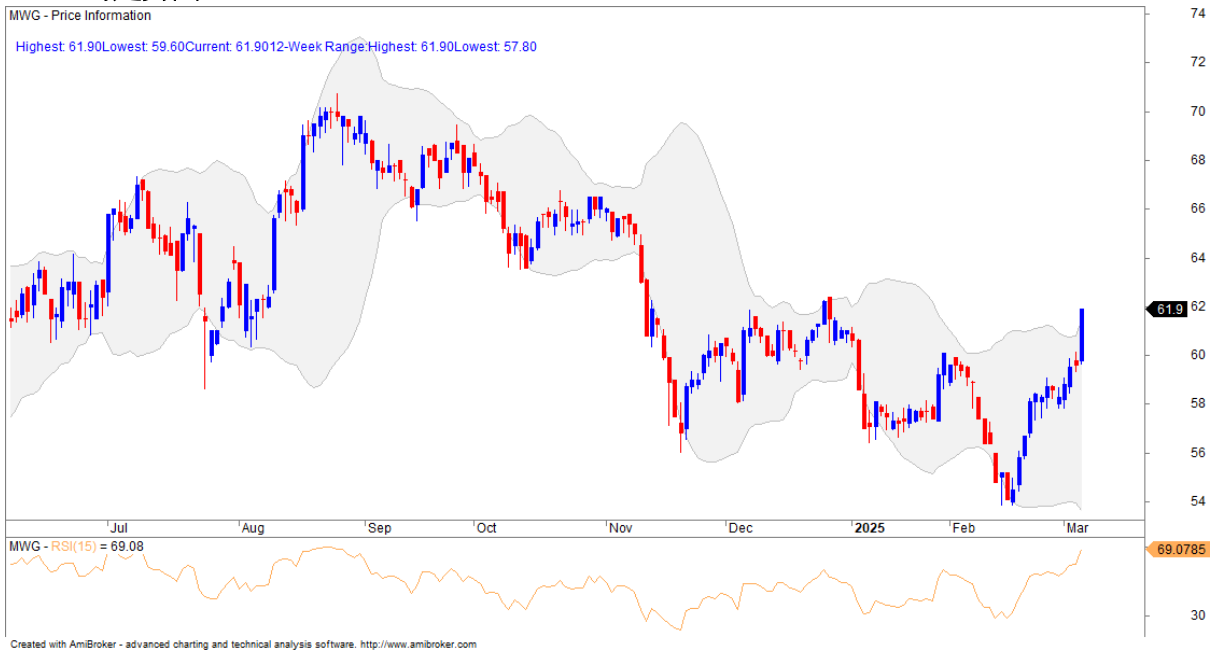


We Create **Fortune**

VN30-INDEX 中的資本化



MWG 的走勢圖





We Create Fortune

VN30-INDEX 中的成分股

股碼	公司名稱	行業	比重	收盤價	資本化	PER	PBR	3 個月平均交易量	外資持有	52 週最高	52 週最低
		單位	%	VND	Bil. VND	x	x	'000 cp	%	VND	VND
ACB	亞洲商業股份銀行	金融	7.1%	26,400	117,920	7.0	1.4	6,197	30%	26,650	23,000
BCM	工業投資開發股份公司	房地產	0.2%	75,200	77,832	37.0	4.0	311	2%	77,100	50,400
BID	越南投資與發展商業股份銀行	金融	0.8%	40,800	286,472	11.4	2.0	3,274	16%	46,860	35,537
BVH	Bao Viet 集團	金融	0.3%	57,700	42,832	20.5	1.9	775	27%	59,700	38,200
CTG	越南工商股份銀行	金融	2.2%	41,650	223,660	8.8	1.5	6,564	27%	42,250	29,950
FPT	FPT 發展投資工藝股份公司	科技	9.0%	141,600	208,303	26.4	7.0	3,855	44%	156,000	94,087
GAS	越南氣體總公司 - 股份公司	公用服務	0.5%	68,300	160,005	15.5	2.7	593	2%	84,412	66,200
GVR	越南橡膠工業集團	原材料	0.4%	34,000	136,000	32.3	2.6	2,330	1%	39,000	27,050
HDB	胡志明市發展商業股份銀行	金融	4.1%	23,050	80,561	6.3	1.5	10,707	17%	26,650	17,958
HPG	Hoa Phat (和發) 集團股份公司	原材料	6.6%	27,950	178,775	14.9	1.6	19,086	21%	29,950	24,750
MBB	軍隊貿易股份銀行	金融	5.4%	24,100	147,065	6.5	1.3	10,678	23%	24,100	18,870
MSN	Masan 集團股份公司	必需消費品	3.7%	69,200	99,534	51.3	3.3	3,349	27%	82,300	63,700
MWG	世界移動通信投資股份公司	非必需消費品	4.9%	61,900	90,466	24.3	3.3	5,247	45%	70,800	45,350
PLX	越南油氣集團	能源	0.3%	43,650	55,461	20.2	2.1	1,096	18%	51,700	34,550
POW	越南天然氣股份總公司	公用服務	6.8%	35,550	106,198	11.0	2.5	2,953	1%	38,300	13,527
SAB	西貢啤酒 - 酒精 - 飲料股份公司	必需消費品	0.5%	51,400	65,924	15.3	2.8	543	60%	69,400	51,000
SHB	西貢 - 河內股份商業銀行	金融	2.3%	10,000	40,653	4.4	0.7	14,150	3%	11,081	9,054
SSB	Dong Nam A 股份商業銀行	金融	2.6%	19,450	55,335	11.6	1.6	2,050	0%	21,128	15,050
SSI	SSI 西貢證券股份公司	金融	2.5%	26,900	52,774	17.9	2.0	15,205	#VALUE!	31,582	23,500
STB	西貢商信銀行 (sacombank)	金融	5.0%	39,500	74,466	7.4	1.4	8,429	22%	39,700	26,150
TCB	越南技商股份銀行 (Techcombank)	金融	8.5%	27,700	195,696	9.1	1.3	11,761	23%	27,700	19,700
TPB	Tien Phong 股份商業銀行	金融	1.4%	16,200	42,800	7.0	1.1	10,906	30%	18,100	13,667
VCB	越南外商貿易股份銀行	金融	3.9%	93,500	522,580	15.4	2.6	1,481	23%	97,400	85,000
VHM	Vinhomes 股份公司	房地產	3.0%	43,600	179,083	6.1	0.9	4,449	12%	48,550	34,000
VIB	越南國際股份商業銀行	金融	2.7%	20,950	62,413	8.8	1.5	8,285	5%	21,400	17,265
VIC	Vingroup 集團股份公司	房地產	3.3%	42,350	161,932	13.4	1.1	1,696	9%	48,700	39,700
VJC	Vietjet 越捷航空股份公司	工業	1.9%	96,500	52,265	36.7	3.1	596	13%	119,600	95,100
VNM	越南牛奶股份公司	必需消費品	3.5%	62,900	131,458	15.6	4.1	2,694	51%	76,200	60,000
VPB	Viet Nam Thinh Vuong (越南繁榮) 貿易股份銀行	金融	5.6%	19,150	151,935	9.6	1.1	12,024	25%	21,050	17,500
VRE	Vincom Retail 股份公司	房地產	1.1%	17,850	40,561	9.9	1.0	6,359	18%	28,750	16,100



We Create **Fortune**

聯繫方式

個人研究分析部

電話號碼: +84 28 3622 6868 分機碼: 3826

電子郵件: research.re@yuanta.com.vn

Appendix A: Important Disclosures

Analyst Certification

Each research analyst primarily responsible for the content of this research report, in whole or in part, certifies that with respect to each security or issuer that the analyst covered in this report: (1) all of the views expressed accurately reflect his or her personal views about those securities or issuers; and (2) no part of his or her compensation was, is, or will be, directly or indirectly, related to the specific recommendations or views expressed by that research analyst in the research report.

Ratings Definitions

BUY: We have a positive outlook on the stock based on our expected absolute or relative return over the investment period. Our thesis is based on our analysis of the company's outlook, financial performance, catalysts, valuation and risk profile. We recommend investors add to their position.

HOLD-Outperform: In our view, the stock's fundamentals are relatively more attractive than peers at the current price. Our thesis is based on our analysis of the company's outlook, financial performance, catalysts, valuation and risk profile.

HOLD-Underperform: In our view, the stock's fundamentals are relatively less attractive than peers at the current price. Our thesis is based on our analysis of the company's outlook, financial performance, catalysts, valuation and risk profile.

SELL: We have a negative outlook on the stock based on our expected absolute or relative return over the investment period. Our thesis is based on our analysis of the company's outlook, financial performance, catalysts, valuation and risk profile. We recommend investors reduce their position.

Under Review: We actively follow the company, although our estimates, rating and target price are under review.

Restricted: The rating and target price have been suspended temporarily to comply with applicable regulations and/or Yuanta policies.

Note: Yuanta research coverage with a Target Price is based on an investment period of 12 months. Greater China Discovery Series coverage does not have a formal 12 month Target Price and the recommendation is based on an investment period specified by the analyst in the report.

Global Disclaimer

© 2018 Yuanta. All rights reserved. The information in this report has been compiled from sources we believe to be reliable, but we do not hold ourselves responsible for its completeness or accuracy. It is not an offer to sell or solicitation of an offer to buy any securities. All opinions and estimates included in this report constitute our judgment as of this date and are subject to change without notice.

This report provides general information only. Neither the information nor any opinion expressed herein constitutes an offer or invitation to make an offer to buy or sell securities or other investments. This material is prepared for general circulation to clients and is not intended to provide tailored investment advice and does not take into account the individual financial situation and objectives of any specific person who may receive this report. Investors should seek financial advice regarding the appropriateness of investing in any securities, investments or investment strategies discussed or recommended in this report. The information contained in this report has been compiled from sources believed to be reliable but no representation or warranty, express or implied, is made as to its accuracy, completeness or correctness. This report is not (and should not be construed as) a solicitation to act as securities broker or dealer in any jurisdiction by any person or company that is not legally permitted to carry on such business in that jurisdiction.

Yuanta research is distributed in the United States only to Major U.S. Institutional Investors (as defined in Rule 15a-6 under the Securities Exchange Act of 1934, as amended and SEC staff interpretations thereof). All transactions by a US person in the securities mentioned in this report must be effected through a registered broker-dealer under Section 15 of the Securities Exchange Act of 1934, as amended. Yuanta research is distributed in Taiwan by Yuanta Securities Investment Consulting. Yuanta research is distributed in Hong Kong by Yuanta Securities (Hong Kong) Co. Limited, which is licensed in Hong Kong by the Securities and Futures Commission for regulated activities, including Type 4 regulated activity (advising on securities). In Hong Kong, this research report may not be redistributed, retransmitted or disclosed, in whole or in part or any form or manner, without the express written consent of Yuanta Securities (Hong Kong) Co. Limited.