

## 市場處於震盪和調整階段

2025/06/25

合約走勢					
收盤	+/-	交易量	到期日	剩餘時間	
單位	點數	點數	合約	日期	日
VN30F2502	1449.0	15.4	200,002	17/07	23
VN30F2503	1447.3	16.7	842	21/08	58
VN30F2506	1449.7	22.9	872	18/09	86
VN30F2509	1490.0	67.5	255	18/12	177

源自 Bloomberg - YSVN

合約更改交易量和持倉量				
交易量	+/-	OI	+/-	
單位	合約	%		%
VN30F2502	200,002	4.4%	41,230	
VN30F2503	842	128.2%	842	
VN30F2506	872	-22.3%	1,234	
VN30F2509	255	133.9%	255	

源自：Bloomberg - YSVN

合約的基差變動			
基差	前一盤	+/-	
單位	點數	點數	點數
VN30F2502	-13.8	-14.7	0.9
VN30F2503	-15.5	-14.7	-0.8
VN30F2506	-13.1	-21.5	8.4
VN30F2509	27.2	-25.8	53.0

源自：Bloomberg - YSVN

### 合約走勢

- 期貨合約延續漲勢，漲幅為 15-68 點。不過，自到期日以來，VN30F1M 和 VN30 之間的基差繼續保持在 10 點以上。
- 4I1F7000 合約的成交量比前一交易日增加 4%。

### VN30F1M 的評估

- 4I1F7000 切上 MA20 並沿著 Envelope 線的上限移動。合約可能進行調整和積累，並在 1445 點的支撐位。同時，RSI 指標調整至中性區域，因此短期上漲趨勢仍能積極。
- 4I1F7000 在日線圖上的短期趨勢轉為上漲，追蹤停損於 1415 點。

### 投資策略

當天策略 (Intraday)	投資者可以考慮在 1445 點的調整階段開設多頭，停損於 1441 點，止盈在 1456 點或 1460 點。
主要短期趨勢策略 (Daily)	投資者可以考慮開設並持有多頭，停損於 1417 點。

Pham Tan Phat

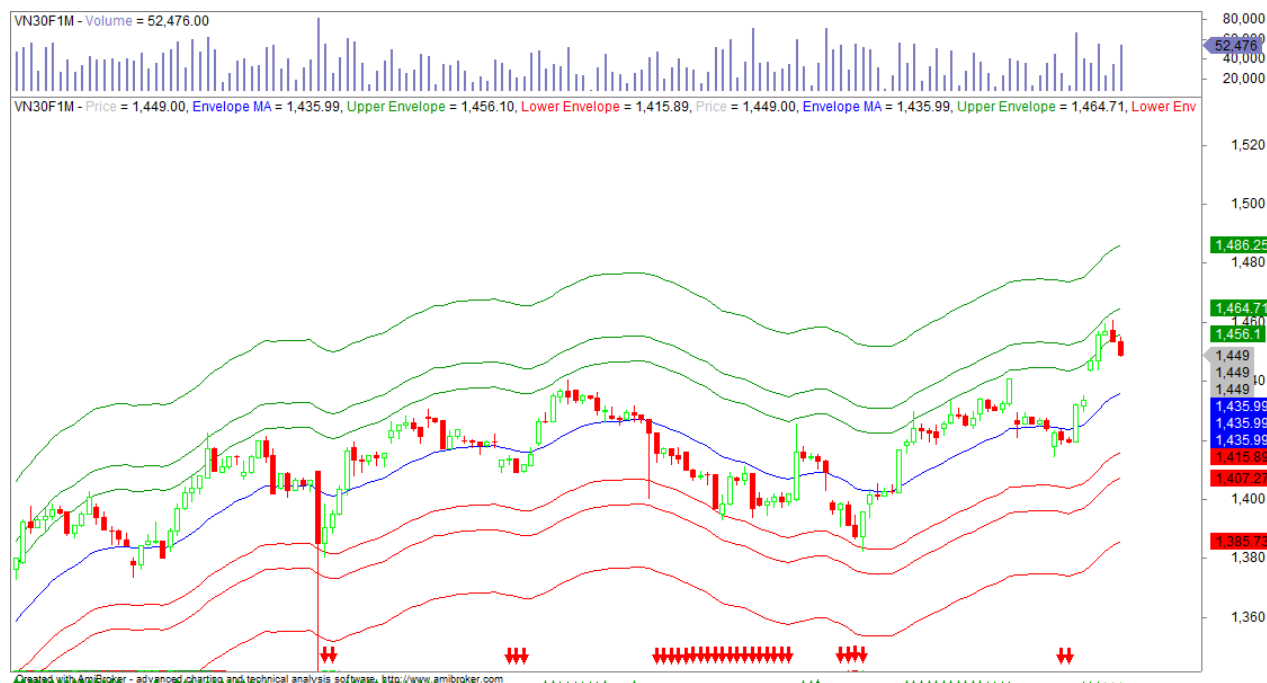
高級分析專員

Email: [phat.pham@yuanta.com.vn](mailto:phat.pham@yuanta.com.vn)

Phone: (084) 28 3622 6868 ext 3880

We Create Fortune

## VN30F1M 合約走勢圖

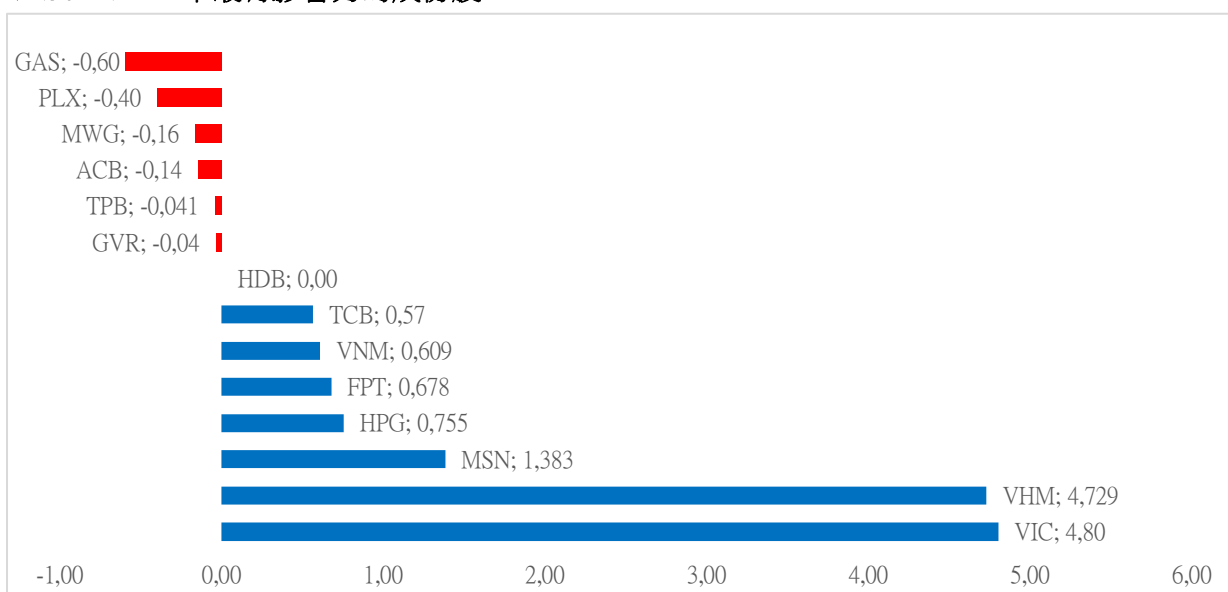


	41I1F7000-Daily	41I1F7000-1H
趨勢	上漲	上漲
支撐 1	1415	1445
支撐 2	1390	1436
阻力 1	1460	1456
阻力 2	1466	1464

## VN30-INDEX 指數走勢

VN30-Index 收盤上漲 1%，其中 VIC、VHM、MSN 對指數的支撐最為顯著。

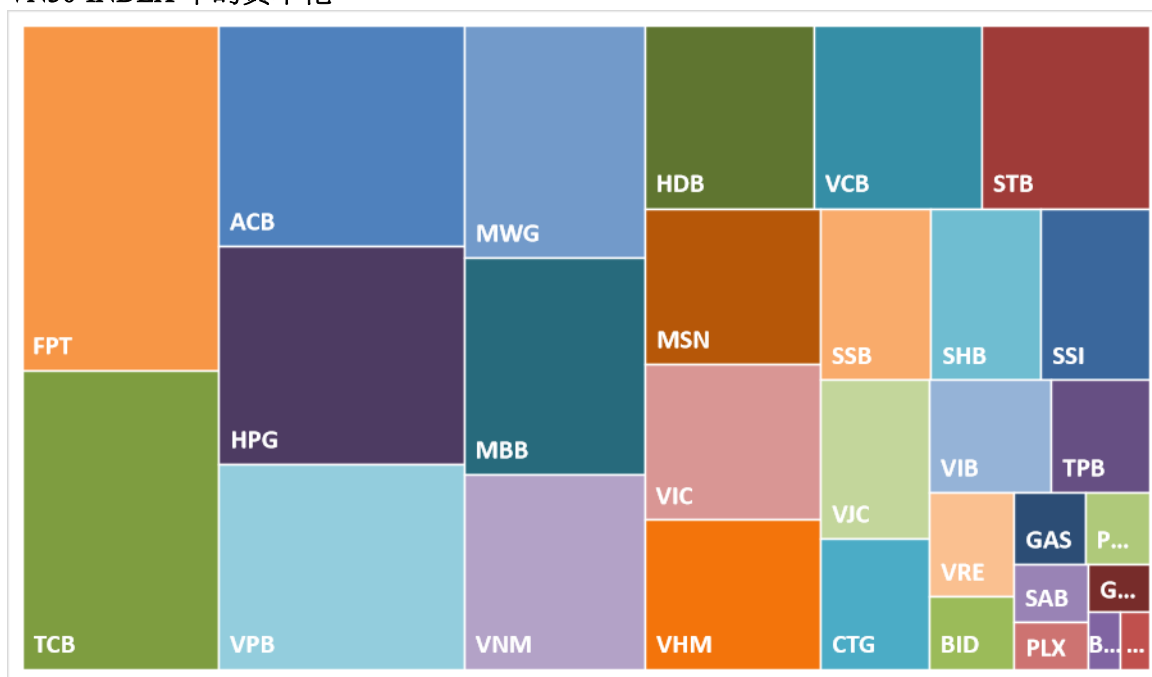
## VN30-INDEX 中最有影響力的成份股



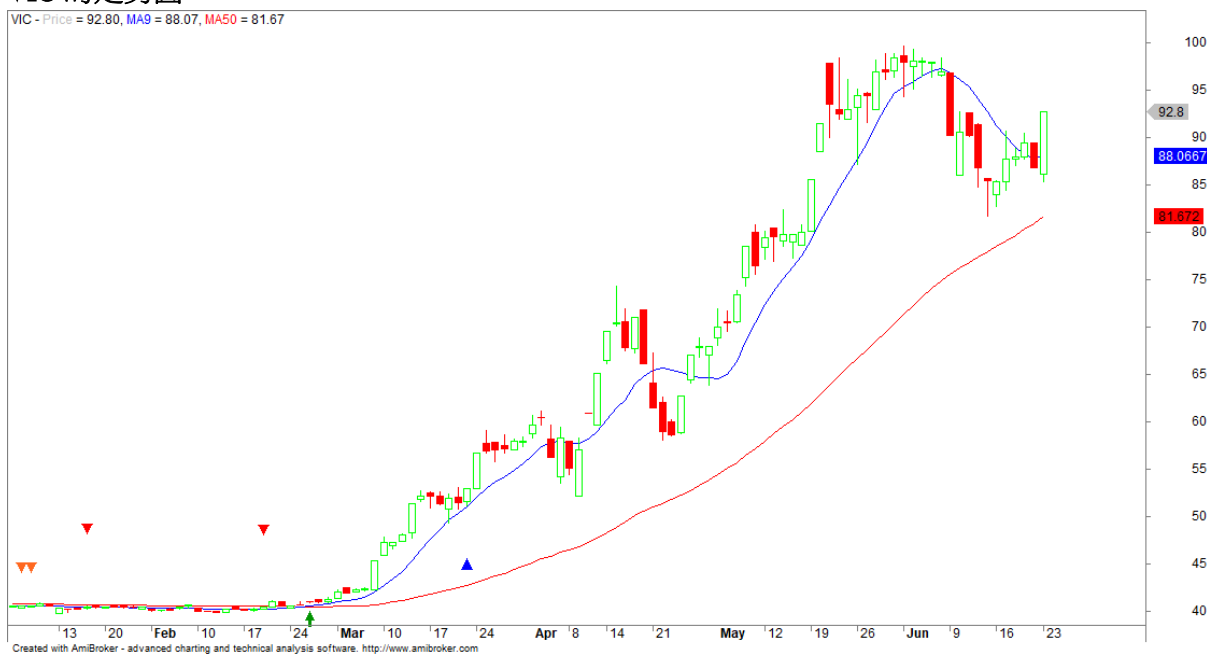


We Create **Fortune**

## VN30-INDEX 中的資本化



## VIC 的走勢圖



## VN30-INDEX 中的成分股

股碼	公司名稱	行業	比重	收盤價	資本化	PER	PBR	3 個月平均交易量	外資持有	52 週最高	52 週最低
		單位	%	VND	Bil. VND	x	x	'000 cp	%	VND	VND
ACB	亞洲商業股份銀行	金融	4.2%	21,300	109,411	6.6	1.3	13,267	30%	23,304	18,043
BCM	工業投資開發股份公司	房地產	0.3%	61,500	63,653	26.2	3.2	570	2%	82,400	49,800
BID	越南投資與發展商業股份銀行	金融	0.4%	36,000	252,769	9.9	1.7	3,479	18%	42,727	31,200
BVH	Bao Viet 集團	金融	0.2%	54,100	40,160	18.3	1.7	605	27%	59,700	39,100
CTG	越南工商股份銀行	金融	1.4%	41,550	223,123	8.6	1.5	8,065	27%	43,300	29,950
FPT	FPT 發展投資工藝股份公司	科技	9.0%	116,500	172,575	20.7	5.3	7,012	41%	156,000	97,800
GAS	越南氣體總公司 - 股份公司	公用服務	0.8%	69,100	161,879	15.3	2.6	1,070	2%	84,412	50,800
GVR	越南橡膠工業集團	原材料	0.5%	29,650	118,600	25.3	2.2	4,198	1%	39,000	21,700
HDB	胡志明市發展商業股份銀行	金融	2.4%	21,950	76,717	5.5	1.3	10,654	17%	26,650	18,000
HPG	Hoa Phat (和發) 集團股份公司	原材料	9.3%	27,000	172,699	13.8	1.5	28,561	22%	29,500	21,300
MBB	軍隊貿易股份銀行	金融	3.7%	25,900	158,049	6.4	1.3	27,006	23%	26,400	19,261
MSN	Masan 集團股份公司	必需消費品	5.5%	69,200	99,534	45.1	3.2	5,735	26%	82,300	50,300
MWG	世界移動通信投資股份公司	非必需消費品	7.2%	64,900	95,983	21.7	3.2	8,520	48%	70,800	45,750
PLX	越南油氣集團	能源	0.5%	38,050	48,346	25.1	1.8	1,636	18%	51,700	30,950
POW	越南天然氣股份總公司	公用服務	3.8%	31,800	94,996	9.6	2.1	3,087	1%	38,300	22,731
SAB	西貢啤酒 - 酒精 - 飲料股份公司	必需消費品	0.7%	49,650	63,679	15.6	2.6	1,300	59%	62,900	41,500
SHB	西貢 - 河內股份商業銀行	金融	1.9%	13,000	52,848	5.5	0.9	70,194	3%	14,150	9,054
SSB	Dong Nam A 股份商業銀行	金融	1.4%	18,100	51,495	7.4	1.3	2,135	0%	21,084	15,050
SSI	SSI 西貢證券股份公司	金融	1.4%	24,300	47,917	15.9	1.7	24,298	#VALUE!	28,564	20,600
STB	西貢商信銀行 (sacombank)	金融	3.7%	46,500	87,663	8.1	1.5	15,074	20%	47,800	27,000
TCB	越南技商股份銀行 (Techcombank)	金融	6.6%	34,000	240,205	11.3	1.6	20,501	23%	34,850	20,750
TPB	Tien Phong 股份商業銀行	金融	0.7%	13,250	35,006	5.6	0.9	13,718	23%	18,100	11,100
VCB	越南外商貿易股份銀行	金融	2.2%	56,600	472,931	13.9	2.3	3,970	22%	68,600	52,000
VHM	Vinhomes 股份公司	房地產	7.6%	77,300	317,503	9.9	1.5	9,328	11%	78,300	34,000
VIB	越南國際股份商業銀行	金融	1.6%	18,150	54,071	7.7	1.2	6,686	5%	21,400	16,300
VIC	Vingroup 集團股份公司	房地產	10.5%	95,800	366,307	32.6	2.5	7,523	8%	99,800	39,700
VJC	Vietjet 越捷航空股份公司	工業	2.6%	88,100	47,716	31.7	2.7	729	12%	109,500	77,100
VNM	越南牛奶股份公司	必需消費品	4.7%	56,400	117,873	15.0	3.5	4,352	48%	76,200	51,400
VPB	Viet Nam Thịnh Vượng (越南繁榮) 貿易股份銀行	金融	3.1%	18,550	147,174	9.1	1.0	25,740	25%	21,050	15,150
VRE	Vincom Retail 股份公司	房地產	2.3%	24,900	56,581	13.5	1.3	13,175	19%	27,700	16,100



We Create Fortune

## 聯繫方式

### 個人研究分析部

電話號碼: +84 28 3622 6868 分機碼: 3826

電子郵件: [research.re@yuanta.com.vn](mailto:research.re@yuanta.com.vn)

## Appendix A: Important Disclosures

### Analyst Certification

Each research analyst primarily responsible for the content of this research report, in whole or in part, certifies that with respect to each security or issuer that the analyst covered in this report: (1) all of the views expressed accurately reflect his or her personal views about those securities or issuers; and (2) no part of his or her compensation was, is, or will be, directly or indirectly, related to the specific recommendations or views expressed by that research analyst in the research report.

### Ratings Definitions

BUY: We have a positive outlook on the stock based on our expected absolute or relative return over the investment period. Our thesis is based on our analysis of the company's outlook, financial performance, catalysts, valuation and risk profile. We recommend investors add to their position.

HOLD-Outperform: In our view, the stock's fundamentals are relatively more attractive than peers at the current price. Our thesis is based on our analysis of the company's outlook, financial performance, catalysts, valuation and risk profile.

HOLD-Underperform: In our view, the stock's fundamentals are relatively less attractive than peers at the current price. Our thesis is based on our analysis of the company's outlook, financial performance, catalysts, valuation and risk profile.

SELL: We have a negative outlook on the stock based on our expected absolute or relative return over the investment period. Our thesis is based on our analysis of the company's outlook, financial performance, catalysts, valuation and risk profile. We recommend investors reduce their position.

Under Review: We actively follow the company, although our estimates, rating and target price are under review.

Restricted: The rating and target price have been suspended temporarily to comply with applicable regulations and/or Yuanta policies.

Note: Yuanta research coverage with a Target Price is based on an investment period of 12 months. Greater China Discovery Series coverage does not have a formal 12 month Target Price and the recommendation is based on an investment period specified by the analyst in the report.

### Global Disclaimer

© 2018 Yuanta. All rights reserved. The information in this report has been compiled from sources we believe to be reliable, but we do not hold ourselves responsible for its completeness or accuracy. It is not an offer to sell or solicitation of an offer to buy any securities. All opinions and estimates included in this report constitute our judgment as of this date and are subject to change without notice.

This report provides general information only. Neither the information nor any opinion expressed herein constitutes an offer or invitation to make an offer to buy or sell securities or other investments. This material is prepared for general circulation to clients and is not intended to provide tailored investment advice and does not take into account the individual financial situation and objectives of any specific person who may receive this report. Investors should seek financial advice regarding the appropriateness of investing in any securities, investments or investment strategies discussed or recommended in this report. The information contained in this report has been compiled from sources believed to be reliable but no representation or warranty, express or implied, is made as to its accuracy, completeness or correctness. This report is not (and should not be construed as) a solicitation to act as securities broker or dealer in any jurisdiction by any person or company that is not legally permitted to carry on such business in that jurisdiction.

Yuanta research is distributed in the United States only to Major U.S. Institutional Investors (as defined in Rule 15a-6 under the Securities Exchange Act of 1934, as amended and SEC staff interpretations thereof). All transactions by a US person in the securities mentioned in this report must be effected through a registered broker-dealer under Section 15 of the Securities Exchange Act of 1934, as amended. Yuanta research is distributed in Taiwan by Yuanta Securities Investment Consulting. Yuanta research is distributed in Hong Kong by Yuanta Securities (Hong Kong) Co. Limited, which is licensed in Hong Kong by the Securities and Futures Commission for regulated activities, including Type 4 regulated activity (advising on securities). In Hong Kong, this research report may not be redistributed, retransmitted or disclosed, in whole or in part or any form or manner, without the express written consent of Yuanta Securities (Hong Kong) Co. Limited.